COAL COMBUSTION RESIDUAL RULE
2025 ANNUAL GROUNDWATER MONITORING AND CORRECTIVE ACTION REPORT

FORMER W.H. SAMMIS PLANT
STRATTON, JEFFERSON COUNTY, OHIO

PREPARED FOR:
ETEM REMEDIATION ONE LLC

PREPARED BY:
CIVIL & ENVIRONMENTAL CONSULTANTS, INC.
MOON TOWNSHIP, PENNSYLVANIA

CEC Project 341-963.0103

January 29, 2026
(Revised April 22, 2026)

Civil & Environmental Consultants, Inc.

Pittsburgh 700 Cherrington Parkway | Moon Township, PA 15108 | p: 412-429-2324 f: 412-429-2114 | www.cecinc.com

TABLE OF CONTENTS

1.0 PURPOSE 1

2.0 BACKGROUND 2
2.1 Site Description and History 2
2.2 Site Geology and Hydrogeology 3

3.0 KEY ACTIVITIES COMPLETED 5
3.1 Activities Completed Prior to the 2025 Calendar Year 5
3.2 Activities Completed During the 2025 Calendar Year 6

4.0 CCR RULE GROUNDWATER MONITORING PROGRAM 8
4.1 Groundwater Monitoring Well System 8
4.2 Groundwater Sampling and Analysis 8
4.3 CCR Rule Groundwater Monitoring Program Status 8
4.4 Changes to the Groundwater Monitoring System 8
4.5 Transition Between Monitoring Programs 9

5.0 CCR RULE ASSESSMENT MONITORING RESULTS 10
5.1 Summary of Groundwater Sample Collection 10
5.2 Summary of Problems Encountered and Problem Resolution 10
5.3 Analytical Data Summary 10

6.0 GROUNDWATER PROTECTION STANDARDS FOR APPENDIX IV CONSTITUENTS 11

7.0 STATISTICAL EVALUATIONS OF APPENDIX IV CONSTITUENTS 12
7.1 Upgradient/Background Dataset 12
7.2 Establishing Groundwater Protection Standards 13
7.3 Statistically Significant Levels 13

8.0 ACTIVITIES FOR 2026 CALENDAR YEAR 15

FIGURES

Figure 1	Site Location Map
Figure 2	Well Location Map
Figure 3A	April 15, 2025 Groundwater Contour Map
Figure 3B	September 30, 2025 Groundwater Contour Map

TABLES

Table 1	Well Construction Details
Table 2	2025 Groundwater Elevation Summary
Table 3	CCR Rule 2025 Sampling Summary
Table 4	Analytical Parameters
Table 5	2025 Analytical Data Summary
Table 6	MW-12S Supplemental Analytical Data
Table 7	Summary of Background Cobalt Results from Wells MW-1, MW-9 and MW-12S

APPENDICES

Appendix A	Laboratory Analytical Reports
Appendix B	MW-12S Supplemental Sampling Low-Flow Field Data Forms
Appendix C	Sanitas Background Upper Tolerance Limit Output Files
Appendix D	Sanitas SSL Determination Output Files

1.0 PURPOSE

This report has been prepared on behalf of ETEM Remediation One LLC (ER1) to document groundwater monitoring activities performed at the former contiguous north and south bottom ash impoundments at the retired W.H. Sammis Power Plant (Site) during the 2025 calendar year in accordance with 40 CFR § 257.90(e) of the HAZARDOUS AND SOLID WASTE MANAGEMENT SYSTEM; DISPOSAL OF COAL COMBUSTION RESIDUALS FROM ELECTRIC UTILITIES; FINAL RULE, 80 Fed. Reg. 21302 (issued Apr. 17, 2015 and amended August 29, 2018 and September 28, 2020) ("CCR Rule").

2.0 BACKGROUND

2.1 SITE DESCRIPTION AND HISTORY

The Site is situated on the western shoreline of the Ohio River in Jefferson County, Ohio, immediately north of the town of Stratton (Figure 1). The United States Army Corps of Engineers (USACE) New Cumberland Lock and Dam is located within the river immediately east of the Site. The former W.H. Sammis Power Station was a coal-fired power plant that began operations in 1959, permanently ceased energy production in 2023, and is currently undergoing decommissioning and demolition. Historically, there were two bottom ash impoundments (the "North Pond" and "South Pond") that were identified as existing Coal Combustion Residual (CCR) surface impoundments by the former Site owner, FirstEnergy Generation, LLC that are subject to the CCR Rule because they were used for temporary storage of a CCR, namely sluiced bottom ash. The Ponds are adjacent to each other and are separated by a berm that is also regulated as a Class 2 Dam.

Both Ponds have been closed by removal of CCR. Closure construction activities for the North Pond were documented in the *CCR Removal Confirmation Report, North Pond* prepared by Key Environmental dated August 2024. This report certified that the CCR within the limits of the North Pond were removed in 2024 and the CCR removal confirmation was completed in general accordance with the *North Pond Closure Plan* (prepared by Key Environmental, Inc., November 2023). The closure by removal activities of the South Pond were completed in 2023 and were documented by AECOM in the *Construction Certification Report for the South Pond (AECOM Certification Report)* dated June 1, 2023. The *AECOM Certification Report* indicated that all visible CCR materials were removed from the South Pond with the exception of a layer of structural CCR material in the north, west and east slopes of the pond. The *AECOM Certification Report* noted that the CCR was left in place to avoid potential disturbances to the integrity of existing structures around the pond. As described in the *Amended South Pond Closure Plan* prepared by CEC in December 2025, the *de minimis* CCR deposits identified outside of the CCR unit (estimated to be less than 500 cubic yards) are not proposed to be removed due to the proximity of the property boundary and the North Pond Class 2 Dam, the elevation of CCR in relation to the pond bottom, and the overburden thickness above the *de minimis* CCR. Accordingly, in accordance

with §257.102(f)(3) and §257.102(h) of the CCR Rule, the North and South Ponds have been certified as closed in accordance with their respective closure plans as documented in CEC's January 2026 *Closure Certification Report, North and South Ponds, Former W.H. Sammis Plant, Stratton, Ohio*.

The CCR Rule groundwater monitoring system requirement for both Ponds is addressed by a single multi-unit system that was installed in 2016 and initially consisted of two (2) upgradient and five (5) downgradient monitoring wells as certified by AECOM on October 17, 2017. Recently, monitoring well MW-12S has been added to the CCR Rule groundwater monitoring system as an additional upgradient well, and the system now consists of three (3) upgradient and five (5) downgradient monitoring wells. Additional wells and piezometers that were installed between 2016 and 2024 that are not part of the CCR Rule groundwater monitoring system and were historically used to support Alternate Source Demonstrations (ASDs) were also monitored in 2025 to provide supplemental groundwater elevation and water quality data. Well locations are provided in Figure 2. Well construction details are provided in Table 1.

2.2 SITE GEOLOGY AND HYDROGEOLOGY

The site is situated on the Ohio River Buried Valley aquifer system. The system is a sand and gravel aquifer ranging from 65 to 90 feet thick in the vicinity of the site. Within approximately a half mile from the western edge of the Ohio River, the Ohio River Buried Valley aquifer system abruptly transitions to a bedrock aquifer system. This Pennsylvanian-age bedrock aquifer consists of sandstone and limestone with thicknesses ranging from 300 to 400 feet thick and is characterized as low or poorly yielding.

Information related to Site-specific geology and hydrogeology was developed from soil borings advanced at the Site as part of historical investigations. Subsurface soil conditions encountered at the Site generally consist of a variable thickness of fill ranging from 10 to 25 feet overlying native soil. The fill typically consists of silt and clay with trace gravel, slag and coal fragments or reworked native materials. Native soil includes approximately 10 to 35 feet of alluvium comprised of clay and silt overlying extensive sand and gravel deposits that extend to the top of bedrock at depths of 60 to greater than 100 feet.

The uppermost aquifer beneath the Site occurs within the unconsolidated native sand and gravel alluvium beneath the Site at depths ranging from approximately 25 to 45 feet below ground surface (bgs). Groundwater flow is primarily controlled by topography and the presence of the USACE New Cumberland Dam located within the river immediately east of the Site. Depth to water and groundwater elevation data from April and September 2025 are presented in Table 2 and were used to develop the groundwater contour maps shown in Figures 3A and 3B, respectively. As shown in these Figures, groundwater flow within the uppermost aquifer is primarily to the south/southeast beneath the Ponds. In the upgradient portions of the Site north of the ponds, groundwater from beneath the hillside to the west and within the sand and gravel aquifer to the north, and surface water from the Ohio River upstream of the USACE New Cumberland Dam flow into the Site from the northwest, north and northeast prior to flowing beneath the Ponds and ultimately discharging to the Ohio River below the dam and southeast of the Site.

3.0 KEY ACTIVITIES COMPLETED

3.1 ACTIVITIES COMPLETED PRIOR TO THE 2025 CALENDAR YEAR

In accordance with 40 CFR § 257.90, § 257.91, § 257.93, § 257.94, § 257.95 and/or § 257.96, the following activities have been completed during previous calendar years:

- A groundwater monitoring system and groundwater statistical method of evaluation were developed for the Site and certified by a licensed professional engineer (2017). The CCR Rule groundwater monitoring system was originally comprised of two upgradient (MW-1 and MW-9) and five downgradient (MW-2, MW-3, MW-4, MW-5 and MW-6). Wells MW-7 and MW-8 that were initially installed as part of the baseline monitoring were not retained for the CCR Rule groundwater monitoring system based on their locations.
- Eight independent samples were collected from each background and downgradient monitoring point for analysis of the constituents listed in Appendix III and IV of the CCR Rule (2016-2017).
- Detection monitoring samples were collected from each monitoring point for analysis of the constituents listed in Appendix III of the CCR Rule (2017).
- Detection monitoring data were evaluated for a statistically significant increase (SSI) above the background level for each constituent listed in Appendix III of the CCR Rule (2017).
- After determining SSI's above background were present, an Alternate Source Demonstration (ASD) was completed in 2018 to determine if a source or other factors not related to the CCR unit(s) caused the SSIs.
- Because the ASD was unsuccessful in identifying an alternate source of the SSIs, an Assessment Monitoring Program was established and sampling and analyses of the CCR Rule monitoring points commenced for Appendix IV constituents (2018).
- GWPSs were established for detected Appendix IV constituents (2018).
- Assessment Monitoring has been performed on a semiannual basis since 2018.
- Assessment monitoring data were evaluated for SSLs above the GWPS for each constituent listed in Appendix IV of the CCR Rule and identified cobalt at an SSL greater than the GWPS in well MW-6 (2019).

- An ASD was performed in 2019 to evaluate whether an alternative source or other factors not related to the CCR unit(s) caused the SSL. The ASD identified coal pile storage and handling, historical oil storage facilities, coal mining, and acid mine drainage (AMD) as potential sources for the cobalt SSL at MW-6.
- Additional evaluation was performed in 2019 to further evaluate the potential for historical coal mining/AMD to be an alternative source of the cobalt SSL, including additional well installation (wells MW-10D, MW-11S and MW-11D), groundwater sampling and sampling of seeps emanating from abandoned mine openings. According to AECOM's historical ASD report, the ASD successfully demonstrated that an alternative source was responsible for the cobalt SSL.
- ASD updates have been prepared for each subsequent monitoring event in which the cobalt SSL persisted.
- Additional monitoring wells were installed in 2020 and sampled as part of the ongoing ASD evaluations (MW-12S, MW-13S, MW-13BR and MW-14S).
- ER1 took ownership of the Site in 2023, thereby taking responsibility for groundwater monitoring and reporting in accordance with the CCR Rule.
- The South Pond underwent closure by removal of CCR (2023).
- The United States Environmental Protection Agency (USEPA) notified ER1 of their position that, based on USEPA's review of previous reports, the previous ASDs were not thorough enough and that it was necessary to collect additional groundwater characterization data (2023).
- The North Pond underwent closure by removal of CCR (2024).
- Additional monitoring wells were installed and sampled (MW-15 and MW-16) as part of the ongoing ASD evaluations (2024).

3.2 ACTIVITIES COMPLETED DURING THE 2025 CALENDAR YEAR

- ER1 switched environmental consultants to Civil & Environmental Consultants, Inc. (CEC) at the beginning of 2025. As part of this transition, CEC began statistical evaluation of groundwater data in accordance with the CCR Rule as discussed in this report.

- The USEPA indicated that because ER1 has identified an alternate, upgradient source of groundwater impacts, revisions to the CCR Rule groundwater monitoring network could be made to incorporate additional background groundwater quality data for use in the statistical evaluations performed to determine if the CCR units are causing groundwater impacts (i.e., identifying SSLs). Accordingly, in July 2025 ER1 proposed adding monitoring well MW-12S to the CCR Rule groundwater monitoring network as previously discussed with USEPA. MW-12S is located to the northwest and upgradient of the North and South Ponds.
- In an effort to reduce sample turbidity in well MW-12S that was occasionally elevated in historical samples collected from the well, MW-12S was redeveloped in October 2025. Additional samples were collected from MW-12S between November 2025 and January 2026 in order to provide the minimum of eight independent samples of sufficient data quality that are required for statistical analyses. Additional details on the well redevelopment and sampling are provided in Section 7.1.
- ER1 performed assessment monitoring in accordance with 40 CFR § 257.95 and § 257.96(b) on a semiannual basis for the Appendix III and Appendix IV constituents.

4.0 CCR RULE GROUNDWATER MONITORING PROGRAM

4.1 GROUNDWATER MONITORING WELL SYSTEM

The CCR Rule groundwater monitoring system requirement for the North and South Ponds is addressed by a single multi-unit system that was installed in 2016 and initially consisted of two (2) upgradient and five (5) downgradient monitoring wells. Recently, monitoring well MW-12S has been added to the CCR Rule groundwater monitoring system as an additional upgradient well. Water quality samples are collected in the uppermost alluvial aquifer beneath the Site from the three upgradient (background) CCR Rule wells (MW-1, MW-9, and MW-12S) and five downgradient CCR Rule wells (MW-2, MW-3, MW-4, MW-5 and MW-6). In addition, as part of ASD evaluations to evaluate whether an alternative source or other factors not related to the CCR unit(s) have caused the SSL for cobalt that has been identified at MW-6, water levels are also collected from two non-CCR Rule monitoring wells (MW-7 and MW-8) and water levels and water quality data are collected from an additional eight non-CCR Rule monitoring wells (MW-10D, MW-11S, MW-11D, MW-13S, MW-13BR, MW-14S, MW-15 and MW-16) and two piezometers (P-1 and P-2). Well construction details for the CCR and ASD monitoring wells and piezometers are summarized in Table 1.

4.2 GROUNDWATER SAMPLING AND ANALYSIS

Assessment monitoring events were conducted in April 2025 and September/October 2025 (Table 3). Groundwater samples were analyzed for the parameters listed in Appendix III and IV of the CCR Rule (Table 4).

4.3 CCR RULE GROUNDWATER MONITORING PROGRAM STATUS

The Site entered the Assessment Monitoring program in 2018.

4.4 CHANGES TO THE GROUNDWATER MONITORING SYSTEM

In 2025, the CCR Rule Groundwater Monitoring System was amended by adding monitoring well MW-12S as an additional upgradient monitoring well. The amended Groundwater Monitoring System was reviewed and certified by a licensed Professional Engineer, and a copy of the

Groundwater Monitoring System Certification has been placed in the Site's operating record and posted to the Site's publicly accessible internet site.

4.5 TRANSITION BETWEEN MONITORING PROGRAMS

No transitions were made, the Site remained in Assessment Monitoring throughout 2025.

5.0 CCR RULE ASSESSMENT MONITORING RESULTS

5.1 SUMMARY OF GROUNDWATER SAMPLE COLLECTION

Assessment Monitoring was performed in April and September/October 2025. Groundwater samples were analyzed for Appendix III and IV parameters.

5.2 SUMMARY OF PROBLEMS ENCOUNTERED AND PROBLEM RESOLUTION

No problems were encountered in 2025.

5.3 ANALYTICAL DATA SUMMARY

Laboratory results for groundwater data collected in 2025 and January 2026 are summarized in Tables 5 and 6. The complete laboratory analytical reports for samples collected in 2025 and January 2026 are provided in Appendix A.

6.0 GROUNDWATER PROTECTION STANDARDS FOR APPENDIX IV CONSTITUENTS

The groundwater protection standard (GWPS) for each Appendix IV constituent is established in accordance with 40 CFR § 257.95(h) as one of the following:

- For constituents with an established maximum contaminant level (MCL), the MCL for that constituent.
- For the following constituents, the following health-based values may be used:
    - Cobalt 0.006 mg/L,
    - Lead 0.015 mg/L,
    - Lithium 0.040 mg/L, and
    - Molybdenum 0.10 mg/L.
- For constituents for which the background concentration is greater than the MCL or the health-based value listed above, the background concentration for that constituent.

As listed above, EPA developed specific health-based values for each of the four constituents in Appendix IV that do not have a MCL (cobalt, lead, lithium, and molybdenum). The health-based level for each of these four constituents was derived using the EPA's Regional Screening Level (RSL) for each constituent.

7.0 STATISTICAL EVALUATIONS OF APPENDIX IV CONSTITUENTS

Sanitas Technologies statistical evaluation software Version 10.0 (Sanitas) was used to calculate a background value for Appendix IV constituents using pooled data from the background/upgradient CCR Rule monitoring wells (MW-1, MW-9 and MW-12S). The GWPS for each Appendix IV constituent was then set as the greater of the background value or the MCL/RSL. Water quality data collected from the CCR Rule assessment monitoring points through 2025 were compared to the GWPS in accordance with the USEPA Unified Guidance to determine if SSLs above the GWPSs are present.

7.1 UPGRADIENT/BACKGROUND DATASET

Groundwater quality data from the historical CCR Rule upgradient/background wells MW-1 and MW-9 were used along with groundwater quality data from newly added CCR Rule upgradient/background well MW-12S to calculate background concentrations (i.e. 95% Upper Tolerance Limits (UTLs)) of CCR Rule Appendix IV parameters using Sanitas on pooled MW-1, MW-9 and MW-12S background data from 2016 through 2025. Wells MW-1 and MW-9 were sampled between 2016 and October 2025, so available data from these wells over that period were used in calculating the pooled background 95% UTL. Monitoring well MW-12S was installed at a later date as part of historical ASD evaluations, therefore sampling did not begin until 2020 at this well. Between 2020 and April 2025, limited data points of sufficient data quality were available from MW-12S for use in statistical analyses, while the remaining data points from this period were excluded from the background calculations due to elevated sample turbidity (i.e., > 10 NTU) or issues identified with the sampling procedure (e.g., lack of stabilized low-flow purge parameters prior to sample collection). In order to supplement the background dataset from well MW-12S to provide the minimum of eight independent data points required by 40 C.F.R. § 257.94(b) to add MW-12S as an upgradient/background CCR Rule monitoring well and utilize the data for statistical analyses, an additional four samples were collected from this well. Prior to supplemental sampling activities, the well was redeveloped by bailing, surging and pumping on November 5, 2025 to remove sediment from the well in an effort to reduce the turbidity of future samples. After allowing the well to stabilize after redevelopment, four independent samples were collected from the well using low-flow purge and sampling techniques between November 14, 2025 and January 7, 2026. The laboratory analytical

results for the supplemental samples are provided in Table 6. Low flow sampling forms for these four sampling events are provided in Appendix B.

7.2 ESTABLISHING GROUNDWATER PROTECTION STANDARDS

Water quality data from upgradient/background CCR Rule monitoring wells MW-1, MW-9 and MW-12S were used to calculate a pooled interwell background value (e.g., Parametric or Nonparametric UTL) for each Appendix IV constituent. Statistical output files from Sanitas are provided in Appendix C. Tabulated cobalt sample results from wells MW-1, MW-9 and MW-12S that were used to calculate a pooled interwell background value (i.e., Nonparametric UTL) are provided in Table 7 (note several values in Table 7 were not used in the calculation as noted due to turbidity or sample collection concerns). The calculated background values/UTLs were compared to the MCL or RSL, and the greater of the background value or MCL/RSL was selected as the GWPS. The GWPSs for Appendix IV constituents are summarized below.

App. IV Constituent	GWPS (mg/L)	Basis		App. IV Constituent	GWPS (mg/L)	Basis
Antimony	0.01	NPUTL		Lead	0.015	RSL
Arsenic	0.024	NPUTL		Lithium	0.04	RSL
Barium	2	MCL		Mercury	0.002	MCL
Beryllium	0.004	MCL		Molybdenum	0.1	RSL
Cadmium	0.006	NPUTL		Radium-226+228	5	MCL
Chromium	0.1	MCL		Selenium	0.05	MCL
Cobalt	0.029	NPUTL		Thallium	0.01	NPUTL
Fluoride	4.0	MCL		NPTL – Nonparametric Upper Tolerance Limit		

7.3 STATISTICALLY SIGNIFICANT LEVELS

Concentrations of Appendix IV constituents from downgradient monitoring points in the alluvial aquifer were compared to the GWPSs using an interwell statistical analyses to determine if SSLs exist. In order to make this determination, the 95% lower confidence limit (LCL) for each Appendix IV constituent in each of the downgradient CCR Rule monitoring wells (MW-2, MW-3, MW-4, MW-5 and MW-6) was calculated and compared to the GWPSs for both the April 2025 and September/October 2025 sampling events using Sanitas. As discussed in the USEPA Unified Guidance, if the LCL is greater than the GWPS then a SSL exists, if the LCL is less than the GWPS

no SSL exists. The Sanitas statistical analyses output files used to make these comparisons are included in Appendix D. As shown in the Sanitas statistical analyses files, there were no SSLs of Appendix IV constituents detected at concentrations greater than the GWPSs in the downgradient CCR Rule monitoring wells during either the April 2025 or September/October 2025 sampling events.

8.0 ACTIVITIES FOR 2026 CALENDAR YEAR

Anticipated activities for the upcoming calendar year include the following:

- Complete a CCR Rule Groundwater Monitoring System Certification to provide notification that upgradient/background well MW-12S has been added to the CCR Rule monitoring system. The certification will be certified by a qualified professional engineer, placed in the facility's operating record, posted on the facility's publicly accessible internet site and notification will be provided to the State Director that the report is available.
- Prepare a Closure Certification Report for the North and South Ponds to demonstrate that the North and South Ponds meet the closure by removal requirements of 40 CFR §257.102(c)(1). The report will be certified by a qualified professional engineer, placed in the facility's operating record, posted on the facility's publicly accessible internet site and notification will be provided to the State Director that the report is available. As documented in this report, no Appendix IV constituents were detected at SSLs above the GWPSs for two consecutive monitoring events following the completion of removal of CCR from both the North and South Ponds (April 2025 and September/October 2025 sampling events); therefore, GWPSs have been met in accordance with 40 CFR §257.102(c)(1)(ii)(A), closure is complete and groundwater monitoring will cease.
- Within 30 days of placing this Annual Groundwater Monitoring and Corrective Action Report in the facility's operating record, the report will be posted on the facility's publicly accessible internet site and notification will be provided to the State Director that the report is available.

FIGURES

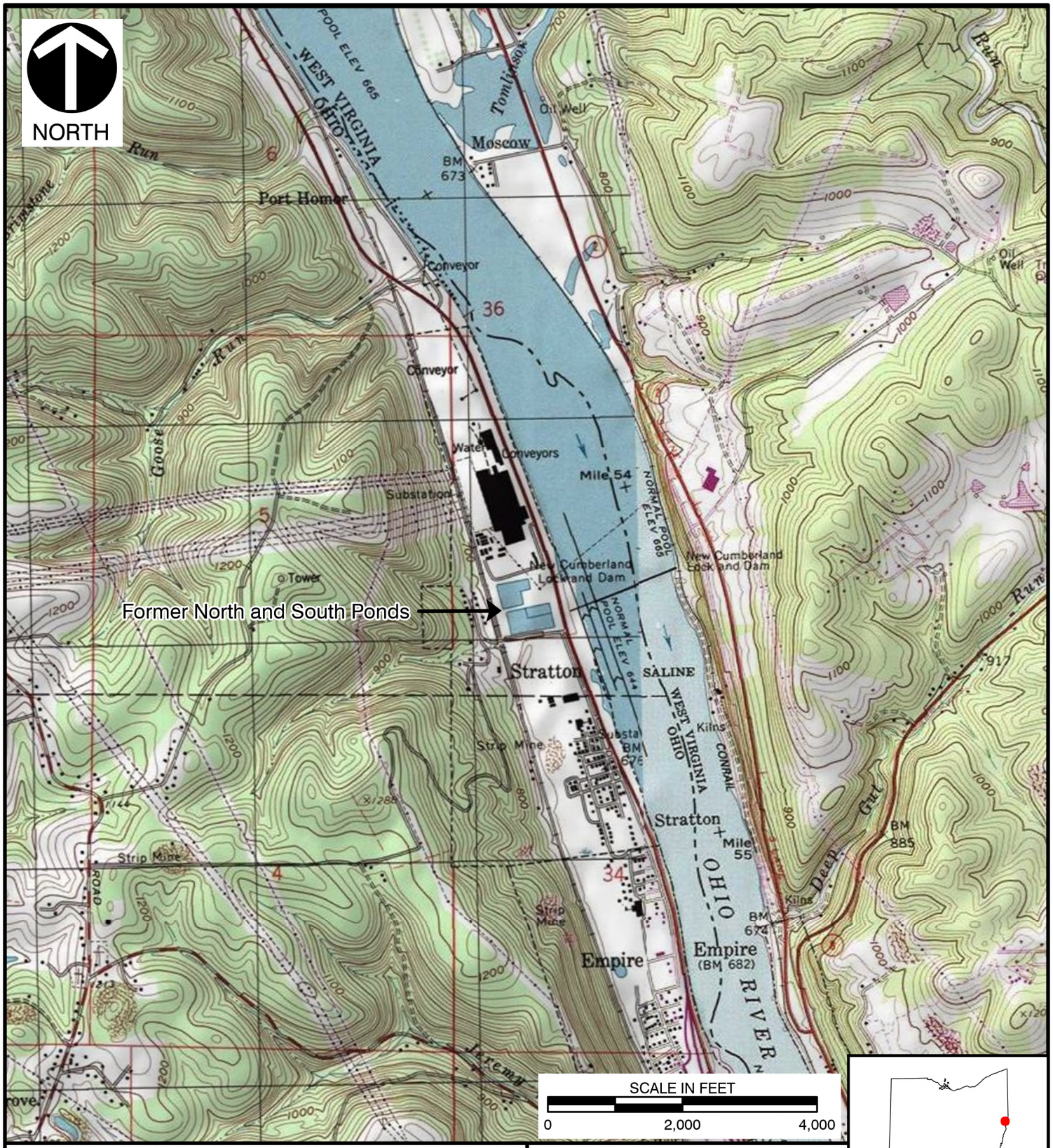

ENGINEERING, SURVEYING AND LANDSCAPE ARCHITECTURE IN THE STATE OF NORTH CAROLINA WILL BE PROVIDED BY CEC SURVEYING AND LANDSCAPE ARCHITECTS OF NC,PLLC. SERVICES IN PUERTO RICO WILL BE PROVIDED BY CEC ENGINEERS & CONSULTANTS, LLC. LANDSCAPE ARCHITECTURE SERVICES IN THE STATE OF OHIO WILL BE PROVIDED BY CEC LANDSCAPE ARCHITECTS, LLC.

REFERENCE(S):

1. USGS TOPOGRAPHIC MAP / ARCGIS MAP SERVICE:
   ACCESSED 1/29/2026
   WELLSVILLE, OHIO QUADRANGLE
   PUBLISHED 1986

CEC
Civil & Environmental Consultants, Inc.

700 Cherrington Parkway
Moon Township, PA 15108

Ph: 412.429.2324 · 800.365.2324

www.cecinc.com

ER1, LLC
FORMER W.H. SAMMIS PLANT
STRATTON, JEFFERSON COUNTY, OHIO

SITE LOCATION MAP

DRAWN BY:	CLC	CHECKED BY:	EAR	APPROVED BY:	*RAE	FIGURE NO:	1
DATE:	1/21/2026	SCALE:	1" = 2,000'	PROJECT NO:	341-963		

*Hand Signature on file

P:\340-000\341-963\-GIS\Maps\EN09_GW_Report\341963_EN09_GW_Report.aprx [341963_EN09_GW_Report_FIG1] 1/21/2026 11:01 AM (ccarson)

ENGINEERING, SURVEYING AND LANDSCAPE ARCHITECTURE IN THE STATE OF NORTH CAROLINA WILL BE PROVIDED BY CEC SURVEYING AND LANDSCAPE ARCHITECTS OF NC,PLLC. SERVICES IN PUERTO RICO WILL BE PROVIDED BY CEC ENGINEERS & CONSULTANTS, LLC. LANDSCAPE ARCHITECTURE SERVICES IN THE STATE OF OHIO WILL BE PROVIDED BY CEC LANDSCAPE ARCHITECTS, LLC.

REFERENCE(S):
1. GOOGLE EARTH PRO IMAGERY, 2025.

SCALE IN FEET
0 300 600

CEC
Civil & Environmental Consultants, Inc.
700 Cherrington Parkway
Moon Township, PA 15108
Ph: 412.429.2324 · 800.365.2324
www.cecinc.com

ER1, LLC
FORMER W.H. SAMMIS PLANT
STRATTON, JEFFERSON COUNTY, OHIO

WELL LOCATION MAP

DRAWN BY:	CLC	CHECKED BY:	EAR	APPROVED BY:	*RAE	FIGURE NO:	2
DATE:	1/21/2026	SCALE:	1" = 300'	PROJECT NO:	341-963		

*Hand Signature on file

P:\340-000\341-963\-GIS\Maps\EN09_GW_Report\341963_EN09_GW_Report.aprx [341963_EN09_GW_Report_FIG2] 1/21/2026 11:01 AM (ccarson)

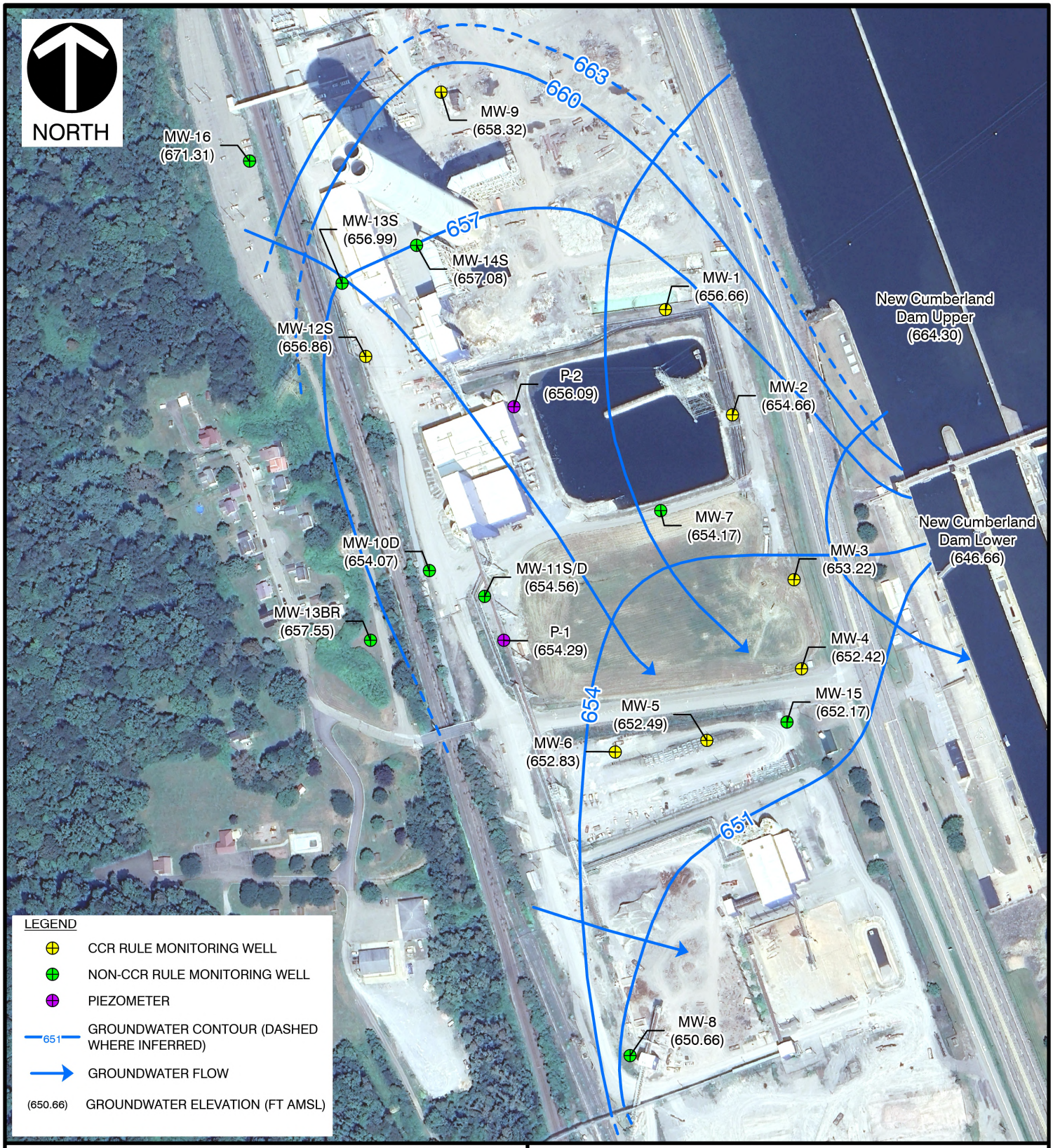

ENGINEERING, SURVEYING AND LANDSCAPE ARCHITECTURE IN THE STATE OF NORTH CAROLINA WILL BE PROVIDED BY CEC SURVEYING AND LANDSCAPE ARCHITECTS OF NC,PLLC. SERVICES IN PUERTO RICO WILL BE PROVIDED BY CEC ENGINEERS & CONSULTANTS, LLC. LANDSCAPE ARCHITECTURE SERVICES IN THE STATE OF OHIO WILL BE PROVIDED BY CEC LANDSCAPE ARCHITECTS, LLC.

REFERENCE(S):
1. GOOGLE EARTH PRO IMAGERY, 2025.

SCALE IN FEET
0 300 600

CEC
Civil & Environmental Consultants, Inc.
700 Cherrington Parkway
Moon Township, PA 15108
Ph: 412.429.2324 · 800.365.2324
www.cecinc.com

ER1, LLC
FORMER W.H. SAMMIS PLANT
STRATTON, JEFFERSON COUNTY, OHIO

APRIL 15, 2025
GROUNDWATER CONTOUR MAP

DRAWN BY:	CLC	CHECKED BY:	EAR	APPROVED BY:	*RAE	FIGURE NO:	3A
DATE:	1/21/2026	SCALE:	1" = 300'	PROJECT NO:	341-963		

*Hand Signature on file

P:\340-000\341-963\-GIS\Maps\EN09_GW_Report\341963_EN09_GW_Report.aprx [341963_EN09_GW_Report_FIG3A] 1/21/2026 11:01 AM (ccarson)

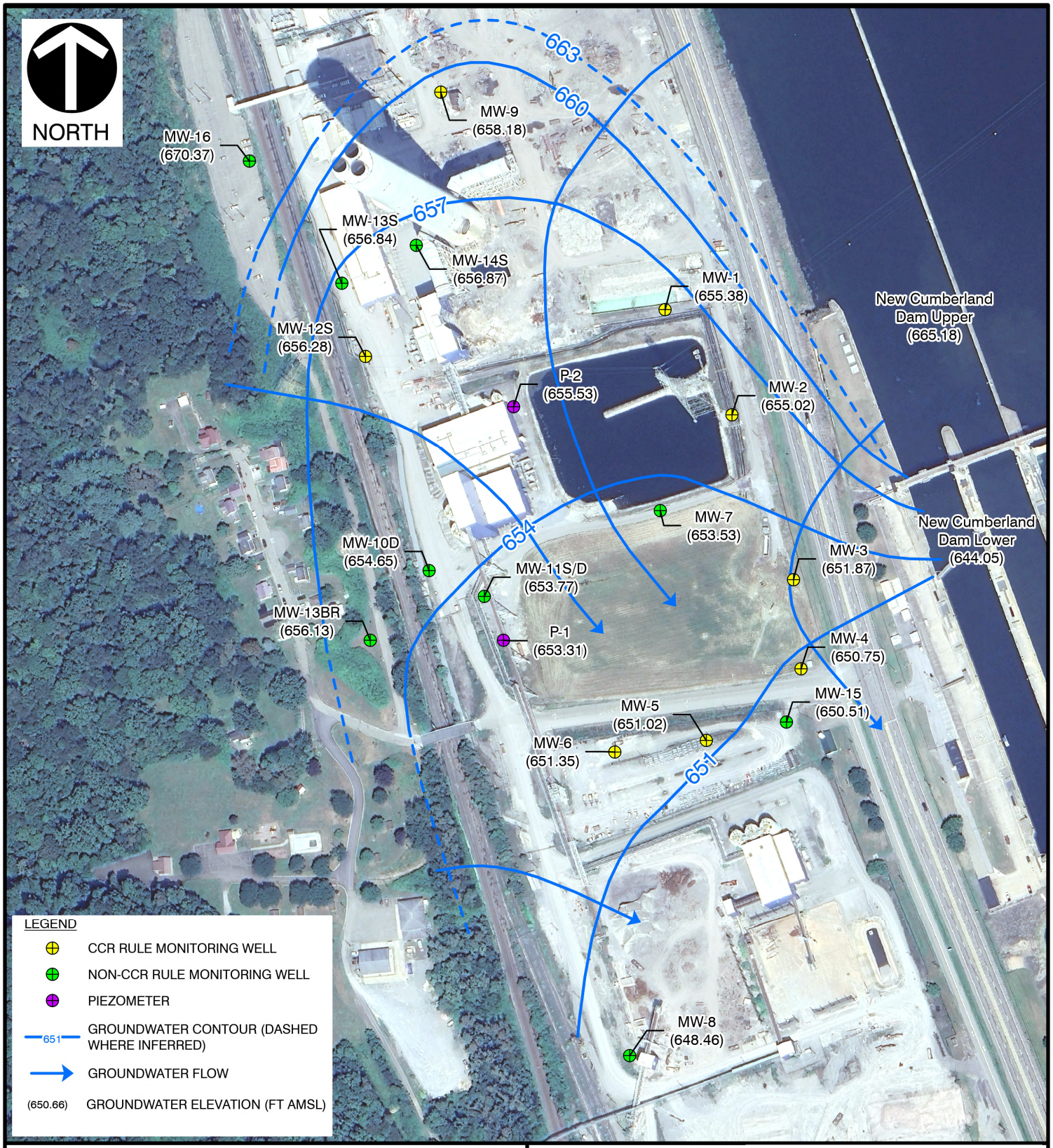

ENGINEERING, SURVEYING AND LANDSCAPE ARCHITECTURE IN THE STATE OF NORTH CAROLINA WILL BE PROVIDED BY CEC SURVEYING AND LANDSCAPE ARCHITECTS OF NC,PLLC. SERVICES IN PUERTO RICO WILL BE PROVIDED BY CEC ENGINEERS & CONSULTANTS, LLC. LANDSCAPE ARCHITECTURE SERVICES IN THE STATE OF OHIO WILL BE PROVIDED BY CEC LANDSCAPE ARCHITECTS, LLC.

REFERENCE(S):
1. GOOGLE EARTH PRO IMAGERY, 2025.

SCALE IN FEET
0 300 600

CEC
Civil & Environmental Consultants, Inc.
700 Cherrington Parkway
Moon Township, PA 15108
Ph: 412.429.2324 · 800.365.2324
www.cecinc.com

ER1, LLC
FORMER W.H. SAMMIS PLANT
STRATTON, JEFFERSON COUNTY, OHIO

SEPTEMBER 30, 2025
GROUNDWATER CONTOUR MAP

DRAWN BY:	CLC	CHECKED BY:	EAR	APPROVED BY:	*RAE	FIGURE NO:	3B
DATE:	1/21/2026	SCALE:	1" = 300'	PROJECT NO:	341-963		

*Hand Signature on file

P:\340-000\341-963\-GIS\Maps\EN09_GW_Report\341963_EN09_GW_Report.aprx [341963_EN09_GW_Report_FIG3B] 1/21/2026 11:01 AM (ccarson)

TABLES

TABLE 1 - WELL CONSTRUCTION DETAILS
FORMER W.H. SAMMIS PLANT
ER1, LLC
CEC PROJECT: 341-963

Well ID	Purpose/ Program	Position	Date Installed	Casing Size/ Type	TOC Elevation (ft AMSL)	Top of Screen (ft BTOC)	Bottom of Screen (ft BTOC)	Top of Screen Elevation (ft AMSL)	Bottom of Screen Elevation (ft AMSL)
MW-1	CCR Rule Monitoring Network	Upgradient	Apr-16	2-inch Schedule 40 PVC	690.99	46.73	56.73	644.26	634.26
MW-2		Downgradient	May-16		693.91	49.71	59.71	644.2	634.2
MW-3		Downgradient	May-16		696.87	54.63	64.63	642.24	632.24
MW-4		Downgradient	May-16		687.83	48.03	58.03	639.8	629.8
MW-5		Downgradient	May-16		688.07	50.06	60.06	638.01	628.01
MW-6		Downgradient	May-16		690.7	55.02	65.02	635.68	625.68
MW-9		Upgradient	May-16		690.14	49.98	59.98	640.16	630.16
MW-12S		Upgradient	Jan-20		692.09	55	65	637.09	627.09
MW-7	Groundwater Elevations	Downgradient	Apr-16		695.98	49.94	59.94	646.04	636.04
MW-8		Downgradient	May-16		687.46	54.82	64.82	632.64	622.64
P-1	ASD Evaluation	Upgradient	May-16		694.11	53.99	63.99	640.12	630.12
P-2		Upgradient	Apr-16		692.33	49.84	59.84	642.49	632.49
MW-10D		Upgradient	Sep-19		697.14	75.72	85.72	621.42	611.42
MW-11S		Upgradient	Sep-19		693.98	54.59	64.59	639.39	629.39
MW-11D		Upgradient	Sep-19		694.22	78.62	88.62	615.6	605.6
MW-13S		Upgradient	Jul-20		690.99	54.74	64.74	636.25	626.25
MW-13BR		Upgradient	Jan-20		702.24	80.67	90.67	621.57	611.57
MW-14S		Upgradient	Jul-20		688.69	54.74	64.74	633.95	623.95
MW-15		Downgradient	Apr-24		686.79	55.5	60.5	631.29	626.29
MW-16		Upgradient	Apr-24		694.62	56.5	66.5	638.12	628.12

Footnotes:
TOC - Top of casing
ft AMSL - feet above mean sea level
ft BTOC - feet below top of casing
ASD - Alternate Source Demonstration

TABLE 2 - 2025 GROUNDWATER ELEVATION SUMMARY
FORMER W.H. SAMMIS PLANT
ER1, LLC
CEC PROJECT: 341-963

Well ID	TOC Elevation (ft AMSL)	4/15/2025		9/30/2025	
		DTW (ft BTOC)	Groundwater Elevation (ft AMSL)	DTW (ft BTOC)	Groundwater Elevation (ft AMSL)
MW-1	690.99	34.33	656.66	35.61	655.38
MW-2	693.91	39.25	654.66	38.89	655.02
MW-3	696.87	43.65	653.22	45.00	651.87
MW-4	687.83	35.41	652.42	37.08	650.75
MW-5	688.07	35.58	652.49	37.05	651.02
MW-6	690.70	37.87	652.83	39.35	651.35
MW-9	690.14	31.82	658.32	31.96	658.18
MW-7	695.98	41.81	654.17	42.45	653.53
MW-8	687.46	36.80	650.66	39.00	648.46
P-1	694.11	39.82	654.29	40.80	653.31
P-2	692.33	36.24	656.09	36.80	655.53
MW-10D	697.14	43.07	654.07	42.49	654.65
MW-11S	693.98	39.42	654.56	40.21	653.77
MW-11D	694.22	39.66	654.56	44.45	649.77
MW-12S	692.09	35.23	656.86	35.81	656.28
MW-13S	690.99	34.00	656.99	34.15	656.84
MW-13BR	702.24	44.69	657.55	46.11	656.13
MW-14S	688.69	31.61	657.08	31.82	656.87
MW-15	686.79	34.62	652.17	36.28	650.51
MW-16	694.62	23.31	671.31	24.25	670.37

Footnotes:
TOC - Top of casing
ft AMSL - feet above mean sea level
ft BTOC - feet below top of casing
GW- Groundwater
ASD - Alternate Source Demonstration

TABLE 3 - CCR RULE 2025 SAMPLING SUMMARY
FORMER W.H. SAMMIS PLANT
ER1, LLC
CEC PROJECT: 341-963

Well ID	Semiannual Assessment Monitoring		# of Samples
	2025 Event 1	2025 Event 2	
	Sample Date		
MW-1	4/16/25	10/1/25	2
MW-2	4/17/25	10/1/25	2
MW-3	4/16/25	9/30/25	2
MW-4	4/16/25	10/1/25	2
MW-5	4/17/25	10/1/25	2
MW-6	4/17/25	10/2/25	2
MW-9	4/17/25	10/1/25	2
MW-12S	4/15/25	NS	1
P-1	4/17/25	10/2/25	2
P-2	4/17/25	10/1/25	2
MW-10D	4/17/25	10/2/25	2
MW-11S	4/17/25	10/2/25	2
MW-11D	4/17/25	10/2/25	2
MW-13S	4/18/25	10/2/25	2
MW-13BR	4/16/25	10/2/25	2
MW-14S	4/18/25	10/2/25	2
MW-15	4/16/25	10/1/25	2
MW-16	4/16/25	10/2/25	2

Footnotes:
NS - Not sampled. Well could not be sampled due to the presence of a scale that was covering the well. Additional samples collected 11/2025 to 1/2026.

TABLE 4 - ANALYTICAL PARAMETERS
FORMER W.H. SAMMIS PLANT
ER1, LLC
CEC PROJECT: 341-963

Appendix III to 40 CFR § 257 - Constituents for Detection Monitoring
Boron (total + dissolved)
Calcium (total + dissolved)
Chloride
Fluoride
pH
Sulfate
Total Dissolved Solids (TDS)
Appendix IV to 40 CFR § 257 - Constituents for Assessment Monitoring
Antimony (total + dissolved)
Arsenic (total + dissolved)
Barium (total + dissolved)
Beryllium (total + dissolved)
Cadmium (total + dissolved)
Chromium (total + dissolved)
Cobalt (total + dissolved)
Fluoride
Lead (total + dissolved)
Lithium (total + dissolved)
Mercury (total + dissolved)
Molybdenum (total + dissolved)
Selenium (total + dissolved)
Thallium (total + dissolved)
Radium 226 and 228 combined

TABLE 5 - SUMMARY OF GROUNDWATER SAMPLE RESULTS (PAGE 1 OF 2)
FORMER W.H SAMMIS PLANT
ER1, LLC
CEC PROJECT: 341-963

	MW-1		MW-2		MW-3		MW-4		MW-5		MW-6		MW-9		MW-12S		P-1	
Parameter	**4/16/2025**	**10/1/2025**	**4/17/2025**	**10/1/2025**	**4/16/2025**	**9/30/2025**	**4/16/2025**	**10/1/2025**	**4/17/2025**	**10/1/2025**	**4/17/2025**	**10/2/2025**	**4/17/2025**	**10/1/2025**	**4/15/2025**	**NS**	**4/17/2025**	**10/2/2025**
Dissolved Metals (mg/L)																		
Antimony, Dissolved	0.00499 U	0.00499 U	0.00499 U	0.00499 U	0.00499 U	0.00499 U	0.00499 U	0.00499 U	0.00499 U	0.00499 U	0.00499 U	0.00499 U	0.00499 U	0.00499 U	0.00499 U	--	0.00499 U	0.00499 U
Arsenic, Dissolved	0.000264 J	0.000199 J	0.000317 J	0.000194 J	0.00499 U	0.000232 J	0.00499 U	0.000217 J	0.00499 U	0.00499 U	0.00499 U	0.00499 U	0.000221 J	0.000196 J	0.000373 J	--	0.000622 J	0.000662 J
Barium, Dissolved	0.0394	0.0313	0.0341	0.0276	0.037	0.0299	0.0377	0.0325	0.0205	0.0203	0.0136	0.0151	0.0284	0.03	0.0174	--	0.0134	0.0148
Beryllium, Dissolved	0.00199 U	0.00199 U	0.00199 U	0.00199 U	0.00199 U	0.00199 U	0.00199 U	0.00199 U	0.00199 U	0.00199 U	0.00199 U	0.00199 U	0.00199 U	0.00199 U	0.000182 J	--	0.000143 J	0.000162 J
Boron, Dissolved	0.065	0.0535	0.0542	0.0442	0.0705	0.0469	0.133	0.108	0.0806	0.0803	0.104	0.104	0.108	0.13	0.161	--	0.123	0.126
Cadmium, Dissolved	0.00199 U	0.00199 U	0.00199 U	0.00199 U	0.00199 U	0.00199 U	0.00199 U	0.00199 U	0.00199 U	0.00199 U	0.000173 J	0.000157 J	0.00199 U	0.00199 U	0.00145 J	--	0.000395 J	0.000381 J
Calcium, Dissolved	46.7	41.2	39.7	36.7	44.1	38	48.4	43.7	49.3	46.9	54.6	53.9	47.1	51.4	90.4	--	61.1	61.2
Chromium, Dissolved	0.00499 U	0.00499 U	0.00499 U	0.00069 J	0.00499 U	0.00499 U	0.0013 J	0.00499 U	0.00499 U	0.00499 U	0.00499 U	0.00499 U	0.00499 U	0.00499 U	0.00499 U	--	0.00499 U	0.00499 U
Cobalt, Dissolved	0.00499 U	0.00499 U	0.00499 U	0.00499 U	0.00499 U	0.00499 U	0.00499 U	0.00499 U	0.00194 J	0.00171 J	0.00749	0.00726	0.00499 U	0.00499 U	0.0307	--	0.0153	0.0147
Lead, Dissolved	0.00499 U	0.00499 U	0.00499 U	0.00499 U	0.00499 U	0.00499 U	0.00499 U	0.000332 J	0.00499 U	0.00499 U	0.00499 U	0.00499 U	0.000221 J	0.00473 J	0.00499 U	--	0.000461 J	0.000342 J
Lithium, Dissolved	0.01 U	0.01 U	0.00185 J	0.01 U	0.0021 J	0.01 U	0.00218 J	0.00196 J	0.01 U	0.01 U	0.01 U	0.01 U	0.00256 J	0.00286 J	0.0155	--	0.00364 J	0.00339 J
Mercury, Dissolved	0.0002 U	0.0002 U	0.0002 U	0.0002 U	0.0002 U	0.0002 U	0.0002 U	0.0002 U	0.0002 U	0.0002 U	0.0002 U	0.0002 U	0.0002 U	0.0002 U	0.0002 U	--	0.0002 U	0.0002 U
Molybdenum, Dissolved	0.000461 J	0.000388 J	0.000772 J	0.000349 J	0.000539 J	0.00053 J	0.000367 J	0.00046 J	0.00499 U	0.00499 U	0.00499 U	0.00499 U	0.000607 J	0.000656 J	0.00499 U	--	0.00499 U	0.00499 U
Selenium, Dissolved	0.00499 U	0.00499 U	0.00499 U	0.00499 U	0.00499 U	0.00499 U	0.00499 U	0.00499 U	0.00499 U	0.000626 J	0.00499 U	0.00499 U	0.00499 U	0.00499 U	0.00499 U	--	0.000707 J	0.00499 U
Thallium, Dissolved	0.00499 U	0.00499 U	0.00499 U	0.00499 U	0.00499 U	0.00499 U	0.00499 U	0.000241 J	0.00499 U	0.00499 U	0.00499 U	0.00499 U	0.00499 U	0.00499 U	0.00499 U	--	0.00499 U	0.000152 J
Total Metals (mg/L)																		
Antimony, Total	0.00499 U	0.00499 U	0.00499 U	0.00499 U	0.00499 U	0.00499 U	0.00499 U	0.00499 U	0.00499 U	0.00499 U	0.00499 U	0.00499 U	0.00499 U	0.00499 U	0.00499 U	--	0.00499 U	0.00499 U
Arsenic, Total	0.000363 J	0.000349 J	0.000718 J	0.000886 J	0.000623 J	0.000328 J	0.000194 J	0.00499 U	0.000414 J	0.000231 J	0.000201 J	0.00499 U	0.000208 J	0.00499 U	0.000977 J	--	0.000642 J	0.00152 J
Barium, Total	0.0367	0.0324	0.0371	0.0337	0.0348	0.0303	0.0342	0.0366	0.0213	0.0213	0.0134	0.0146	0.0285	0.0297	0.0242	--	0.0134	0.0143
Beryllium, Total	0.00199 U	0.00199 U	0.00199 U	0.00199 U	0.00199 U	0.00199 U	0.00199 U	0.00199 U	0.00199 U	0.00199 U	0.00199 U	0.00199 U	0.00199 U	0.00199 U	0.000243 J	--	0.000138 J	0.00199 U
Boron, Total	0.0705	0.057	0.0554	0.0472	0.0734	0.0524	0.145	0.116	0.0822	0.0838	0.105	0.111	0.108	0.135	0.151	--	0.124	0.133
Cadmium, Total	0.00199 U	0.00199 U	0.00199 U	0.00199 U	0.00199 U	0.00199 U	0.00199 U	0.00199 U	0.00199 U	0.000183 J	0.00017 J	0.000164 J	0.00199 U	0.00199 U	0.0376	--	0.000396 J	0.000403 J
Calcium, Total	43.7	41.7	40	37.1	42	38	45.4	44.8	49.4	47.7	54.1	53.9	46.9	50.8	82.7	--	61.3	59.9
Chromium, Total	0.00499 U	0.00499 U	0.00198 J	0.00303 J	0.00207 J	0.00499 U	0.00127 J	0.00499 U	0.00499 U	0.00123 J	0.000931 J	0.00499 U	0.00168 J	0.00499 U	0.00183 J	--	0.00108 J	0.000624 J
Cobalt, Total	0.00499 U	0.00499 U	0.00499 U	0.000375 J	0.00499 U	0.00499 U	0.00499 U	0.00499 U	0.002 J	0.00188 J	0.00772	0.0076	0.00499 U	0.00499 U	0.0314	--	0.0155	0.0299
Lead, Total	0.00499 U	0.000242 J	0.000717 J	0.0013 J	0.00499 U	0.00499 U	0.00499 U	0.00499 U	0.00499 U	0.00499 U	0.00499 U	0.00499 U	0.00499 U	0.00499 U	0.00176 J	--	0.000417 J	0.000239 J
Lithium, Total	0.01 U	0.01 U	0.00212 J	0.01 U	0.00236 J	0.00192 J	0.00224 J	0.01 U	0.01 U	0.01 U	0.01 U	0.01 U	0.00249 J	0.00243 J	0.0156	--	0.00361 J	0.00312 J
Mercury, Total	0.0002 U	0.0002 U	0.0002 U	0.0002 U	0.0002 U	0.0002 U	0.0002 U	0.0002 U	0.0002 U	0.000226	0.0002 U	0.0002 U	0.0002 U	0.0002 U	0.0002 U	--	0.0002 U	0.0002 U
Molybdenum, Total	0.000373 J	0.000355 J	0.000771 J	0.000446 J	0.00103 J	0.00036 J	0.00499 U	0.00499 U	0.00499 U	0.00499 U	0.00499 U	0.00499 U	0.000583 J	0.000725 J	0.00499 U	--	0.00499 U	0.00499 U
Selenium, Total	0.00499 U	0.00499 U	0.00499 U	0.00499 U	0.00499 U	0.00499 U	0.00499 U	0.00499 U	0.00499 U	0.00499 U	0.00499 U	0.00499 U	0.00499 U	0.00499 U	0.00499 U	--	0.000513 J	0.00232 J
Thallium, Total	0.00499 U	0.00499 U	0.00499 U	0.00499 U	0.00499 U	0.00499 U	0.00499 U	0.00499 U	0.00499 U	0.00499 U	0.00499 U	0.00499 U	0.00499 U	0.00499 U	0.000154 J	--	0.000153 J	0.00499 U
Non-Metals																		
Chloride (mg/L)	34.6	32.3	37.4	10 U	36.6	29	37.5	34.3	41.4	41.3	47.9	56.9	41.8	35.3	65.1	--	55.3	60.4
Fluoride (mg/L)	0.34	0.382	1 U	0.295	1.47 J	0.281	0.362	0.361	1 U	0.689	1 U	0.4 U	2.68	0.509	0.77 J	--	1 U	0.4 S U
pH, field (S.U,)	6.93	7.00	6.89	7.09	7.04	7.01	6.93	6.69	6.24	6.11	5.40	5.43	7.40	7.41	5.44	--	4.69	4.89
Sulfate (mg/L)	60.4	58.3	55.1	52.2	63.7	53.5	68	61.3	129	103	190	201	70.2	73.6	304	--	239	209 S
Total Dissolved Solids (mg/L	257	203	220	177	257	190	257	233	320	280	380	347	260	260	593	--	493	430
Turbidity, field (NTU)	4.67	8.74	43.10	9.37	0.96	0.02	0.45	6.30	7.66	9.91	4.23	9.20	1.20	0.96	25.30	--	0.51	4.81
Radiological																		
Combined Radium-226/228	3.817 +/- 1.973	4.6 +/- 1.915	3.262 +/- 1.957	2.4 +/- 1.334	4.016 +/- 1.97	3.214 +/- 2.015	2.335 +/- 1.411	5.54 +/- 2.084	6.09 +/- 1.864	2.705 +/- 1.635	2.448 +/- 1.291	3.543 +/- 1.477	<1.858 +/- 1.192	4.23 +/- 2.291	2.31 +/- 1.475	--	<3.046 +/- 1.919	2.421 +/- 1.429

Notes

Units: mg/L milligrams per liter; s.u. standard units; °C degrees celsius; NTU Nephelometric Turbidity Units; pCi/L: picocuries per Liter.

NS: Not sampled, well was covered by equipment. See Table 6 for additional MW-12S sample results collected during the second half of 2025.

J The analyte was detected at a value below the reporting limit but above the method deteciton limit; the result shown is a laboratory estimate.

U The analyte was not detected above the method detection limit.

TABLE 5 - SUMMARY OF GROUNDWATER SAMPLE RESULTS (PAGE 2 OF 2)
FORMER W.H SAMMIS PLANT
ER1, LLC
CEC PROJECT: 341-963

	P-2		MW-10D		MW-11S		MW-11D		MW-13S		MW-13BR		MW-14S		MW-15		MW-16	
	4/17/2025	10/1/2025	4/17/2025	10/2/2025	4/17/2025	10/2/2025	4/17/2025	10/2/2025	4/18/2025	10/2/2025	4/16/2025	10/2/2025	4/18/2025	10/2/2025	4/16/2025	10/1/2025	4/16/2025	10/2/2025
Dissolved Metals (mg/L)																		
Antimony, Dissolved	0.00499 U	0.00499 U	0.00499 U	0.00499 U	0.00499 U	0.00499 U	0.00499 U	0.00499 U	0.00499 U	0.00499 U	0.00499 U	0.00499 U	0.00499 U	0.00499 U	0.00499 U	0.00499 U	0.00499 U	0.00499 U
Arsenic, Dissolved	0.000206 J	0.00499 U	0.0023 J	0.00266 J	0.00788	0.00812	0.00022 J	0.000212 J	0.0425	0.0508	0.00286 J	0.00332 J	0.000201 J	0.00499 U	0.00499 U	0.00499 U	0.0196	0.022
Barium, Dissolved	0.0295	0.0341	3.7	4.04	0.0271	0.0277	0.0143	0.0148	0.153	0.151	0.0624	0.0602	0.0418	0.0401	0.0318	0.031	0.0488	0.0454
Beryllium, Dissolved	0.00199 U	0.00199 U	0.00199 U	0.00199 U	0.00199 U	0.00199 U	0.000318 J	0.000358 J	0.00199 U	0.00199 U	0.00199 U	0.00199 U	0.00199 U	0.00199 U	0.00199 U	0.000158 J	0.00199 U	0.00199 U
Boron, Dissolved	0.0624	0.0686	0.177	0.179	0.142	0.142	0.142	0.146	0.109	0.117	0.228	0.225	0.0614	0.0643	0.149	0.193	0.11	0.112
Cadmium, Dissolved	0.00199 U	0.00199 U	0.00199 U	0.00199 U	0.00199 U	0.00199 U	0.00106 J	0.00106 J	0.00199 U	0.00199 U	0.00199 U	0.00199 U	0.00199 U	0.00199 U	0.00199 U	0.00199 U	0.00199 U	0.00199 U
Calcium, Dissolved	44.3	47.3	155	193	146	151	69.7	71.3	125	135	3.4	3.47	71.5	68.6	47.5	49.7	174	186
Chromium, Dissolved	0.00499 U	0.00499 U	0.00499 U	0.00499 U	0.00499 U	0.00499 U	0.00499 U	0.00499 U	0.00112 J	0.00499 U	0.00499 U	0.00499 U	0.00499 U	0.00062 J	0.00499 U	0.00499 U	0.00499 U	0.00499 U
Cobalt, Dissolved	0.000746 J	0.000631 J	0.00499 U	0.00499 U	0.00785	0.0081	0.0346	0.0354	0.00329 J	0.00346 J	0.00499 U	0.00499 U	0.000392 J	0.000407 J	0.000418 J	0.000367 J	0.00499 U	0.000272 J
Lead, Dissolved	0.00499 U	0.00024 J	0.00499 U	0.00499 U	0.000365 J	0.00499 U	0.000437 J	0.00499 U	0.00499 U	0.00499 U	0.00499 U	0.00499 U	0.00499 U	0.00499 U	0.00108 J	0.00499 U	0.00499 U	0.00499 U
Lithium, Dissolved	0.01 U	0.00186 J	0.0214	0.0254	0.011	0.0112	0.0113	0.0117	0.00772 J	0.00799 J	0.00613 J	0.0052 J	0.0037 J	0.00367 J	0.00239 J	0.00242 J	0.0167	0.0151
Mercury, Dissolved	0.0002 U	0.0002 U	0.0002 U	0.0002 U	0.0002 U	0.0002 U	0.0002 U	0.0002 U	0.0002 U	0.0002 U	0.0002 U	0.0002 U	0.0002 U	0.0002 U	0.0002 U	0.0002 U	0.0002 U	0.0002 U
Molybdenum, Dissolved	0.00499 U	0.00499 U	0.00139 J	0.00123 J	0.000528 J	0.000414 J	0.00499 U	0.00499 U	0.00319 J	0.00319 J	0.00253 J	0.00311 J	0.00499 U	0.000367 J	0.00499 U	0.000476 J	0.00336 J	0.00256 J
Selenium, Dissolved	0.00499 U	0.00499 U	0.00499 U	0.00499 U	0.00499 U	0.00499 U	0.00499 U	0.00499 U	0.00499 U	0.00499 U	0.00499 U	0.00499 U	0.00499 U	0.00499 U	0.00499 U	0.00499 U	0.00499 U	0.00499 U
Thallium, Dissolved	0.00499 U	0.00499 U	0.00499 U	0.00499 U	0.00499 U	0.00499 U	0.00499 U	0.00499 U	0.00499 U	0.00499 U	0.00499 U	0.00499 U	0.00499 U	0.00499 U	0.00499 U	0.000316 J	0.00499 U	0.00499 U
Total Metals (mg/L)																		
Antimony, Total	0.00499 U	0.00499 U	0.00499 U	0.00499 U	0.00499 U	0.00499 U	0.00499 U	0.00499 U	0.00499 U	0.00499 U	0.00499 U	0.00499 U	0.00499 U	0.00499 U	0.00499 U	0.00499 U	0.00499 U	0.00499 U
Arsenic, Total	0.000216 J	0.00499 U	0.0032 J	0.00282 J	0.00817	0.00866	0.000991 J	0.00071 J	0.0463	0.053	0.00308 J	0.00339 J	0.00046 J	0.000668 J	0.00499 U	0.00499 U	0.0118	0.0221
Barium, Total	0.0287	0.0321	2.57	4.18	0.0289	0.0281	0.0142	0.0154	0.156	0.147	0.0616	0.0596	0.0423	0.0418	0.0298	0.0328	0.0482	0.0421
Beryllium, Total	0.00199 U	0.00199 U	0.00199 U	0.00199 U	0.00199 U	0.00199 U	0.000334 J	0.000295 J	0.00199 U	0.00199 U	0.00199 U	0.00199 U	0.00199 U	0.00199 U	0.00199 U	0.00199 U	0.00199 U	0.00199 U
Boron, Total	0.0661	0.0726	0.17	0.234	0.148	0.15	0.147	0.153	0.111	0.134	0.242	0.234	0.0644	0.076	0.162	0.197	0.119	0.125
Cadmium, Total	0.00199 U	0.00199 U	0.00199 U	0.00199 U	0.00199 U	0.00199 U	0.00108 J	0.00109 J	0.000891 J	0.00176 J	0.00199 U	0.00199 U	0.00199 U	0.00199 U	0.00199 U	0.00199 U	0.00199 U	0.00199 U
Calcium, Total	44.3	47.1	154	182	148	150	69.8	71	124	126	3.46	3.48	73.4	69.9	45	50.8	145	175
Chromium, Total	0.000625 J	0.00499 U	0.00375 J	0.00116 J	0.00199 J	0.00499 U	0.000742 J	0.00499 U	0.0155	0.000815 J	0.000628 J	0.002 J	0.000999 J	0.00499 U	0.00101 J	0.00499 U	0.00499 U	0.00499 U
Cobalt, Total	0.000757 J	0.000629 J	0.00499 U	0.00499 U	0.00816	0.00841	0.0353	0.0372	0.00384 J	0.00388 J	0.00499 U	0.00499 U	0.000439 J	0.00049 J	0.000485 J	0.000522 J	0.00499 U	0.00499 U
Lead, Total	0.00499 U	0.00499 U	0.000432 J	0.00499 U	0.00066 J	0.00499 U	0.000563 J	0.000516 J	0.00035 J	0.000586 J	0.00499 U	0.00499 U	0.00499 U	0.00035 J	0.00499 U	0.000534 J	0.00499 U	0.00499 U
Lithium, Total	0.00178 J	0.01 U	0.021	0.0232	0.0109	0.0106	0.0112	0.0112	0.00797 J	0.00767 J	0.00552 J	0.0046 J	0.00389 J	0.00318 J	0.00258 J	0.00201 J	0.0175	0.0136
Mercury, Total	0.0002 U	0.0002 U	0.0002 U	0.0002 U	0.0002 U	0.0002 U	0.0002 U	0.0002 U	0.0002 U	0.0002 U	0.0002 U	0.0002 U	0.0002 U	0.0002 U	0.0002 U	0.0002 U	0.0002 U	0.0002 U
Molybdenum, Total	0.00499 U	0.00499 U	0.00162 J	0.00126 J	0.000582 J	0.000492 J	0.00499 U	0.00499 U	0.00317 J	0.00328 J	0.00249 J	0.003 J	0.00499 U	0.000343 J	0.00499 U	0.00499 U	0.00499	0.00255 J
Selenium, Total	0.00499 U	0.00499 U	0.00499 U	0.00499 U	0.00499 U	0.00499 U	0.000592 J	0.00499 U	0.00499 U	0.00499 U	0.00499 U	0.00499 U	0.00499 U	0.00499 U	0.00499 U	0.00499 U	0.00499 U	0.00499 U
Thallium, Total	0.00499 U	0.00499 U	0.00499 U	0.00499 U	0.00499 U	0.00499 U	0.00499 U	0.00499 U	0.00499 U	0.00499 U	0.00499 U	0.00499 U	0.00499 U	0.00499 U	0.00499 U	0.00499 U	0.00499 U	0.00499 U
Non-Metals																		
Chloride (mg/L)	34.8	16.2	1440	2490	64.9	71.6	59.4	71.3	66.2	73.9	43	46.7	49.3	52.5	37.5	39.3	12.7	15.4 J
Fluoride (mg/L)	1 U	0.646	0.881 J	16 U	1 U	0.4 U	1 U	0.565	1 U	0.4 U	1.55	1.56	1 U	0.4 U	0.494	0.473	0.373	16 U
pH, field (S.U,)	6.76	6.86	7.68	7.60	7.24	7.17	4.59	4.98	6.84	6.95	7.97	7.63	7.36	7.31	6.99	7.31	7.78	7.03
Sulfate (mg/L)	77.7	112	31.4	9.09 J	318	281	279	285	266	278	1.94	1.5	108	112	67.5	74.2	404	953
Total Dissolved Solids (mg/L	267	243	2620	3080	757	700	563	490	690	663	397	370	390	353	267	260	743	867
Turbidity, field (NTU)	1.19	0.55	2.83	2.89	3.30	9.90	9.18	9.20	12.20	12.80	6.41	1.20	2.66	2.69	6.68	9.54	8.69	8.91
Radiological																		
Combined Radium-226/228	2.512 +/- 1.389	3.2 +/- 1.827	5.22 +/- 2.146	10.02 +/- 2.549	3.01 +/- 1.805	<2.617 +/- 1.344	2.404 +/- 1.582	<2.073 +/- 1.239	2.521 +/- 1.622	2.637 +/- 1.183	2.729 +/- 1.589	<3.048 +/- 1.696	3.29 +/- 1.425	2.688 +/- 1.58	3.194 +/- 1.676	3.925 +/- 2.062	3.053 +/- 1.712	<2.338 +/- 1.218

Notes

Units: mg/L milligrams per liter; s.u. standard units; °C degrees celsius; NTU Nephelometric Turbidity Units; pCi/L: picocuries per Liter.

NS: Not sampled, well was covered by equipment. See Table 6 for additional MW-12S sample results collected during the second half of 2025.

J The analyte was detected at a value below the reporting limit but above the method deteciton limit; the result shown is a laboratory estimate.

U The analyte was not detected above the method detection limit.

TABLE 6 - ADDITIONAL MW-12S SAMPLE RESULTS
FORMER W.H SAMMIS PLANT
ER1, LLC
CEC PROJECT: 341-963

		MW-12S			
Parameter	**Units**	**11/14/2025**	**12/4/2025**	**12/18/2025**	**1/7/2026**
Dissolved Metals					
Antimony, Dissolved	mg/L	0.02 U	0.02 U	0.02 U	0.02 U
Arsenic, Dissolved	mg/L	0.01 U	0.01 U	0.01 U	0.01 U
Barium, Dissolved	mg/L	0.02 U	0.02 U	0.02 U	0.02 U
Beryllium, Dissolved	mg/L	0.001 U	0.001 U	0.001 U	0.001 U
Cadmium, Dissolved	mg/L	0.002 U	0.002 U	0.002 U	0.002 U
Chromium, Dissolved	mg/L	0.008 U	0.008 U	0.008 U	0.008 U
Cobalt, Dissolved	mg/L	0.0289	0.0255	0.0268	0.0282
Lead, Dissolved	mg/L	0.01 U	0.01 U	0.01 U	0.01 U
Lithium, Dissolved	mg/L	0.05 U	0.05 U	0.05 U	0.05 U
Mercury, Dissolved	mg/L	0.0002 U	0.0002 U	0.0002 U	0.0002 U
Molybdenum, Dissolved	mg/L	0.02 U	0.02 U	0.02 U	0.02 U
Selenium, Dissolved	mg/L	0.008 U	0.008 U	0.008 U	0.008 U
Thallium, Dissolved	mg/L	0.02 U	0.02 U	0.02 U	0.02 U
Total Metals					
Antimony, Total	mg/L	0.02 U	0.02 U	0.02 U	0.02 U
Arsenic, Total	mg/L	0.01 U	0.01 U	0.01 U	0.01 U
Barium, Total	mg/L	0.02 U	0.02 U	0.02 U	0.02 U
Beryllium, Total	mg/L	0.001 U	0.001 U	0.001 U	0.001 U
Cadmium, Total	mg/L	0.002 U	0.002 U	0.002 U	0.002 U
Chromium, Total	mg/L	0.008 U	0.008 U	0.008 U	0.008 U
Cobalt, Total	mg/L	0.0279	0.027	0.0285	0.0236
Lead, Total	mg/L	0.01 U	0.01 U	0.01 U	0.01 U
Lithium, Total	mg/L	0.05 U	0.05 U	0.05 U	0.05 U
Mercury, Total	mg/L	0.0002 U	0.0002 U	0.0002 U	0.0002 U
Molybdenum, Total	mg/L	0.02 U	0.02 U	0.02 U	0.02 U
Selenium, Total	mg/L	0.0111	0.008 U	0.008 U	0.008 U
Thallium, Total	mg/L	0.02 U	0.02 U	0.02 U	0.02 U
Non-Metals					
Fluoride	mg/L	0.465	0.442	0.461	0.397
pH	S.U.	5.55	5.46	5.4	5.39
Turbidity, field	NTU	8.63	8.15	2.3	1.1

Notes

Units: mg/L milligrams per liter; s.u. standard units; °C degrees celsius; NTU Nephelometric Turbidity Units; pci/L: picocuries per Liter.

J The analyte was detected at a value below the reporting limit but above the method deteciton limit; the result shown is a laboratory estimate.

U The analyte was not detected above the method detection limit.

-- Not Analyzed.

TABLE 7 - SUMMARY OF BACKGROUND COBALT RESULTS FROM WELLS MW-1, MW-9 AND MW-12S
FORMER W.H SAMMIS PLANT
JEFFERSON COUNTY, OHIO
ER1, LLC
CEC PROJECT: 341-963

Monitoring Well	Constituent	Units	Date Collected	Result	Data Used in Background UTL
MW-1	Cobalt	mg/l	7/14/2016	<0.005	Yes
MW-1	Cobalt	mg/l	9/21/2016	<0.005	Yes
MW-1	Cobalt	mg/l	12/1/2016	<0.005	Yes
MW-1	Cobalt	mg/l	2/15/2017	<0.005	Yes
MW-1	Cobalt	mg/l	3/16/2017	<0.005	Yes
MW-1	Cobalt	mg/l	5/3/2017	<0.005	Yes
MW-1	Cobalt	mg/l	6/7/2017	<0.005	Yes
MW-1	Cobalt	mg/l	7/5/2017	<0.005	Yes
MW-1	Cobalt	mg/l	3/22/2018	<0.005	Yes
MW-1	Cobalt	mg/l	9/5/2018	<0.005	Yes
MW-1	Cobalt	mg/l	9/24/2019	0.0021 J	Yes
MW-1	Cobalt	mg/l	3/10/2020	0.00019 J	Yes
MW-1	Cobalt	mg/l	10/1/2020	0.00028 J	Yes
MW-1	Cobalt	mg/l	4/16/2021	0.00021 J	Yes
MW-1	Cobalt	mg/l	10/20/2021	0.00024 J	Yes
MW-1	Cobalt	mg/l	6/7/2022	0.00049 J	Yes
MW-1	Cobalt	mg/l	10/27/2022	0.0018 J	Yes
MW-1	Cobalt	mg/l	4/17/2023	<0.005	Yes
MW-1	Cobalt	mg/l	10/10/2023	0.0028 J	Yes
MW-1	Cobalt	mg/l	5/1/2024	<0.005	Yes
MW-1	Cobalt	mg/l	10/23/2024	<0.005	Yes
MW-1	Cobalt	mg/l	4/16/2025	<0.00027	Yes
MW-1	Cobalt	mg/l	10/1/2025	<0.00027	Yes
MW-9	Cobalt	mg/l	7/14/2016	<0.005	Yes
MW-9	Cobalt	mg/l	9/21/2016	<0.005	Yes
MW-9	Cobalt	mg/l	12/1/2016	0.000559 J	Yes
MW-9	Cobalt	mg/l	2/15/2017	<0.005	Yes
MW-9	Cobalt	mg/l	3/16/2017	<0.005	Yes
MW-9	Cobalt	mg/l	5/3/2017	<0.005	Yes
MW-9	Cobalt	mg/l	6/7/2017	<0.005	Yes
MW-9	Cobalt	mg/l	7/6/2017	<0.005	Yes
MW-9	Cobalt	mg/l	3/22/2018	<0.005	Yes
MW-9	Cobalt	mg/l	9/6/2018	<0.005	Yes
MW-9	Cobalt	mg/l	3/7/2019	<0.005	Yes
MW-9	Cobalt	mg/l	9/24/2019	0.00027 J	Yes
MW-9	Cobalt	mg/l	3/9/2020	<0.005	Yes
MW-9	Cobalt	mg/l	10/1/2020	0.00027 J	Yes
MW-9	Cobalt	mg/l	4/16/2021	0.00017 J	Yes
MW-9	Cobalt	mg/l	10/21/2021	0.0002 J	Yes
MW-9	Cobalt	mg/l	6/7/2022	<0.005	Yes
MW-9	Cobalt	mg/l	10/26/2022	<0.005	Yes
MW-9	Cobalt	mg/l	4/18/2023	<0.005	Yes
MW-9	Cobalt	mg/l	10/9/2023	<0.005	Yes
MW-9	Cobalt	mg/l	4/30/2024	<0.005	Yes
MW-9	Cobalt	mg/l	10/23/2024	<0.005	Yes
MW-9	Cobalt	mg/l	4/17/2025	<0.00027	Yes
MW-9	Cobalt	mg/l	10/1/2025	<0.00027	Yes
MW-12S	Cobalt	mg/l	1/15/2020	0.0095	Yes
MW-12S	Cobalt	mg/l	3/16/2020	0.016	Yes
MW-12S	Cobalt	mg/l	10/1/2020	0.019	No; turbidity >10 ntu
MW-12S	Cobalt	mg/l	4/16/2021	0.025	Yes
MW-12S	Cobalt	mg/l	10/21/2021	0.028	Yes
MW-12S	Cobalt	mg/l	6/8/2022	0.026	No; field parameters unreliable
MW-12S	Cobalt	mg/l	10/28/2022	0.034	No; turbidity >10 ntu
MW-12S	Cobalt	mg/l	4/18/2023	0.028	No; turbidity >10 ntu
MW-12S	Cobalt	mg/l	10/10/2023	0.019	Yes
MW-12S	Cobalt	mg/l	4/15/2025	0.0314	No; turbidity >10 ntu
MW-12S	Cobalt	mg/l	11/14/2025	0.0279	Yes
MW-12S	Cobalt	mg/l	12/4/2025	0.027	Yes
MW-12S	Cobalt	mg/l	12/18/2025	0.0285	Yes
MW-12S	Cobalt	mg/l	1/7/2026	0.0236	Yes

J - Constituent was detected at a concentration that was greater than than laboratory Method Detection Limit but less than the laboratory Method Reporting Limit and is an estimated value.

APPENDIX A

LABORATORY ANALYTICAL REPORTS

right solutions.
right partner.

May 05, 2025

Robert Eaton
Civil & Environmental Consultants, Inc.
700 Cherrington Parkway
Moon Township, PA 15108

Work Order: **HN2504930**

Re: **341-963 Sammis**

Dear Robert,
Enclosed are the results of the sample(s) submitted to our laboratory.

The analytical data provided relates directly to the samples received by ALS Environmental - Holland and for only the analyses requested.

Sample results are compliant with industry accepted practices and Quality Control results achieved laboratory specifications. Any exceptions are noted in the Case Narrative, or noted with qualifiers in the report or QC batch information. Should this laboratory report need to be reproduced, it should be reproduced in full unless written approval has been obtained from ALS Environmental. Samples will be disposed in 30 days unless storage arrangements are made.

If you have any questions regarding this report, please feel free to contact me:
ADDRESS: 3352 128th Avenue, Holland, MI, USA PHONE: +1 (616) 399-6070 FAX: +1 (616) 399-6185

Jodi Blouw
/S/ JODI BLOUW

Project Manager

Client: Civil & Environmental Consultants, Inc. **Work Order:** HN2504930
Project: 341-963 Sammis **Date Received:** 16-Apr-2025

CASE NARRATIVE

All analyses were performed consistent with the quality assurance program of ALS Environmental. This report contains analytical results for samples for the Tier II level requested by the client.

Sample Receipt

1 groundwater sample was received for analysis at ALS Environmental on 16-Apr-2025. Any discrepancies upon initial sample inspection are annotated on the sample receipt and preservation form included within this report. The samples were stored at minimum in accordance with the analytical method requirements.

Inorganics

EPA 9056A (High)

Batch ID: 3083309

HN2504930-001: The reporting limit is elevated due to dilution for high concentrations of non-target analytes.

SAMPLE DETECTION SUMMARY

This form includes only detections above the reporting limits.

For a full listing of sample results, continue to the Sample Results section of this Report.

CLIENT ID: SMMS-MW-12S-041525			Lab ID: HN2504930-001			
Analyte	**Results**	**Flag**	**MDL**	**MRL**	**Units**	**Method**
Alkalinity as CaCO3	56.3		1.43	2.00	mg/L	SM 2320 B-2011
Arsenic	0.000977	J	0.000190	0.00499	mg/L	EPA 6020B
Arsenic, dissolved	0.000373	J	0.000190	0.00499	mg/L	EPA 6020B
Barium	0.0242		0.000570	0.00499	mg/L	EPA 6020B
Barium, dissolved	0.0174		0.000570	0.00499	mg/L	EPA 6020B
Beryllium	0.000243	J	0.000130	0.00199	mg/L	EPA 6020B
Beryllium, dissolved	0.000182	J	0.000130	0.00199	mg/L	EPA 6020B
Boron	0.151		0.0154	0.0200	mg/L	EPA 6020B
Boron, dissolved	0.161		0.0154	0.0200	mg/L	EPA 6020B
Cadmium	0.0376		0.000140	0.00199	mg/L	EPA 6020B
Cadmium, dissolved	0.00145	J	0.000140	0.00199	mg/L	EPA 6020B
Calcium	82.7		0.221	0.500	mg/L	EPA 6020B
Calcium, dissolved	90.4		0.221	0.500	mg/L	EPA 6020B
Chloride	65.1		3.10	10.0	mg/L	EPA 9056A
Chromium	0.00183	J	0.000610	0.00499	mg/L	EPA 6020B
Cobalt	0.0314		0.000270	0.00499	mg/L	EPA 6020B
Cobalt, dissolved	0.0307		0.000270	0.00499	mg/L	EPA 6020B
Fluoride	0.770	J	0.670	1.00	mg/L	EPA 9056A
Lead	0.00176	J	0.000220	0.00499	mg/L	EPA 6020B
Lithium	0.0156		0.00170	0.01000	mg/L	EPA 6020B
Lithium, dissolved	0.0155		0.00170	0.01000	mg/L	EPA 6020B
Residue-filterable (TDS)	593		36.9	50.0	mg/L	SM 2540 C-2015
Sulfate	304		30.4	160	mg/L	EPA 9056A
Thallium	0.000154	J	0.000150	0.00499	mg/L	EPA 6020B

SAMPLE SUMMARY

Client: Civil & Environmental Consultants, Inc.
Project: 341-963 Sammis
Workorder: HN2504930

Laboratory Sample ID	Client Sample ID	Sample Matrix	Collection Date	Date Received
HN2504930-001	SMMS-MW-12S-041525	GROUNDWATER	04/15/25 10:14	04/16/25 09:30

Chain of Custody Form

Page 1 of 1

☑ ALS Environmental
3352 128th Avenue
Holland, Michigan 49424
(Tel) 616.399.6070
(Fax) 616.399.6185

ALS Project Manager:	Jodi Blouw	ALS Work Order #:	

Customer Information		Project Information		Parameter/Method Request for Analysis	
Purchase Order		Project Name	Sammis Environmental Services	A	6020B_7470A-Total Metals
Work Order		Project Number	CEC25000-02	B	6020B_7470A-Dissolved Metals
Company Name	FTS	Bill To Company	CEC	C	2320B_9056A_2540C
Send Report To	Angela Gatchie	Invoice Attn.	Robert Eaton	D	903_904_Radium 226&228
Address	200 3rd Ave	Address	700 Cherrington Pkwy	E	
				F	
City/State/Zip	Carnegie, PA 15106	City/State/Zip	Moon Twp, PA 15108	G	
Phone	412-428-9411	Phone	412-249-2378	H	
Fax		Fax		I	
e-Mail Address	agatchie@f-ts.com			J	

DV 4-15-25

No.	Sample Description	Date	Time	Matrix	Pres. Key Numbers	# Bottles	A	B	C	D	E	F	G	H	I	J	Hold
1	SMMS-MW-12S-041525	04/15/25	1014	GW	2	5	1	1	1	2							
2																	
3																	
4																	
5																	
6																	
7																	
8																	
9																	
10																	

DV 4-15-25

Environmental Division
Holland
Work Order Reference
HN2504930

Telephone : +1 616 399 6070

Sampler(s): Please Print & Sign	Shipment Method:	Turnaround Time: (Business Days)	Results Due Date:
Dakota Vanryn [signature]	FTS	☐ 10 BD ☐ 5 BD ☐ 3 BD ☐ 2 BD ☐ 1 BD ☒ Other STD	

Relinquished by:	Date:	Time:	Received by:	Date:	Time:	Notes:
[signature]	04/15/25	1535	[signature]	4/15/25	1535	
Relinquished by: [signature]	Date: 4/15/25	Time: 1640	Received by (Laboratory): [signature] ALS	Date: 4-15-25	Time: 1640	
Logged by (Laboratory): [signature]	Date: 4-16-25	Time: 950	Checked by (Laboratory):			

ALS Cooler ID	Cooler Temp
	2.9
	1.6
SD41	

QC Package: (Check Box Below)

- ☐ Level II: Standard QC
- ☐ Level III: Raw Data
- ☐ TRRP LRC
- ☐ TRRP Level IV
- ☐ Level IV: SW846 Methods/CLP like
- ☐ Other:

Preservative Key: 1-HCl 2-HNO_3 3-H_2SO_4 4-NaOH 5-$Na_2S_2O_3$ 6-$NaHSO_4$ 7-Other 8-4°C

Note: Any changes must be made in writing once samples and COC Form have been submitted to ALS.

Copyright 2016 by ALS Environmental

ALS Holland Sample Receiving Checklist

Received by:	
Date/Time:	4/16/25
Carrier Name:	FedEx
Shipping container/cooler in good condition?	Yes / No / Not Present
Custody seals intact on shipping container/cooler?	Yes / No / Not Present
Custody seals intact on sample bottles?	Yes / No / Not Present
Chain of Custody present?	Yes / No
COC signed when relinquished and received?	Yes / No
COC agrees with sample labels?	Yes / No
Samples in proper container/bottle?	Yes / No
Sample containers intact?	Yes / No
Sufficient sample volume for indicated test?	Yes / No
All samples received within holding time?	Yes / No
Container/Temp Blank temperature in compliance?	Yes / No
Temperature(s) (°C):	2.9/2.9
Thermometer(s):	IR6
Sample(s) received on ice?	Yes / No
Matrix/Matrices:	water
Cooler(s)/Kit(s):	
Date/Time sample(s) sent to storage:	4-16-25
Water – VOA vials have zero headspace?	Yes / No / No Vials
Water – pH acceptable upon receipt?	Yes / No / N/A
pH strip lot #: _____	< 2 0 > 12 _____ Other _____
pH adjusted (note adjustments below)?	Yes / No / N/A
pH adjusted by:	
Login Notes:	

REPORT QUALIFIERS AND DEFINITIONS

*	Value exceeds Regulatory Limit (if MCL displayed)
a	Analyte is non-accredited
B	Analyte detected in the associated Method Blank above the Reporting Limit
E	Value above quantitation range
H	Analyzed outside of Holding Time
J	Analyte is present at an estimated concentration between the MDL and Report Limit
NC	Not Calculated
ND	Not Detected at the Reporting Limit
O	Sample amount is > 4 times amount spiked
P	Dual Column results percent difference > 40%
R	RPD above laboratory control limit
S	Spike Recovery outside laboratory control limits
U	Analyzed but not detected above the MDL
V	The Continuing Calibration Verification was outside of control criteria
X	Analyte was detected in the Method Blank between the MDL and Reporting Limit, sample results may exhibit background or reagent contamination at the observed level.

Holland Laboratory Certifications[1]

Agency	Type	ID	Issued	Expires
Alabama	Drinking Water (Secondary)	42500	12/17/2024	12/31/2025
Colorado	UST		06/21/2024	06/30/2025
Connecticut	Drinking Water (Secondary)	PH-0155	12/10/2024	12/31/2026
Florida	NELAP (Primary)	E871106	07/01/2024	06/30/2025
Illinois	NELAP (Secondary)	200076	11/14/2024	12/31/2025
Indiana	Drinking Water (Secondary)	C-MI-08	12/31/2024	09/04/2026
Iowa	State Specific	403	09/18/2023	09/01/2025
Kansas	NELAP (Secondary)	E-10411	07/09/2024	07/31/2025
Kentucky	Waste Water	KY98004	12/20/2024	12/31/2025
Kentucky	UST	120474	06/24/2024	06/30/2025
Michigan	Drinking Water (Primary)	0022	12/19/2023	09/04/2026
Minnesota	NELAP (Secondary)	026-999-449	12/17/2024	12/31/2025
Missouri	Drinking Water (Secondary)	01262	11/14/2024	12/30/2027
New Jersey	NELAP (Secondary)	MI015	07/01/2024	6/30/2025
New York	NELAP (Secondary)	12128	04/01/2024	04/01/2025
North Dakota	State Specific	R-192	11/18/2024	06/30/2025
Ohio	Drinking Water (Secondary)	87783	06/25/2024	6/30/2025
Pennsylvania	NELAP (Secondary)	68-03827	06/14/2024	07/31/2025
Texas	NELAP (Secondary)	T104704494	02/12/2025	01/31/2026
USDA	Domestic CA	Soil-MI-007	02/06/2025	08/07/2026
USDA	Soil Import	525-23-62-77572	03/03/2023	03/03/2026
West Virginia	State Specific	355	02/04/2025	08/31/2025
Wisconsin	State Specific	399084510	08/15/2024	08/31/2025

1 - Scope available upon request

ANALYST SUMMARY

Client:	Civil & Environmental Consultants, Inc.	**Work Order:**	HN2504930
Project:	341-963 Sammis		

Sample Name:	SMMS-MW-12S-041525	**Date Collected:**	04/15/25
Laboratory Code:	HN2504930-001	**Date Received:**	04/16/25
Sample Matrix:	GROUNDWATER		

Analysis Method	Preparation Lot	Prepared By	Analysis Lot	Analyzed By
EPA 6020B	1957669	Nicolee Allen	3070722	Stephanie Pierson
EPA 6020B	1961840	Weston Kotecki	3078263	Stephanie Pierson
EPA 6020B	1955195	Chloe Patrick	3066988	Stephanie Pierson
EPA 7470A	1955143	Hunter Johnson	3066192	Hunter Johnson
EPA 7470A	1955106	Hunter Johnson	3066190	Hunter Johnson
EPA 9056A	1962822	Quoc Nguyen	3079935	Quoc Nguyen
EPA 9056A	1964820	Quoc Nguyen	3083309	Quoc Nguyen
SM 2320 B-2011	1955498	Dylan Launiere	3066975	Kelsey Beaudette
SM 2540 C-2015	1957045	Karen Hernandez	3073474	Sage Hansen

Analytical Report

Client:	Civil & Environmental Consultants, Inc.	**Work Order:**	HN2504930
Project:	341-963 Sammis	**Date Collected:**	04/15/25 10:14
Matrix:	GROUNDWATER	**Date Received:**	04/16/25 09:30

CLIENT ID: SMMS-MW-12S-041525 **Lab ID: HN2504930-001**

Analyte	Method	Results	Qual	Units	MDL	MRL	Dilution Factor	Date Analyzed	Date Extracted
General Chemistry Parameters									
Chloride	EPA 9056A	**65.1**		mg/L	3.10	10.0	10	04/24/25 21:26	04/24/25 17:40
Fluoride	EPA 9056A	**0.770**	J	mg/L	0.670	1.00	10	04/24/25 21:26	04/24/25 17:40
Sulfate	EPA 9056A	**304**		mg/L	30.4	160	160	04/23/25 23:27	04/23/25 18:29
Alkalinity as CaCO3	SM 2320 B-2011	**56.3**		mg/L	1.43	2.00	1	04/17/25 14:12	04/17/25 13:41
Residue-filterable (TDS)	SM 2540 C-2015	**593**		mg/L	36.9	50.0	1	04/22/25 09:40	04/18/25 15:58
Metals									
Antimony	EPA 6020B	ND	U	mg/L	0.000420	0.00499	1	04/17/25 19:48	04/17/25 12:09
Antimony, dissolved	EPA 6020B	ND	U	mg/L	0.000420	0.00499	1	04/21/25 20:09	04/20/25 13:55
Arsenic	EPA 6020B	**0.000977**	J	mg/L	0.000190	0.00499	1	04/17/25 19:48	04/17/25 12:09
Arsenic, dissolved	EPA 6020B	**0.000373**	J	mg/L	0.000190	0.00499	1	04/21/25 20:09	04/20/25 13:55
Barium	EPA 6020B	**0.0242**		mg/L	0.000570	0.00499	1	04/17/25 19:48	04/17/25 12:09
Barium, dissolved	EPA 6020B	**0.0174**		mg/L	0.000570	0.00499	1	04/21/25 20:09	04/20/25 13:55
Beryllium	EPA 6020B	**0.000243**	J	mg/L	0.000130	0.00199	1	04/17/25 19:48	04/17/25 12:09
Beryllium, dissolved	EPA 6020B	**0.000182**	J	mg/L	0.000130	0.00199	1	04/21/25 20:09	04/20/25 13:55
Boron	EPA 6020B	**0.151**		mg/L	0.0154	0.0200	1	04/17/25 19:48	04/17/25 12:09
Boron, dissolved	EPA 6020B	**0.161**		mg/L	0.0154	0.0200	1	04/23/25 18:07	04/23/25 14:20
Cadmium	EPA 6020B	**0.0376**		mg/L	0.000140	0.00199	1	04/17/25 19:48	04/17/25 12:09
Cadmium, dissolved	EPA 6020B	**0.00145**	J	mg/L	0.000140	0.00199	1	04/21/25 20:09	04/20/25 13:55
Calcium	EPA 6020B	**82.7**		mg/L	0.221	0.500	1	04/17/25 19:48	04/17/25 12:09
Calcium, dissolved	EPA 6020B	**90.4**		mg/L	0.221	0.500	1	04/21/25 20:09	04/20/25 13:55
Chromium	EPA 6020B	**0.00183**	J	mg/L	0.000610	0.00499	1	04/17/25 19:48	04/17/25 12:09
Chromium, dissolved	EPA 6020B	ND	U	mg/L	0.000610	0.00499	1	04/21/25 20:09	04/20/25 13:55
Cobalt	EPA 6020B	**0.0314**		mg/L	0.000270	0.00499	1	04/17/25 19:48	04/17/25 12:09
Cobalt, dissolved	EPA 6020B	**0.0307**		mg/L	0.000270	0.00499	1	04/21/25 20:09	04/20/25 13:55
Lead	EPA 6020B	**0.00176**	J	mg/L	0.000220	0.00499	1	04/17/25 19:48	04/17/25 12:09
Lead, dissolved	EPA 6020B	ND	U	mg/L	0.000220	0.00499	1	04/21/25 20:09	04/20/25 13:55
Lithium	EPA 6020B	**0.0156**		mg/L	0.00170	0.01000	1	04/17/25 19:48	04/17/25 12:09
Lithium, dissolved	EPA 6020B	**0.0155**		mg/L	0.00170	0.01000	1	04/21/25 20:09	04/20/25 13:55
Molybdenum	EPA 6020B	ND	U	mg/L	0.000330	0.00499	1	04/17/25 19:48	04/17/25 12:09
Molybdenum, dissolved	EPA 6020B	ND	U	mg/L	0.000330	0.00499	1	04/21/25 20:09	04/20/25 13:55
Selenium	EPA 6020B	ND	U	mg/L	0.000480	0.00499	1	04/17/25 19:48	04/17/25 12:09

Analytical Report

Client:	Civil & Environmental Consultants, Inc.	**Work Order:**	HN2504930
Project:	341-963 Sammis	**Date Collected:**	04/15/25 10:14
Matrix:	GROUNDWATER	**Date Received:**	04/16/25 09:30

CLIENT ID: SMMS-MW-12S-041525 **Lab ID: HN2504930-001**

Analyte	Method	Results	Qual	Units	MDL	MRL	Dilution Factor	Date Analyzed	Date Extracted
Selenium, dissolved	EPA 6020B	ND	U	mg/L	0.000480	0.00499	1	04/21/25 20:09	04/20/25 13:55
Thallium	EPA 6020B	**0.000154**	J	mg/L	0.000150	0.00499	1	04/17/25 19:48	04/17/25 12:09
Thallium, dissolved	EPA 6020B	ND	U	mg/L	0.000150	0.00499	1	04/21/25 20:09	04/20/25 13:55
Mercury	EPA 7470A	ND	U	mg/L	0.000160	0.000200	1	04/17/25 13:10	04/17/25 11:48
Mercury, dissolved	EPA 7470A	ND	U	mg/L	0.000160	0.000200	1	04/17/25 13:20	04/17/25 11:49

QA/QC Report

Client:	Civil & Environmental Consultants, Inc.	**Work Order:**	HN2504930
Project:	341-963 Sammis	**Date Collected:**	NA
Matrix:	WATER	**Date Received:**	NA
Batch:	1955498		

General Chemistry Parameters

MB | **CLIENT ID: Method Blank** | **Lab ID: QC-1955498-001**

Method: SM 2320 B-2011 **Dilution:** 1 **Analysis Date:** 04/17/25 14:12

Prep Date: 04/17/25 13:42

Analyte	Result	Units	MDL	MRL	Spike Amount	Spike Ref. Amount	% Rec	% Rec Limits	RPD	RPD Limit	Qual
Alkalinity as CaCO3	1.87	mg/L	1.43	2.00							J

LCS | **CLIENT ID: Laboratory Control Sample** | **Lab ID: QC-1955498-002**

Method: SM 2320 B-2011 **Dilution:** 1 **Analysis Date:** 04/17/25 14:12

Prep Date: 04/17/25 13:42

Analyte	Result	Units	MDL	MRL	Spike Amount	Spike Ref. Amount	% Rec	% Rec Limits	RPD	RPD Limit	Qual
Alkalinity as CaCO3	940	mg/L		2.00	1000		94.0	90-110			

DUP | **CLIENT ID: Batch QC** | **Lab ID: QC-1955498-004**

Method: SM 2320 B-2011 **Dilution:** 1 **Analysis Date:** 04/17/25 13:52

Prep Date: 04/17/25 13:42

Analyte	Result	Units	MDL	MRL	Spike Amount	Spike Ref. Amount	% Rec	% Rec Limits	RPD	RPD Limit	Qual
Alkalinity as CaCO3	332	mg/L	1.43	2.00		336			1.41	10	

DUP | **CLIENT ID: Batch QC** | **Lab ID: QC-1955498-015**

Method: SM 2320 B-2011 **Dilution:** 1 **Analysis Date:** 04/17/25 14:12

Prep Date: 04/17/25 13:42

Analyte	Result	Units	MDL	MRL	Spike Amount	Spike Ref. Amount	% Rec	% Rec Limits	RPD	RPD Limit	Qual
Alkalinity as CaCO3	137	mg/L	1.43	2.00		136			0.909	10	

The following samples were analyzed in this batch: HN2504930-001

QA/QC Report

Client:	Civil & Environmental Consultants, Inc.	**Work Order:**	HN2504930
Project:	341-963 Sammis	**Date Collected:**	NA
Matrix:	WATER	**Date Received:**	NA
Batch:	1957045		

General Chemistry Parameters

MB **CLIENT ID: Method Blank** **Lab ID: QC-1957045-001**

Method: SM 2540 C-2015 **Dilution:** 1 **Analysis Date:** 04/22/25 09:40

Prep Date: 04/18/25 15:59

Analyte	Result	Units	MDL	MRL	Spike Amount	Spike Ref. Amount	% Rec	% Rec Limits	RPD	RPD Limit	Qual
Residue-filterable (TDS)	ND	mg/L	22.1	30.0							U

LCS **CLIENT ID: Laboratory Control Sample** **Lab ID: QC-1957045-002**

Method: SM 2540 C-2015 **Dilution:** 1 **Analysis Date:** 04/22/25 09:40

Prep Date: 04/18/25 15:59

Analyte	Result	Units	MDL	MRL	Spike Amount	Spike Ref. Amount	% Rec	% Rec Limits	RPD	RPD Limit	Qual
Residue-filterable (TDS)	496	mg/L	22.1	30.0	495		100	85-109			

DUP **CLIENT ID: Batch QC** **Lab ID: QC-1957045-004**

Method: SM 2540 C-2015 **Dilution:** 1 **Analysis Date:** 04/22/25 09:40

Prep Date: 04/18/25 15:59

Analyte	Result	Units	MDL	MRL	Spike Amount	Spike Ref. Amount	% Rec	% Rec Limits	RPD	RPD Limit	Qual
Residue-filterable (TDS)	410	mg/L	36.9	50.0		397			3.30	10	

DUP **CLIENT ID: Batch QC** **Lab ID: QC-1957045-015**

Method: SM 2540 C-2015 **Dilution:** 1 **Analysis Date:** 04/22/25 09:40

Prep Date: 04/18/25 15:59

Analyte	Result	Units	MDL	MRL	Spike Amount	Spike Ref. Amount	% Rec	% Rec Limits	RPD	RPD Limit	Qual
Residue-filterable (TDS)	260	mg/L	36.9	50.0		257			1.29	10	

The following samples were analyzed in this batch: HN2504930-001

QA/QC Report

Client:	Civil & Environmental Consultants, Inc.	**Work Order:**	HN2504930
Project:	341-963 Sammis	**Date Collected:**	NA
Matrix:	WATER	**Date Received:**	NA
Batch:	1962822		

General Chemistry Parameters

MB **CLIENT ID: Method Blank** **Lab ID: QC-1962822-001**

Method: EPA 9056A **Dilution:** 1 **Analysis Date:** 04/23/25 22:48

Prep Date: 04/23/25 18:30

Analyte	Result	Units	MDL	MRL	Spike Amount	Spike Ref. Amount	% Rec	% Rec Limits	RPD	RPD Limit	Qual
Chloride	ND	mg/L	0.310	1.00							U
Fluoride	ND	mg/L	0.0670	0.100							U
Sulfate	ND	mg/L	0.190	1.00							U

LCS **CLIENT ID: Laboratory Control Sample** **Lab ID: QC-1962822-002**

Method: EPA 9056A **Dilution:** 1 **Analysis Date:** 04/23/25 22:39

Prep Date: 04/23/25 18:30

Analyte	Result	Units	MDL	MRL	Spike Amount	Spike Ref. Amount	% Rec	% Rec Limits	RPD	RPD Limit	Qual
Chloride	9.57	mg/L	0.310	1.00	10		95.7	88-110			
Fluoride	2.04	mg/L	0.0670	0.100	2		102	86-121			
Sulfate	10.0	mg/L	0.190	1.00	10		100	90-110			

MS **CLIENT ID: Batch QC** **Lab ID: QC-1962822-004**

Method: EPA 9056A **Dilution:** 160 **Analysis Date:** 04/23/25 23:08

Prep Date: 04/23/25 18:30

Analyte	Result	Units	MDL	MRL	Spike Amount	Spike Ref. Amount	% Rec	% Rec Limits	RPD	RPD Limit	Qual
Chloride	2090	mg/L	49.6	160	1600	582	94.6	88-110			
Fluoride	308	mg/L	10.7	16.0	320	ND	96.2	86-121			
Sulfate	3140	mg/L	30.4	160	1600	1650	93.4	90-110			

MSD **CLIENT ID: Batch QC** **Lab ID: QC-1962822-005**

Method: EPA 9056A **Dilution:** 160 **Analysis Date:** 04/23/25 23:17

Prep Date: 04/23/25 18:30

Analyte	Result	Units	MDL	MRL	Spike Amount	Spike Ref. Amount	% Rec	% Rec Limits	RPD	RPD Limit	Qual
Chloride	2100	mg/L	49.6	160	1600	582	94.7	88-110	0.139	15	
Fluoride	308	mg/L	10.7	16.0	320	ND	96.2	86-121	0.0728	15	
Sulfate	3140	mg/L	30.4	160	1600	1650	93.5	90-110	0.0580	15	

The following samples were analyzed in this batch: HN2504930-001

QA/QC Report

Client:	Civil & Environmental Consultants, Inc.	**Work Order:**	HN2504930
Project:	341-963 Sammis	**Date Collected:**	NA
Matrix:	WATER	**Date Received:**	NA
Batch:	1964820		

General Chemistry Parameters

MB — **CLIENT ID: Method Blank** — **Lab ID: QC-1964820-001**

Method: EPA 9056A **Dilution:** 1 **Analysis Date:** 04/24/25 20:47
Prep Date: 04/24/25 17:41

Analyte	Result	Units	MDL	MRL	Spike Amount	Spike Ref. Amount	% Rec	% Rec Limits	RPD	RPD Limit	Qual
Chloride	ND	mg/L	0.310	1.00							U
Fluoride	ND	mg/L	0.0670	0.100							U
Sulfate	ND	mg/L	0.190	1.00							U

LCS — **CLIENT ID: Laboratory Control Sample** — **Lab ID: QC-1964820-002**

Method: EPA 9056A **Dilution:** 1 **Analysis Date:** 04/24/25 20:37
Prep Date: 04/24/25 17:41

Analyte	Result	Units	MDL	MRL	Spike Amount	Spike Ref. Amount	% Rec	% Rec Limits	RPD	RPD Limit	Qual
Chloride	9.64	mg/L	0.310	1.00	10		96.4	88-110			
Fluoride	2.09	mg/L	0.0670	0.100	2		104	86-121			
Sulfate	10.2	mg/L	0.190	1.00	10		102	90-110			

MS — **CLIENT ID: SMMS-MW-12S-041525** — **Lab ID: QC-1964820-004**

Method: EPA 9056A **Dilution:** 10 **Analysis Date:** 04/24/25 21:36
Prep Date: 04/24/25 17:41

Analyte	Result	Units	MDL	MRL	Spike Amount	Spike Ref. Amount	% Rec	% Rec Limits	RPD	RPD Limit	Qual
Chloride	167	mg/L	3.10	10.0	100	65.1	102	88-110			
Fluoride	20.0	mg/L	0.670	1.00	20	0.770	96.1	86-121			

MSD — **CLIENT ID: SMMS-MW-12S-041525** — **Lab ID: QC-1964820-005**

Method: EPA 9056A **Dilution:** 10 **Analysis Date:** 04/24/25 21:46
Prep Date: 04/24/25 17:41

Analyte	Result	Units	MDL	MRL	Spike Amount	Spike Ref. Amount	% Rec	% Rec Limits	RPD	RPD Limit	Qual
Chloride	167	mg/L	3.10	10.0	100	65.1	102	88-110	0.123	15	
Fluoride	20.2	mg/L	0.670	1.00	20	0.770	97.2	86-121	1.07	15	

The following samples were analyzed in this batch: HN2504930-001

QA/QC Report

Client:	Civil & Environmental Consultants, Inc.	**Work Order:**	HN2504930
Project:	341-963 Sammis	**Date Collected:**	NA
Matrix:	WATER	**Date Received:**	NA
Batch:	1955106		

Metals

MB | **CLIENT ID: Method Blank** | **Lab ID: QC-1955106-001**

Method: EPA 7470A **Dilution:** 1 **Analysis Date:** 04/17/25 12:50

Prep Date: 04/17/25 11:49

Analyte	Result	Units	MDL	MRL	Spike Amount	Spike Ref. Amount	% Rec	% Rec Limits	RPD	RPD Limit	Qual
Mercury	ND	mg/L	0.000160	0.000200							U

LCS | **CLIENT ID: Laboratory Control Sample** | **Lab ID: QC-1955106-002**

Method: EPA 7470A **Dilution:** 1 **Analysis Date:** 04/17/25 12:57

Prep Date: 04/17/25 11:49

Analyte	Result	Units	MDL	MRL	Spike Amount	Spike Ref. Amount	% Rec	% Rec Limits	RPD	RPD Limit	Qual
Mercury	0.00225	mg/L	0.000160	0.000200	0.002		112	80-120			

MS | **CLIENT ID: Batch QC** | **Lab ID: QC-1955106-004**

Method: EPA 7470A **Dilution:** 1 **Analysis Date:** 04/17/25 13:01

Prep Date: 04/17/25 11:49

Analyte	Result	Units	MDL	MRL	Spike Amount	Spike Ref. Amount	% Rec	% Rec Limits	RPD	RPD Limit	Qual
Mercury	0.00231	mg/L	0.000160	0.000200	0.002	ND	117	75-125			

MSD | **CLIENT ID: Batch QC** | **Lab ID: QC-1955106-005**

Method: EPA 7470A **Dilution:** 1 **Analysis Date:** 04/17/25 13:03

Prep Date: 04/17/25 11:49

Analyte	Result	Units	MDL	MRL	Spike Amount	Spike Ref. Amount	% Rec	% Rec Limits	RPD	RPD Limit	Qual
Mercury	0.00224	mg/L	0.000160	0.000200	0.002	ND	113	75-125	3.30	20	

The following samples were analyzed in this batch: HN2504930-001

QA/QC Report

Client:	Civil & Environmental Consultants, Inc.	**Work Order:**	HN2504930
Project:	341-963 Sammis	**Date Collected:**	NA
Matrix:	WATER	**Date Received:**	NA
Batch:	1955143		

Metals

MB | **CLIENT ID: Method Blank** | **Lab ID: QC-1955143-001**

Method: EPA 7470A **Dilution:** 1 **Analysis Date:** 04/17/25 13:11
Prep Date: 04/17/25 11:50

Analyte	Result	Units	MDL	MRL	Spike Amount	Spike Ref. Amount	% Rec	% Rec Limits	RPD	RPD Limit	Qual
Mercury, dissolved	ND	mg/L	0.000160	0.000200							U

LCS | **CLIENT ID: Laboratory Control Sample** | **Lab ID: QC-1955143-002**

Method: EPA 7470A **Dilution:** 1 **Analysis Date:** 04/17/25 13:13
Prep Date: 04/17/25 11:50

Analyte	Result	Units	MDL	MRL	Spike Amount	Spike Ref. Amount	% Rec	% Rec Limits	RPD	RPD Limit	Qual
Mercury, dissolved	0.00226	mg/L	0.000160	0.000200	0.002		113	80-120			

MS | **CLIENT ID: SMMS-MW-12S-041525** | **Lab ID: QC-1955143-004**

Method: EPA 7470A **Dilution:** 1 **Analysis Date:** 04/17/25 13:22
Prep Date: 04/17/25 11:50

Analyte	Result	Units	MDL	MRL	Spike Amount	Spike Ref. Amount	% Rec	% Rec Limits	RPD	RPD Limit	Qual
Mercury, dissolved	0.00228	mg/L	0.000160	0.000200	0.002	ND	116	75-125			

MSD | **CLIENT ID: SMMS-MW-12S-041525** | **Lab ID: QC-1955143-005**

Method: EPA 7470A **Dilution:** 1 **Analysis Date:** 04/17/25 13:24
Prep Date: 04/17/25 11:50

Analyte	Result	Units	MDL	MRL	Spike Amount	Spike Ref. Amount	% Rec	% Rec Limits	RPD	RPD Limit	Qual
Mercury, dissolved	0.00226	mg/L	0.000160	0.000200	0.002	ND	115	75-125	0.660	20	

The following samples were analyzed in this batch: HN2504930-001

QA/QC Report

Client:	Civil & Environmental Consultants, Inc.	**Work Order:**	HN2504930
Project:	341-963 Sammis	**Date Collected:**	NA
Matrix:	WATER	**Date Received:**	NA
Batch:	1955195		

Metals

MB | **CLIENT ID: Method Blank** | **Lab ID: QC-1955195-001**

Method: EPA 6020B **Dilution:** 1 **Analysis Date:** 04/17/25 19:32

Prep Date: 04/17/25 12:10

Analyte	Result	Units	MDL	MRL	Spike Amount	Spike Ref. Amount	% Rec	% Rec Limits	RPD	RPD Limit	Qual
Antimony	ND	mg/L	0.000420	0.00500							U
Arsenic	ND	mg/L	0.000190	0.00500							U
Barium	ND	mg/L	0.000570	0.00500							U
Beryllium	ND	mg/L	0.000130	0.00200							U
Boron	ND	mg/L	0.0154	0.0200							U
Cadmium	ND	mg/L	0.000140	0.00200							U
Calcium	ND	mg/L	0.221	0.500							U
Chromium	ND	mg/L	0.000610	0.00500							U
Cobalt	ND	mg/L	0.000270	0.00500							U
Lead	0.000253	mg/L	0.000220	0.00500							J
Lithium	ND	mg/L	0.00170	0.0100							U
Molybdenum	ND	mg/L	0.000330	0.00500							U
Selenium	ND	mg/L	0.000480	0.00500							U
Thallium	ND	mg/L	0.000150	0.00500							U

LCS | **CLIENT ID: Laboratory Control Sample** | **Lab ID: QC-1955195-002**

Method: EPA 6020B **Dilution:** 1 **Analysis Date:** 04/17/25 19:33

Prep Date: 04/17/25 12:10

Analyte	Result	Units	MDL	MRL	Spike Amount	Spike Ref. Amount	% Rec	% Rec Limits	RPD	RPD Limit	Qual
Antimony	0.102	mg/L	0.000420	0.00500	0.1		102	80-120			
Arsenic	0.0983	mg/L	0.000190	0.00500	0.1		98.3	80-120			
Barium	0.101	mg/L	0.000570	0.00500	0.1		101	80-120			
Beryllium	0.0989	mg/L	0.000130	0.00200	0.1		98.9	80-120			
Boron	0.489	mg/L	0.0154	0.0200	0.5		97.8	80-120			
Cadmium	0.101	mg/L	0.000140	0.00200	0.1		101	80-120			
Calcium	10.2	mg/L	0.221	0.500	10		102	80-120			
Chromium	0.100	mg/L	0.000610	0.00500	0.1		100	80-120			
Cobalt	0.102	mg/L	0.000270	0.00500	0.1		102	80-120			
Lead	0.100	mg/L	0.000220	0.00500	0.1		100	80-120			
Lithium	0.0983	mg/L	0.00170	0.0100	0.1		98.3	80-120			
Molybdenum	0.0994	mg/L	0.000330	0.00500	0.1		99.4	80-120			
Selenium	0.0965	mg/L	0.000480	0.00500	0.1		96.5	80-120			
Thallium	0.0930	mg/L	0.000150	0.00500	0.1		93.0	80-120			

MS | **CLIENT ID: Batch QC** | **Lab ID: QC-1955195-004**

Method: EPA 6020B **Dilution:** 1 **Analysis Date:** 04/17/25 19:40

Prep Date: 04/17/25 12:10

Analyte	Result	Units	MDL	MRL	Spike Amount	Spike Ref. Amount	% Rec	% Rec Limits	RPD	RPD Limit	Qual
Antimony	0.103	mg/L	0.000420	0.00499	0.1	ND	102	75-125			
Arsenic	0.100	mg/L	0.000190	0.00499	0.1	0.000366	100	75-125			

QA/QC Report

Client: Civil & Environmental Consultants, Inc.
Project: 341-963 Sammis
Matrix: WATER
Batch: 1955195

Work Order: HN2504930
Date Collected: NA
Date Received: NA

MS | **CLIENT ID: Batch QC** | **Lab ID: QC-1955195-004**

Method: EPA 6020B **Dilution:** 1 **Analysis Date:** 04/17/25 19:40
Prep Date: 04/17/25 12:10

Analyte	Result	Units	MDL	MRL	Spike Amount	Spike Ref. Amount	% Rec	% Rec Limits	RPD	RPD Limit	Qual
Barium	0.102	mg/L	0.000570	0.00499	0.1	ND	102	75-125			
Beryllium	0.100	mg/L	0.000130	0.00199	0.1	0.000199	100	75-125			
Boron	0.500	mg/L	0.0154	0.0200	0.5	ND	99.7	75-125			
Cadmium	0.102	mg/L	0.000140	0.00199	0.1	0.000229	102	75-125			
Calcium	10.4	mg/L	0.221	0.500	10	ND	103	75-125			
Chromium	0.102	mg/L	0.000610	0.00499	0.1	0.000981	101	75-125			
Cobalt	0.103	mg/L	0.000270	0.00499	0.1	0.000372	103	75-125			
Lead	0.102	mg/L	0.000220	0.00499	0.1	0.000288	102	75-125			
Lithium	0.100	mg/L	0.00170	0.01000	0.1	ND	99.4	75-125			
Molybdenum	0.101	mg/L	0.000330	0.00499	0.1	0.00129	100	75-125			
Selenium	0.0972	mg/L	0.000480	0.00499	0.1	ND	97.0	75-125			
Thallium	0.0949	mg/L	0.000150	0.00499	0.1	0.000261	94.7	75-125			

MSD | **CLIENT ID: Batch QC** | **Lab ID: QC-1955195-005**

Method: EPA 6020B **Dilution:** 1 **Analysis Date:** 04/17/25 19:42
Prep Date: 04/17/25 12:10

Analyte	Result	Units	MDL	MRL	Spike Amount	Spike Ref. Amount	% Rec	% Rec Limits	RPD	RPD Limit	Qual
Antimony	0.102	mg/L	0.000420	0.00500	0.1	ND	102	75-125	0.510	20	
Arsenic	0.0996	mg/L	0.000190	0.00500	0.1	0.000366	99.2	75-125	0.806	20	
Barium	0.101	mg/L	0.000570	0.00500	0.1	ND	101	75-125	1.27	20	
Beryllium	0.0987	mg/L	0.000130	0.00200	0.1	0.000199	98.5	75-125	1.55	20	
Boron	0.496	mg/L	0.0154	0.0200	0.5	ND	98.8	75-125	0.899	20	
Cadmium	0.101	mg/L	0.000140	0.00200	0.1	0.000229	101	75-125	1.13	20	
Calcium	10.2	mg/L	0.221	0.500	10	ND	102	75-125	1.66	20	
Chromium	0.102	mg/L	0.000610	0.00500	0.1	0.000981	101	75-125	0.0894	20	
Cobalt	0.104	mg/L	0.000270	0.00500	0.1	0.000372	103	75-125	0.344	20	
Lead	0.101	mg/L	0.000220	0.00500	0.1	0.000288	101	75-125	0.506	20	
Lithium	0.0976	mg/L	0.00170	0.0100	0.1	ND	97.0	75-125	2.47	20	
Molybdenum	0.100	mg/L	0.000330	0.00500	0.1	0.00129	99.0	75-125	1.09	20	
Selenium	0.0997	mg/L	0.000480	0.00500	0.1	ND	99.5	75-125	2.53	20	
Thallium	0.0955	mg/L	0.000150	0.00500	0.1	0.000261	95.3	75-125	0.618	20	

The following samples were analyzed in this batch: HN2504930-001

QA/QC Report

Client: Civil & Environmental Consultants, Inc.
Project: 341-963 Sammis
Matrix: WATER
Batch: 1957669

Work Order: HN2504930
Date Collected: NA
Date Received: NA

Metals

MB | **CLIENT ID: Method Blank** | **Lab ID: QC-1957669-001**

Method: EPA 6020B | **Dilution:** 1 | **Analysis Date:** 04/21/25 19:52
Prep Date: 04/20/25 13:56

Analyte	Result	Units	MDL	MRL	Spike Amount	Spike Ref. Amount	% Rec	% Rec Limits	RPD	RPD Limit	Qual
Antimony, dissolved	ND	mg/L	0.000420	0.00500							U
Arsenic, dissolved	ND	mg/L	0.000190	0.00500							U
Barium, dissolved	ND	mg/L	0.000570	0.00500							U
Beryllium, dissolved	ND	mg/L	0.000130	0.00200							U
Cadmium, dissolved	ND	mg/L	0.000140	0.00200							U
Calcium, dissolved	ND	mg/L	0.221	0.500							U
Chromium, dissolved	ND	mg/L	0.000610	0.00500							U
Cobalt, dissolved	ND	mg/L	0.000270	0.00500							U
Lead, dissolved	ND	mg/L	0.000220	0.00500							U
Lithium, dissolved	ND	mg/L	0.00170	0.0100							U
Molybdenum, dissolved	ND	mg/L	0.000330	0.00500							U
Selenium, dissolved	ND	mg/L	0.000480	0.00500							U
Thallium, dissolved	ND	mg/L	0.000150	0.00500							U

LCS | **CLIENT ID: Laboratory Control Sample** | **Lab ID: QC-1957669-002**

Method: EPA 6020B | **Dilution:** 1 | **Analysis Date:** 04/21/25 19:54
Prep Date: 04/20/25 13:56

Analyte	Result	Units	MDL	MRL	Spike Amount	Spike Ref. Amount	% Rec	% Rec Limits	RPD	RPD Limit	Qual
Antimony, dissolved	0.110	mg/L	0.000420	0.00500	0.1		110	80-120			
Arsenic, dissolved	0.103	mg/L	0.000190	0.00500	0.1		103	80-120			
Barium, dissolved	0.107	mg/L	0.000570	0.00500	0.1		107	80-120			
Beryllium, dissolved	0.102	mg/L	0.000130	0.00200	0.1		102	80-120			
Cadmium, dissolved	0.107	mg/L	0.000140	0.00200	0.1		107	80-120			
Calcium, dissolved	10.5	mg/L	0.221	0.500	10		105	80-120			
Chromium, dissolved	0.102	mg/L	0.000610	0.00500	0.1		102	80-120			
Cobalt, dissolved	0.102	mg/L	0.000270	0.00500	0.1		102	80-120			
Lead, dissolved	0.106	mg/L	0.000220	0.00500	0.1		106	80-120			
Lithium, dissolved	0.103	mg/L	0.00170	0.0100	0.1		103	80-120			
Molybdenum, dissolved	0.105	mg/L	0.000330	0.00500	0.1		105	80-120			
Selenium, dissolved	0.103	mg/L	0.000480	0.00500	0.1		103	80-120			
Thallium, dissolved	0.102	mg/L	0.000150	0.00500	0.1		102	80-120			

MS | **CLIENT ID: Batch QC** | **Lab ID: QC-1957669-004**

Method: EPA 6020B | **Dilution:** 1 | **Analysis Date:** 04/21/25 19:57
Prep Date: 04/20/25 13:56

Analyte	Result	Units	MDL	MRL	Spike Amount	Spike Ref. Amount	% Rec	% Rec Limits	RPD	RPD Limit	Qual
Antimony, dissolved	0.104	mg/L	0.000420	0.00499	0.1	ND	104	75-125			
Arsenic, dissolved	0.0999	mg/L	0.000190	0.00499	0.1	0.000475	99.4	75-125			
Barium, dissolved	0.230	mg/L	0.000570	0.00499	0.1	0.128	101	75-125			
Beryllium, dissolved	0.0965	mg/L	0.000130	0.00199	0.1	ND	96.5	75-125			

QA/QC Report

Client:	Civil & Environmental Consultants, Inc.	**Work Order:**	HN2504930
Project:	341-963 Sammis	**Date Collected:**	NA
Matrix:	WATER	**Date Received:**	NA
Batch:	1957669		

MS **CLIENT ID: Batch QC** **Lab ID: QC-1957669-004**

Method: EPA 6020B **Dilution:** 1 **Analysis Date:** 04/21/25 19:57

Prep Date: 04/20/25 13:56

Analyte	Result	Units	MDL	MRL	Spike Amount	Spike Ref. Amount	% Rec	% Rec Limits	RPD	RPD Limit	Qual
Cadmium, dissolved	0.100	mg/L	0.000140	0.00199	0.1	ND	100	75-125			
Calcium, dissolved	114	mg/L	0.221	0.500	10	108	NC	75-125			O
Chromium, dissolved	0.0966	mg/L	0.000610	0.00499	0.1	ND	96.4	75-125			
Cobalt, dissolved	0.0951	mg/L	0.000270	0.00499	0.1	0.000650	94.5	75-125			
Lead, dissolved	0.101	mg/L	0.000220	0.00499	0.1	0.000463	101	75-125			
Lithium, dissolved	0.0997	mg/L	0.00170	0.01000	0.1	0.00215	97.6	75-125			
Molybdenum, dissolved	0.0998	mg/L	0.000330	0.00499	0.1	0.000421	99.4	75-125			
Selenium, dissolved	0.100	mg/L	0.000480	0.00499	0.1	0.00310	97.4	75-125			
Thallium, dissolved	0.0974	mg/L	0.000150	0.00499	0.1	ND	97.2	75-125			

MSD **CLIENT ID: Batch QC** **Lab ID: QC-1957669-005**

Method: EPA 6020B **Dilution:** 1 **Analysis Date:** 04/21/25 19:59

Prep Date: 04/20/25 13:56

Analyte	Result	Units	MDL	MRL	Spike Amount	Spike Ref. Amount	% Rec	% Rec Limits	RPD	RPD Limit	Qual
Antimony, dissolved	0.105	mg/L	0.000420	0.00500	0.1	ND	105	75-125	1.12	20	
Arsenic, dissolved	0.102	mg/L	0.000190	0.00500	0.1	0.000475	101	75-125	1.97	20	
Barium, dissolved	0.230	mg/L	0.000570	0.00500	0.1	0.128	101	75-125	0.0345	20	
Beryllium, dissolved	0.0994	mg/L	0.000130	0.00200	0.1	ND	99.4	75-125	2.97	20	
Cadmium, dissolved	0.103	mg/L	0.000140	0.00200	0.1	ND	103	75-125	2.57	20	
Calcium, dissolved	114	mg/L	0.221	0.500	10	108	NC	75-125	0.542	20	O
Chromium, dissolved	0.0983	mg/L	0.000610	0.00500	0.1	ND	98.1	75-125	1.76	20	
Cobalt, dissolved	0.0966	mg/L	0.000270	0.00500	0.1	0.000650	96.0	75-125	1.56	20	
Lead, dissolved	0.104	mg/L	0.000220	0.00500	0.1	0.000463	104	75-125	2.73	20	
Lithium, dissolved	0.102	mg/L	0.00170	0.0100	0.1	0.00215	100	75-125	2.73	20	
Molybdenum, dissolved	0.102	mg/L	0.000330	0.00500	0.1	0.000421	101	75-125	1.97	20	
Selenium, dissolved	0.102	mg/L	0.000480	0.00500	0.1	0.00310	98.8	75-125	1.44	20	
Thallium, dissolved	0.0993	mg/L	0.000150	0.00500	0.1	ND	99.2	75-125	1.94	20	

The following samples were analyzed in this batch: HN2504930-001

QA/QC Report

Client:	Civil & Environmental Consultants, Inc.	**Work Order:**	HN2504930
Project:	341-963 Sammis	**Date Collected:**	NA
Matrix:	WATER	**Date Received:**	NA
Batch:	1961840		

Metals

MB | **CLIENT ID: Method Blank** | **Lab ID: QC-1961840-001**

Method: EPA 6020B **Dilution:** 1 **Analysis Date:** 04/23/25 18:04

Prep Date: 04/23/25 14:21

Analyte	Result	Units	MDL	MRL	Spike Amount	Spike Ref. Amount	% Rec	% Rec Limits	RPD	RPD Limit	Qual
Boron, dissolved	ND	mg/L	0.0154	0.0200							U

LCS | **CLIENT ID: Laboratory Control Sample** | **Lab ID: QC-1961840-002**

Method: EPA 6020B **Dilution:** 1 **Analysis Date:** 04/23/25 18:06

Prep Date: 04/23/25 14:21

Analyte	Result	Units	MDL	MRL	Spike Amount	Spike Ref. Amount	% Rec	% Rec Limits	RPD	RPD Limit	Qual
Boron, dissolved	0.483	mg/L	0.0154	0.0200	0.5		96.6	80-120			

MS | **CLIENT ID: SMMS-MW-12S-041525** | **Lab ID: QC-1961840-004**

Method: EPA 6020B **Dilution:** 1 **Analysis Date:** 04/23/25 18:09

Prep Date: 04/23/25 14:21

Analyte	Result	Units	MDL	MRL	Spike Amount	Spike Ref. Amount	% Rec	% Rec Limits	RPD	RPD Limit	Qual
Boron, dissolved	0.651	mg/L	0.0154	0.0200	0.5	0.161	98.0	75-125			

MSD | **CLIENT ID: SMMS-MW-12S-041525** | **Lab ID: QC-1961840-005**

Method: EPA 6020B **Dilution:** 1 **Analysis Date:** 04/23/25 18:11

Prep Date: 04/23/25 14:21

Analyte	Result	Units	MDL	MRL	Spike Amount	Spike Ref. Amount	% Rec	% Rec Limits	RPD	RPD Limit	Qual
Boron, dissolved	0.677	mg/L	0.0154	0.0200	0.5	0.161	103	75-125	3.85	20	

The following samples were analyzed in this batch: HN2504930-001

Subcontracted Analytical Parameters

GEL Laboratories LLC
a member of The GEL Group INC

2040 Savage Road | Charleston, SC 29407
843.556.8171

gel.com

May 01, 2025

Jodi Blouw
ALS Group USA, Corp
3352 128th Ave
Holland, Michigan 49424

Re: Holland - Blouw L2
Work Order: 720262

Dear Jodi Blouw:

GEL Laboratories, LLC (GEL) appreciates the opportunity to provide the enclosed analytical results for the sample(s) we received on April 18, 2025. This original data report has been prepared and reviewed in accordance with GEL's standard operating procedures.

The sample was delivered with proper chain of custody documentation and signatures. All sample containers arrived without any visible signs of tampering or breakage. Upon receipt at GEL, it was noted that both containers for sample ID: SMMS-MW-12S-041525 were out of pH specifications for analysis with pH>2. GEL's receiving team added nitric acid preservative to the samples and placed them under a 24 hour hold prior to analysis*720262001(SMMS-MW-12S-041525)*.

Test results for NELAP or ISO 17025 accredited tests are verified to meet the requirements of those standards, with any exceptions noted. The results reported relate only to the items tested and to the sample as received by the laboratory. These results may not be reproduced except as full reports without approval by the laboratory. Copies of GEL's accreditations and certifications can be found on our website at www.gel.com.

Our policy is to provide high quality, personalized analytical services to enable you to meet your analytical needs on time every time. We trust that you will find everything in order and to your satisfaction. If you have any questions, please do not hesitate to call me at (843) 556-8171, ext. 4422.

Sincerely,

A. Melendrez

Adrian Melendrez for
Jacob Crook
Project Manager

Purchase Order: HN2504930
Chain of Custody: HN2504930
Enclosures

GEL LABORATORIES LLC

2040 Savage Road Charleston SC 29407 - (843) 556-8171 - www.gel.com

Certificate of Analysis Report
for

ALSE001 ALS Environmental

Client SDG: 720262 GEL Work Order: 720262

The Qualifiers in this report are defined as follows:

* A quality control analyte recovery is outside of specified acceptance criteria

** Analyte is a Tracer compound

** Analyte is a surrogate compound

U Analyte was analyzed for, but not detected above the MDL, MDA, MDC or LOD.

Where the analytical method has been performed under NELAP certification, the analysis has met all of the requirements of the NELAC standard unless qualified on the Certificate of Analysis.

The designation ND, if present, appears in the result column when the analyte concentration is not detected above the limit as defined in the 'U' qualifier above.

This data report has been prepared and reviewed in accordance with GEL Laboratories LLC standard operating procedures. Please direct any questions to your Project Manager, Jacob Crook.

Reviewed by A. Melendez

GEL LABORATORIES LLC

2040 Savage Road Charleston SC 29407 - (843) 556-8171 - www.gel.com

Certificate of Analysis

Company : ALS Group USA, Corp
Address : 3352 128th Ave

Holland, Michigan 49424 — Report Date: May 1, 2025

Contact: Jodi Blouw
Project: Holland - Blouw L2

Client Sample ID: SMMS-MW-12S-041525
Sample ID: 720262001
Matrix: Ground Water
Collect Date: 15-APR-25
Receive Date: 18-APR-25
Collector: Client

Project: ALSE00923
Client ID: ALSE001

Parameter	Qualifier	Result	Uncertainty	MDC	TPU	RL	Units	PF	DF	Analyst	Date	Time	Batch	Mtd.
Rad Gas Flow Proportional Counting														
GFPC Ra228, Liquid "As Received"														
Radium-228		1.69	+/-1.01	1.46	+/-1.10	3.00	pCi/L			JE1	04/23/25	0850	2783980	1
Rad Radium-226														
Lucas Cell, Ra226, Liquid "As Received"														
Radium-226		0.620	+/-0.465	0.611	+/-0.475	1.00	pCi/L			RS2	04/29/25	1019	2784330	2

The following Analytical Methods were performed

Method	Description
1	EPA 904.0/SW846 9320 Modified
2	EPA 903.1 Modified

Surrogate/Tracer Recovery	Test	Batch ID	Recovery%	Acceptable Limits
Barium-133 Tracer	GFPC Ra228, Liquid "As Received"	2783980	87.9	(15%-125%)

Notes:

The MDC is a sample specific MDC.
TPU and Counting Uncertainty are calculated at the 95% confidence level (1.96-sigma).

Column headers are defined as follows:

DF: Dilution Factor
DL: Detection Limit
Lc/LC: Critical Level
MDA: Minimum Detectable Activity
MDC: Minimum Detectable Concentration
Mtd.: Method
PF: Prep Factor
RL: Reporting Limit
TPU: Total Propagated Uncertainty

QC Summary

Report Date: May 1, 2025
Page 1 of 2

Client : **ALS Group USA, Corp**
3352 128th Ave

Holland, Michigan

Contact: **Jodi Blouw**

Workorder: **720262**

Parmname	NOM	Sample	Qual	QC	Units	RPD%	REC%	Range	Anlst	Date Time
Rad Gas Flow										
Batch 2783980										
QC1206075684 720262001 DUP										
Radium-228		1.69	U	1.28	pCi/L	27.2		(0% - 100%)	JE1	04/23/2508:50
	Uncert:	+/-1.01		+/-0.960						
	TPU:	+/-1.10		+/-1.02						
QC1206075685 LCS										
Radium-228	28.1			32.3	pCi/L		115	(75%-125%)	JE1	04/23/2508:52
	Uncert:			+/-1.90						
	TPU:			+/-8.74						
QC1206075683 MB										
Radium-228				0.750	pCi/L				JE1	04/23/2510:42
	Uncert:			+/-0.488						
	TPU:			+/-0.527						
Rad Ra-226										
Batch 2784330										
QC1206076436 718520001 DUP										
Radium-226	U	0.454		0.738	pCi/L	47.6		(0% - 100%)	RS2	04/29/2510:19
	Uncert:	+/-0.438		+/-0.466						
	TPU:	+/-0.447		+/-0.492						
QC1206076438 LCS										
Radium-226	27.3			30.4	pCi/L		111	(75%-125%)	RS2	04/29/2510:19
	Uncert:			+/-2.66						
	TPU:			+/-7.33						
QC1206076435 MB										
Radium-226			U	0.208	pCi/L				RS2	04/29/2510:19
	Uncert:			+/-0.294						
	TPU:			+/-0.296						
QC1206076437 718520001 MS										
Radium-226	135 U	0.454		152	pCi/L		113	(75%-125%)	RS2	04/29/2510:19
	Uncert:	+/-0.438		+/-14.3						
	TPU:	+/-0.447		+/-28.4						

Notes:

TPU and Counting Uncertainty are calculated at the 95% confidence level (1.96-sigma).

The Qualifiers in this report are defined as follows:

U	Analyte was analyzed for, but not detected above the MDL, MDA, MDC or LOD.
J	Value is estimated
X	Consult Case Narrative, Data Summary package, or Project Manager concerning this qualifier
H	Analytical holding time was exceeded
<	Result is less than value reported
>	Result is greater than value reported

QC Summary

Workorder: **720262**

Parmname	NOM	Sample	Qual	QC	Units	RPD%	REC%	Range	Anlst	Date Time

UI	Gamma Spectroscopy--Uncertain identification
BD	Results are either below the MDC or tracer recovery is low
h	Preparation or preservation holding time was exceeded
R	Sample results are rejected
^	RPD of sample and duplicate evaluated using +/-RL. Concentrations are <5X the RL. Qualifier Not Applicable for Radiochemistry.
N/A	RPD or %Recovery limits do not apply.
ND	Analyte concentration is not detected above the detection limit
M	M if above MDC and less than LLD
NJ	Consult Case Narrative, Data Summary package, or Project Manager concerning this qualifier
FA	Failed analysis.
UJ	Gamma Spectroscopy--Uncertain identification
Q	One or more quality control criteria have not been met. Refer to the applicable narrative or DER.
K	Analyte present. Reported value may be biased high. Actual value is expected to be lower.
UL	Not considered detected. The associated number is the reported concentration, which may be inaccurate due to a low bias.
L	Analyte present. Reported value may be biased low. Actual value is expected to be higher.
N1	See case narrative
Y	Other specific qualifiers were required to properly define the results. Consult case narrative.
**	Analyte is a Tracer compound
M	REMP Result > MDC/CL and < RDL
x	Subaliquot was taken. See Case Narrative for details.

N/A indicates that spike recovery limits do not apply when sample concentration exceeds spike conc. by a factor of 4 or more or %RPD not applicable.
** Indicates analyte is a surrogate/tracer compound.
^ The Relative Percent Difference (RPD) obtained from the sample duplicate (DUP) is evaluated against the acceptence criteria when the sample is greater than five times (5X) the contract required detection limit (RL). In cases where either the sample or duplicate value is less than 5X the RL, a control limit of +/- the RL is used to evaluate the DUP result.
For PS, PSD, and SDILT results, the values listed are the measured amounts, not final concentrations.

Where the analytical method has been performed under NELAP certification, the analysis has met all of the requirements of the NELAC standard unless qualified on the QC Summary.

ALS Group USA, Corp.
3352 128th Ave Holland Michigan 49424 United States
T+1 616 399 6070 | F

right solutions. right partner.

720262

Subcontract Chain of Custody

SAMPLING STATE:

COC ID: HN2504930

Subcontract To:
GEL Laboratories - Charleston, SC TEL: (843) 556-8171
2040 Savage Road FAX: (866) 624-0132
Charleston South Carolina 29407

Due Date: 05/09/2025
Analysis Report Format: ALS Standard – Level II
Electronic Data Deliverable: ERM_EQUIS_CAN

Customer Information		Project Information		Parameter/Method Request for Analysis	
Purchase Order		Project Name	Civil & Environmental Consultants, Inc.	A	EPA 903.1 Mod - Radium-226 (EXT SUB)
Work Order	HN2504930			B	EPA 904.0 - Radium-228 (EXT SUB)
Company Name	Holland - Environmental	Bill To Company	Holland - Environmental	C	
Send Report To	Jodi Blouw	Inv Attn	Accounts Payable	D	
Address	3352 128th Ave	Address	3352 128th Ave	E	
				F	
City/State/Zip	Holland MI 49424	City/State/Zip	Holland MI 49424	G	
Phone	+1 616 399 6070	Phone	+1 616 399 6070	H	
Fax		Fax		I	
Email Address	jodi.blouw@alsglobal.com			J	

ALS Sample ID	Client Sample ID	Matrix	Collection Date	Bottle	A	B	C	D	E	F	G	H	I	J
HN2504930-001	SMMS-MW-12S-041525	Groundwater	04/15/2025 10:14	001-AD	x									
HN2504930-001	SMMS-MW-12S-041525	Groundwater	04/15/2025 10:14	001-AE		x								

Relinquished by	Date Time	Received by	Date Time
[signature]	4-17-25	[signature]	4/18/25 9:45
Relinquished by	Date Time	Received by	Date Time
Sampled by			

Cooler ID's

GEL Laboratories LLC

SAMPLE RECEIPT & REVIEW FORM

Client: ALSE

SDG/AR/COC/Work Order: 720262

Received By: QG

Date Received at GEL: 4/18/25

GEL PM:

Carrier (Circle Applicable)
FedEx Express FedEx Ground UPS Field Services Courier Client Other:

IR Temp gun # IR1-23 Daily Calibration Performed? Y N

Tracking Number	Temp (C)	If over 6 °C, check if samples do not require cold preservation (ie radiochem only).	Tracking Number	Temp (C)	If over 6 °C, check if samples do not require cold preservation (ie radiochem only).
4300 9604 9597	20c	rchem			

Suspected Hazard Information	Yes	No	*If Net Counts > 100cpm on samples not marked "radioactive", contact the Radiation Safety Group for further investigation.
A)Shipped as a DOT Hazardous?		✓	Hazard Class Shipped: UN#: If UN2910, Is the Radioactive Shipment Survey Compliant? Yes___ No___
B) Did the client designate the samples are to be received as radioactive?		✓	COC notation or radioactive stickers on containers equal client designation.
C) Did the RSO classify the samples as radioactive?		✓	Maximum Net Counts Observed* (Observed Counts - Area Background Counts): 0 CPM / mR/Hr Classified as: Rad 1 Rad 2 Rad 3
D) Are there any sample hazards to document?		✓	If yes, select Hazards below. PCBs Flammable Foreign Soil RCRA Asbestos Beryllium Corrosive Other:
E) Was a SDS received and reviewed by Lab Safety?		✓	Circle Applicable: See additional Comments below. No additional comments needed after review.

	Sample Receipt Criteria	Yes	NA	No	Comments/Qualifiers (Required for Non-Conforming Items)
1	Shipping containers received intact and sealed?	✓			Circle Applicable: Direct client dropoff Seals broken Damaged container Leaking container Other (describe)
2	Chain of custody documents included with shipment?	✓			Circle Applicable: Client contacted and provided COC COC created upon receipt
3	If there are samples requiring cold preservation, did they arrive within (0 < 6 °C)?		✓		Preservation Method: Wet Ice Ice Packs Dry Ice None Other: *all temperatures recorded next to tracking numbers are in Celcius
4	Sample containers intact and sealed?	✓			Circle Applicable: Seals broken Damaged container Leaking container Other (describe)
5	Samples requiring chemical preservation at proper pH?			✓	Preserved per COC request or list Sample IDs and Containers Affected: SMM5-MW-125-041525(2) If Preservation added, Lot#: 250317BP
6	Do any samples require Volatile Analysis? (If yes, answer all three additional questions.)			✓	If Yes, are Encores or Soil Kits present? Yes___ No___ (If yes, take to VOA Freezer) Do liquid VOA vials contain acid preservation? Yes___ No___ NA___ (If unknown, select No) Are liquid VOA vials free of headspace? Yes___ No___ NA___ Sample IDs and containers affected:
7	Samples received within holding time?	✓			IDs and tests affected:
8	Sample IDs on COC match IDs on bottles?	✓			IDs and containers affected:
9	Date & time on COC match date & time on bottles?	✓			Circle Applicable: No dates on containers No times on containers COC missing info Other (describe)
10	Number of containers received match number indicated on COC?	✓			Circle Applicable: No container count on COC Missing Container (provide details) Other (describe)
11	Are sample containers identifiable as GEL provided by use of GEL labels?	✓			
12	COC form is properly signed in relinquished/received sections?	✓			Circle Applicable: Not relinquished Other (describe)

Comments:

PM (or PMA) review: Initials AM Date 4/21/25

☐ Continuation Form Required when selected

List of current GEL Certifications as of 01 May 2025

State	Certification
Alabama	42200
Alaska	17-018
Alaska Drinking Water	SC00012
Arkansas	88-00651
CLIA	42D0904046
California	2940
Colorado	SC00012
Connecticut	PH-0169
DoD ELAP/ ISO17025 A2LA	2567.01
Florida NELAP	E87156
Foreign Soils Permit	525-24-281-19660
Georgia	SC00012
Georgia SDWA	967
Hawaii	SC00012
Idaho	SC00012
Illinois NELAP	200029
Indiana	C-SC-01
Kansas NELAP	E-10332
Kentucky SDWA	KY90129
Kentucky Wastewater	KY90129
Louisiana Drinking Water	LA024
Louisiana NELAP	03046 (AI33904)
Maine	2023019
Maryland	270
Massachusetts	M-SC012
Massachusetts PFAS Approv	Letter
Michigan	9976
Mississippi	SC00012
Nebraska	NE-OS-26-13
Nevada	NV-C24-00175
New Hampshire NELAP	205424
New Jersey NELAP	SC002
New Mexico	SC00012
New York NELAP	11501
North Carolina	233
North Carolina SDWA	45709
North Dakota	R-158
Oklahoma	2023-152
Pennsylvania NELAP	68-00485
Puerto Rico	SC00012
S. Carolina Radiochem	10120002
Sanitation Districts of L	9255651
South Carolina Chemistry	10120001
Tennessee	TN 02934
Texas NELAP	T104704235
Utah NELAP	SC000122024-45
Vermont	VT87156
Virginia NELAP	460202
Washington	C780

Product: **GFPC Ra228, Liquid**
Analytical Method: EPA 904.0/SW846 9320 Modified
Analytical Procedure: GL-RAD-A-063 REV# 5
Analytical Batch: 2783980

The following samples were analyzed using the above methods and analytical procedure(s).

GEL Sample ID#	Client Sample Identification
720262001	SMMS-MW-12S-041525
1206075683	Method Blank (MB)
1206075684	720262001(SMMS-MW-12S-041525) Sample Duplicate (DUP)
1206075685	Laboratory Control Sample (LCS)

The samples in this SDG were analyzed on an "as received" basis.

Data Summary:

All sample data provided in this report met the acceptance criteria specified in the analytical methods and procedures for initial calibration, continuing calibration, instrument controls and process controls where applicable, with the following exceptions.

Quality Control (QC) Information

Method Blank Criteria
The blank result (See Below) is greater than the MDC but less than the required detection limit.

Sample	Analyte	Value
1206075683 (MB)	Radium-228	Result: 0.750 pCi/L > MDA: 0.738 pCi/L <= RDL: 3.00 pCi/L

Technical Information

Recounts
Sample 1206075683 (MB) was recounted due to a suspected blank false positive. The recount is reported.

Product: **Lucas Cell, Ra226, Liquid**
Analytical Method: EPA 903.1 Modified
Analytical Procedure: GL-RAD-A-008 REV# 15
Analytical Batch: 2784330

The following samples were analyzed using the above methods and analytical procedure(s).

GEL Sample ID#	Client Sample Identification
720262001	SMMS-MW-12S-041525
1206076435	Method Blank (MB)

1206076436	718520001(NonSDG) Sample Duplicate (DUP)
1206076437	718520001(NonSDG) Matrix Spike (MS)
1206076438	Laboratory Control Sample (LCS)

The samples in this SDG were analyzed on an "as received" basis.

Data Summary:

All sample data provided in this report met the acceptance criteria specified in the analytical methods and procedures for initial calibration, continuing calibration, instrument controls and process controls where applicable, with the following exceptions.

Miscellaneous Information

Additional Comments
The matrix spike, 1206076437 (Non SDG 718520001MS), aliquot was reduced to conserve sample volume.

Certification Statement

Where the analytical method has been performed under NELAP certification, the analysis has met all of the requirements of the NELAC standard unless otherwise noted in the analytical case narrative.

right solutions.
right partner.

May 19, 2025

Robert Eaton
Civil & Environmental Consultants, Inc.
700 Cherrington Parkway
Moon Township, PA 15108

Work Order: **HN2505072**

Re: **341-963 Sammis**

Dear Robert,
Enclosed are the results of the sample(s) submitted to our laboratory.

The analytical data provided relates directly to the samples received by ALS Environmental - Holland and for only the analyses requested.

Sample results are compliant with industry accepted practices and Quality Control results achieved laboratory specifications. Any exceptions are noted in the Case Narrative, or noted with qualifiers in the report or QC batch information. Should this laboratory report need to be reproduced, it should be reproduced in full unless written approval has been obtained from ALS Environmental. Samples will be disposed in 30 days unless storage arrangements are made.

If you have any questions regarding this report, please feel free to contact me:
ADDRESS: 3352 128th Avenue, Holland, MI, USA PHONE: +1 (616) 399-6070 FAX: +1 (616) 399-6185

Jodi Blouw
/S/ JODI BLOUW

Project Manager

Client: Civil & Environmental Consultants, Inc. **Work Order:** HN2505072
Project: 341-963 Sammis **Date Received:** 18-Apr-2025

CASE NARRATIVE

All analyses were performed consistent with the quality assurance program of ALS Environmental. This report contains analytical results for samples for the Tier II level requested by the client.

Sample Receipt

7 groundwater samples were received for analysis at ALS Environmental on 18-Apr-2025. Any discrepancies upon initial sample inspection are annotated on the sample receipt and preservation form included within this report. The samples were stored at minimum in accordance with the analytical method requirements.

Inorganics

EPA 9056A (High)

Batch ID: 3083309

HN2505072-001: The reporting limit is elevated due to dilution for high concentrations of non-target analytes.

SAMPLE DETECTION SUMMARY

This form includes only detections above the reporting limits.

For a full listing of sample results, continue to the Sample Results section of this Report.

CLIENT ID: SMMS-MW-3-041625 — **Lab ID: HN2505072-001**

Analyte	Results	Flag	MDL	MRL	Units	Method
Alkalinity as CaCO3	88.8		1.43	2.00	mg/L	SM 2320 B-2011
Arsenic	0.000623	J	0.000190	0.00499	mg/L	EPA 6020B
Barium	0.0348		0.000570	0.00499	mg/L	EPA 6020B
Barium, dissolved	0.0370		0.000570	0.00499	mg/L	EPA 6020B
Boron	0.0734		0.0154	0.0200	mg/L	EPA 6020B
Boron, dissolved	0.0705		0.0154	0.0200	mg/L	EPA 6020B
Calcium	42.0		0.221	0.500	mg/L	EPA 6020B
Calcium, dissolved	44.1		0.221	0.500	mg/L	EPA 6020B
Chloride	36.6		4.96	16.0	mg/L	EPA 9056A
Chromium	0.00207	J	0.000610	0.00499	mg/L	EPA 6020B
Fluoride	1.47	J	1.07	1.60	mg/L	EPA 9056A
Lithium	0.00236	J	0.00170	0.01000	mg/L	EPA 6020B
Lithium, dissolved	0.00210	J	0.00170	0.01000	mg/L	EPA 6020B
Molybdenum	0.00103	J	0.000330	0.00499	mg/L	EPA 6020B
Molybdenum, dissolved	0.000539	J	0.000330	0.00499	mg/L	EPA 6020B
Residue-filterable (TDS)	257		36.9	50.0	mg/L	SM 2540 C-2015
Sulfate	63.7		3.04	16.0	mg/L	EPA 9056A

CLIENT ID: SMMS-MW-15-041625 — **Lab ID: HN2505072-002**

Analyte	Results	Flag	MDL	MRL	Units	Method
Alkalinity as CaCO3	95.8		1.43	2.00	mg/L	SM 2320 B-2011
Barium	0.0298		0.000570	0.00499	mg/L	EPA 6020B
Barium, dissolved	0.0318		0.000570	0.00499	mg/L	EPA 6020B
Boron	0.162		0.0154	0.0200	mg/L	EPA 6020B
Boron, dissolved	0.149		0.0154	0.0200	mg/L	EPA 6020B
Calcium	45.0		0.221	0.500	mg/L	EPA 6020B
Calcium, dissolved	47.5		0.221	0.500	mg/L	EPA 6020B
Chloride	37.5		3.10	10.0	mg/L	EPA 9056A
Chromium	0.00101	J	0.000610	0.00499	mg/L	EPA 6020B
Cobalt	0.000485	J	0.000270	0.00499	mg/L	EPA 6020B
Cobalt, dissolved	0.000418	J	0.000270	0.00499	mg/L	EPA 6020B
Fluoride	0.494		0.0670	0.100	mg/L	EPA 9056A
Lead, dissolved	0.00108	J	0.000220	0.00499	mg/L	EPA 6020B
Lithium	0.00258	J	0.00170	0.01000	mg/L	EPA 6020B
Lithium, dissolved	0.00239	J	0.00170	0.01000	mg/L	EPA 6020B
Residue-filterable (TDS)	267		36.9	50.0	mg/L	SM 2540 C-2015
Sulfate	67.5		1.90	10.0	mg/L	EPA 9056A

CLIENT ID: SMMS-MW-1-041625 — **Lab ID: HN2505072-003**

Analyte	Results	Flag	MDL	MRL	Units	Method
Alkalinity as CaCO3	119		1.43	2.00	mg/L	SM 2320 B-2011

SAMPLE DETECTION SUMMARY

This form includes only detections above the reporting limits.

For a full listing of sample results, continue to the Sample Results section of this Report.

CLIENT ID: SMMS-MW-1-041625 — **Lab ID: HN2505072-003**

Analyte	Results	Flag	MDL	MRL	Units	Method
Arsenic	0.000363	J	0.000190	0.00499	mg/L	EPA 6020B
Arsenic, dissolved	0.000264	J	0.000190	0.00499	mg/L	EPA 6020B
Barium	0.0367		0.000570	0.00499	mg/L	EPA 6020B
Barium, dissolved	0.0394		0.000570	0.00499	mg/L	EPA 6020B
Boron	0.0705		0.0154	0.0200	mg/L	EPA 6020B
Boron, dissolved	0.0650		0.0154	0.0200	mg/L	EPA 6020B
Calcium	43.7		0.221	0.500	mg/L	EPA 6020B
Calcium, dissolved	46.7		0.221	0.500	mg/L	EPA 6020B
Chloride	34.6		3.10	10.0	mg/L	EPA 9056A
Fluoride	0.340		0.0670	0.100	mg/L	EPA 9056A
Molybdenum	0.000373	J	0.000330	0.00499	mg/L	EPA 6020B
Molybdenum, dissolved	0.000461	J	0.000330	0.00499	mg/L	EPA 6020B
Residue-filterable (TDS)	257		36.9	50.0	mg/L	SM 2540 C-2015
Sulfate	60.4		1.90	10.0	mg/L	EPA 9056A

CLIENT ID: SMMS-MW-13BR-041625 — **Lab ID: HN2505072-004**

Analyte	Results	Flag	MDL	MRL	Units	Method
Alkalinity as CaCO3	281		1.43	2.00	mg/L	SM 2320 B-2011
Arsenic	0.00308	J	0.000190	0.00499	mg/L	EPA 6020B
Arsenic, dissolved	0.00286	J	0.000190	0.00499	mg/L	EPA 6020B
Barium	0.0616		0.000570	0.00499	mg/L	EPA 6020B
Barium, dissolved	0.0624		0.000570	0.00499	mg/L	EPA 6020B
Boron	0.242		0.0154	0.0200	mg/L	EPA 6020B
Boron, dissolved	0.228		0.0154	0.0200	mg/L	EPA 6020B
Calcium	3.46		0.221	0.500	mg/L	EPA 6020B
Calcium, dissolved	3.40		0.221	0.500	mg/L	EPA 6020B
Chloride	43.0		3.10	10.0	mg/L	EPA 9056A
Chromium	0.000628	J	0.000610	0.00499	mg/L	EPA 6020B
Fluoride	1.55		0.0670	0.100	mg/L	EPA 9056A
Lithium	0.00552	J	0.00170	0.01000	mg/L	EPA 6020B
Lithium, dissolved	0.00613	J	0.00170	0.01000	mg/L	EPA 6020B
Molybdenum	0.00249	J	0.000330	0.00499	mg/L	EPA 6020B
Molybdenum, dissolved	0.00253	J	0.000330	0.00499	mg/L	EPA 6020B
Residue-filterable (TDS)	397		36.9	50.0	mg/L	SM 2540 C-2015
Sulfate	1.94		0.190	1.00	mg/L	EPA 9056A

CLIENT ID: SMMS-MW-4-041625 — **Lab ID: HN2505072-005**

Analyte	Results	Flag	MDL	MRL	Units	Method
Alkalinity as CaCO3	101		1.43	2.00	mg/L	SM 2320 B-2011
Arsenic	0.000194	J	0.000190	0.00499	mg/L	EPA 6020B
Barium	0.0342		0.000570	0.00499	mg/L	EPA 6020B

SAMPLE DETECTION SUMMARY

This form includes only detections above the reporting limits.

For a full listing of sample results, continue to the Sample Results section of this Report.

CLIENT ID: SMMS-MW-4-041625			Lab ID: HN2505072-005			
Analyte	**Results**	**Flag**	**MDL**	**MRL**	**Units**	**Method**
Barium, dissolved	0.0377		0.000570	0.00499	mg/L	EPA 6020B
Boron	0.145		0.0154	0.0200	mg/L	EPA 6020B
Boron, dissolved	0.133		0.0154	0.0200	mg/L	EPA 6020B
Calcium	45.4		0.221	0.500	mg/L	EPA 6020B
Calcium, dissolved	48.4		0.221	0.500	mg/L	EPA 6020B
Chloride	37.5		3.10	10.0	mg/L	EPA 9056A
Chromium	0.00127	J	0.000610	0.00499	mg/L	EPA 6020B
Chromium, dissolved	0.00130	J	0.000610	0.00499	mg/L	EPA 6020B
Fluoride	0.362		0.0670	0.100	mg/L	EPA 9056A
Lithium	0.00224	J	0.00170	0.01000	mg/L	EPA 6020B
Lithium, dissolved	0.00218	J	0.00170	0.01000	mg/L	EPA 6020B
Molybdenum, dissolved	0.000367	J	0.000330	0.00499	mg/L	EPA 6020B
Residue-filterable (TDS)	257		36.9	50.0	mg/L	SM 2540 C-2015
Sulfate	68.0		1.90	10.0	mg/L	EPA 9056A

CLIENT ID: SMMS-MW-16-041625			Lab ID: HN2505072-006			
Analyte	**Results**	**Flag**	**MDL**	**MRL**	**Units**	**Method**
Alkalinity as CaCO3	141		1.43	2.00	mg/L	SM 2320 B-2011
Arsenic	0.0118		0.000190	0.00499	mg/L	EPA 6020B
Arsenic, dissolved	0.0196		0.000190	0.00499	mg/L	EPA 6020B
Barium	0.0482		0.000570	0.00499	mg/L	EPA 6020B
Barium, dissolved	0.0488		0.000570	0.00499	mg/L	EPA 6020B
Boron	0.119		0.0154	0.0200	mg/L	EPA 6020B
Boron, dissolved	0.110		0.0154	0.0200	mg/L	EPA 6020B
Calcium	145		0.221	0.500	mg/L	EPA 6020B
Calcium, dissolved	174		0.221	0.500	mg/L	EPA 6020B
Chloride	12.7		0.310	1.00	mg/L	EPA 9056A
Fluoride	0.373		0.0670	0.100	mg/L	EPA 9056A
Lithium	0.0175		0.00170	0.01000	mg/L	EPA 6020B
Lithium, dissolved	0.0167		0.00170	0.01000	mg/L	EPA 6020B
Molybdenum	0.00499		0.000330	0.00499	mg/L	EPA 6020B
Molybdenum, dissolved	0.00336	J	0.000330	0.00499	mg/L	EPA 6020B
Residue-filterable (TDS)	743		36.9	50.0	mg/L	SM 2540 C-2015
Sulfate	404		7.60	40.0	mg/L	EPA 9056A

CLIENT ID: SMMS-M-99A-041625			Lab ID: HN2505072-007			
Analyte	**Results**	**Flag**	**MDL**	**MRL**	**Units**	**Method**
Alkalinity as CaCO3	112		1.43	2.00	mg/L	SM 2320 B-2011
Arsenic, dissolved	0.000196	J	0.000190	0.00499	mg/L	EPA 6020B
Barium	0.0344		0.000570	0.00499	mg/L	EPA 6020B
Barium, dissolved	0.0537		0.000570	0.00499	mg/L	EPA 6020B

SAMPLE DETECTION SUMMARY

This form includes only detections above the reporting limits.

For a full listing of sample results, continue to the Sample Results section of this Report.

CLIENT ID: SMMS-M-99A-041625			Lab ID: HN2505072-007			
Analyte	**Results**	**Flag**	**MDL**	**MRL**	**Units**	**Method**
Boron	0.143		0.0154	0.0200	mg/L	EPA 6020B
Boron, dissolved	0.132		0.0154	0.0200	mg/L	EPA 6020B
Calcium	45.3		0.221	0.500	mg/L	EPA 6020B
Calcium, dissolved	46.5		0.221	0.500	mg/L	EPA 6020B
Chloride	39.8		3.10	10.0	mg/L	EPA 9056A
Chromium	0.000815	J	0.000610	0.00499	mg/L	EPA 6020B
Fluoride	0.366		0.0670	0.100	mg/L	EPA 9056A
Lithium	0.00227	J	0.00170	0.01000	mg/L	EPA 6020B
Lithium, dissolved	0.00212	J	0.00170	0.01000	mg/L	EPA 6020B
Molybdenum, dissolved	0.000333	J	0.000330	0.00499	mg/L	EPA 6020B
Residue-filterable (TDS)	267		36.9	50.0	mg/L	SM 2540 C-2015
Selenium, dissolved	0.000485	J	0.000480	0.00499	mg/L	EPA 6020B
Sulfate	69.7		1.90	10.0	mg/L	EPA 9056A

SAMPLE SUMMARY

Client: Civil & Environmental Consultants, Inc.
Project: 341-963 Sammis
Workorder: HN2505072

Laboratory Sample ID	Client Sample ID	Sample Matrix	Collection Date	Date Received
HN2505072-001	SMMS-MW-3-041625	GROUNDWATER	04/16/25 10:46	04/18/25 09:30
HN2505072-002	SMMS-MW-15-041625	GROUNDWATER	04/16/25 11:06	04/18/25 09:30
HN2505072-003	SMMS-MW-1-041625	GROUNDWATER	04/16/25 12:10	04/18/25 09:30
HN2505072-004	SMMS-MW-13BR-041625	GROUNDWATER	04/16/25 12:59	04/18/25 09:30
HN2505072-005	SMMS-MW-4-041625	GROUNDWATER	04/16/25 13:34	04/18/25 09:30
HN2505072-006	SMMS-MW-16-041625	GROUNDWATER	04/16/25 14:31	04/18/25 09:30
HN2505072-007	SMMS-M-99A-041625	GROUNDWATER	04/16/25 23:00	04/18/25 09:30

Chain of Custody Form

Page 1 of 1

☑ ALS Environmental
3352 128th Avenue
Holland, Michigan 49424
(Tel) 616.399.6070
(Fax) 616.399.6185

ALS Project Manager:	Jodi Blouw
ALS Work Order #:	

Customer Information		Project Information		Parameter/Method Request for Analysis	
Purchase Order		Project Name	Sammis Environmental Services	A	Tot. Metals (B,Ca,Sb,As,Ba,Be,Cd,Cr,Co,Pb,Li,Hg,Mo,Se,Tl,Mg,K,Na,Fe)
Work Order		Project Number	CEC25000-02	B	Diss. Metals (B,Ca,Sb,As,Ba,Be,Cd,Cr,Co,Pb,Li,Hg,Mo,Se,Tl,Mg,K,Na,Fe)
Company Name	FTS	Bill To Company	CEC	C	9056 - Chloride, Fluoride, Sulfate; 2320 - Tot. Alk.; 2540C - TDS
Send Report To	Angela Gatchie	Invoice Attn.	Robert Eaton	D	Rad 226 and 228
Address	200 3rd Ave	Address	700 Cherrington Pkwy	E	
				F	
City/State/Zip	Carnegie, PA 15106	City/State/Zip	Moon Twp, PA 15108	G	
Phone	412-428-9411	Phone	412-249-2378	H	DV 4-16-25
Fax		Fax		I	
e-Mail Address	agatchie@f-ts.com			J	

No.	Sample Description	Date	Time	Matrix	Pres. Key Numbers	# Bottles	A	B	C	D	E	F	G	H	I	J	Hold
1	SMMS-MW-3-041625	04/16/25	1046	GW	2	5	1	1	1	2							
2	SMMS-MW-15-041625	04/16/25	1106	GW	2	5	1	1	1	2							
3	SMMS-MW-1-041625	04/16/25	1210	GW	2	5	1	1	1	2							
4	SMMS-MW-13BR-041625	04/16/25	1259	GW	2	5	1	1	1	2							
5	SMMS-MW-4-041625	04/16/25	1334	GW	2	5	1	1	1	2							
6	SMMS-MW-16-041625	04/16/25	1431	GW	2	5	1	1	1	2							
7	SMMS-M-99A-041625	04/16/25	2300	GW	2	5	1	1	1	2							
8																	
9							DV	4-16-25									
10																	

Environmental Division
Holland
Work Order Reference
HN2505072

Telephone : +1 616 399 6070

Page 8 of 62

Sampler(s): Please Print & Sign: Dakota VanRyn, Connor Wink	Shipment Method: FTS	Turnaround Time: (Business Days) ☐ 10 BD ☐ 5 BD ☐ 3 BD ☐ 2 BD ☐ 1 BD ☒ Other STD	Results Due Date:

Relinquished by:	Date:	Time:	Received by:	Date:	Time:	Notes:
[signature]	04/16/25	1820	[signature]	04/16/25	1820	
Relinquished by: [signature]	Date: 04/17/25	Time: 0931	Received by (Laboratory): [signature] ALS	Date: 4-17-25	Time: 1035	
Logged by (Laboratory): [signature] ALS	Date: 4-17-25	Time: 1700	Checked by (Laboratory): [signature]	4-18-25		

ALS Cooler ID	Cooler Temp	QC Package: (Check Box Below)	
	1.6	☐ Level II: Standard QC	☐ Level III: Raw Data
	1.6	☐ TRRP LRC	☐ TRRP Level IV
	5041	☐ Level IV: SW846 Methods/CLP like	
		☐ Other:	

Preservative Key: 1-HCl 2-HNO_3 3-H_2SO_4 4-NaOH 5-$Na_2S_2O_3$ 6-$NaHSO_4$ 7-Other 8-4°C

Note: Any changes must be made in writing once samples and COC Form have been submitted to ALS.

Copyright 2016 by ALS Environmental

ALS Holland Sample Receiving Checklist

Received by:	
Date/Time:	4-18-25 930
Carrier Name:	Fedex
Shipping container/cooler in good condition?	Yes / No / Not Present
Custody seals intact on shipping container/cooler?	Yes / No / Not Present
Custody seals intact on sample bottles?	Yes / No / Not Present
Chain of Custody present?	Yes / No
COC signed when relinquished and received?	Yes / No
COC agrees with sample labels?	Yes / No
Samples in proper container/bottle?	Yes / No
Sample containers intact?	Yes / No
Sufficient sample volume for indicated test?	Yes / No
All samples received within holding time?	Yes / No
Container/Temp Blank temperature in compliance?	Yes / No
Temperature(s) (°C):	1.6/1.6
Thermometer(s):	8L6
Sample(s) received on ice?	Yes / No
Matrix/Matrices:	water
Cooler(s)/Kit(s):	
Date/Time sample(s) sent to storage:	4-18-25
Water – VOA vials have zero headspace?	Yes / No / No Vials
Water – pH acceptable upon receipt?	Yes / No / N/A
pH strip lot #: _____	< 2 _____ > 12 _____ Other _____
pH adjusted (note adjustments below)?	Yes / No / N/A
pH adjusted by:	

Login Notes:

HN-SHT-160-R00, Sample Receipt Checklist 1-25-24

REPORT QUALIFIERS AND DEFINITIONS

*	Value exceeds Regulatory Limit (if MCL displayed)
a	Analyte is non-accredited
B	Analyte detected in the associated Method Blank above the Reporting Limit
E	Value above quantitation range
H	Analyzed outside of Holding Time
J	Analyte is present at an estimated concentration between the MDL and Report Limit
NC	Not Calculated
ND	Not Detected at the Reporting Limit
O	Sample amount is > 4 times amount spiked
P	Dual Column results percent difference > 40%
R	RPD above laboratory control limit
S	Spike Recovery outside laboratory control limits
U	Analyzed but not detected above the MDL
V	The Continuing Calibration Verification was outside of control criteria
X	Analyte was detected in the Method Blank between the MDL and Reporting Limit, sample results may exhibit background or reagent contamination at the observed level.

Holland Laboratory Certifications[1]

Agency	Type	ID	Issued	Expires
Alabama	Drinking Water (Secondary)	42500	12/17/2024	12/31/2025
Colorado	UST		06/21/2024	06/30/2025
Connecticut	Drinking Water (Secondary)	PH-0155	12/10/2024	12/31/2026
Florida	NELAP (Primary)	E871106	07/01/2024	06/30/2025
Illinois	NELAP (Secondary)	200076	11/14/2024	12/31/2025
Indiana	Drinking Water (Secondary)	C-MI-08	12/31/2024	09/04/2026
Iowa	State Specific	403	09/18/2023	09/01/2025
Kansas	NELAP (Secondary)	E-10411	07/09/2024	07/31/2025
Kentucky	Waste Water	KY98004	12/20/2024	12/31/2025
Kentucky	UST	120474	06/24/2024	06/30/2025
Michigan	Drinking Water (Primary)	0022	12/19/2023	09/04/2026
Minnesota	NELAP (Secondary)	026-999-449	12/17/2024	12/31/2025
Missouri	Drinking Water (Secondary)	01262	11/14/2024	12/30/2027
New Jersey	NELAP (Secondary)	MI015	07/01/2024	6/30/2025
New York	NELAP (Secondary)	12128	04/01/2024	04/01/2025
North Dakota	State Specific	R-192	11/18/2024	06/30/2025
Ohio	Drinking Water (Secondary)	87783	06/25/2024	6/30/2025
Pennsylvania	NELAP (Secondary)	68-03827	06/14/2024	07/31/2025
Texas	NELAP (Secondary)	T104704494	02/12/2025	01/31/2026
USDA	Domestic CA	Soil-MI-007	02/06/2025	08/07/2026
USDA	Soil Import	525-23-62-77572	03/03/2023	03/03/2026
West Virginia	State Specific	355	02/04/2025	08/31/2025
Wisconsin	State Specific	399084510	08/15/2024	08/31/2025

1 - Scope available upon request

ANALYST SUMMARY

Client: Civil & Environmental Consultants, Inc.
Project: 341-963 Sammis
Work Order: HN2505072

Sample Name: SMMS-MW-3-041625
Laboratory Code: HN2505072-001
Sample Matrix: GROUNDWATER
Date Collected: 04/16/25
Date Received: 04/18/25

Analysis Method	Preparation Lot	Prepared By	Analysis Lot	Analyzed By
EPA 6020B	1958451	Amber Luke	3074640	Stephanie Pierson
EPA 6020B	1957669	Nicolee Allen	3070722	Stephanie Pierson
EPA 6020B	1961840	Weston Kotecki	3078263	Stephanie Pierson
EPA 7470A	1957027	Hunter Johnson	3068665	Hunter Johnson
EPA 7470A	1957028	Hunter Johnson	3068666	Hunter Johnson
EPA 9056A	1964820	Quoc Nguyen	3083309	Quoc Nguyen
SM 2320 B-2011	1957090	Kelsey Beaudette	3068766	Kelsey Beaudette
SM 2540 C-2015	1957045	Karen Hernandez	3073474	Sage Hansen

Sample Name: SMMS-MW-15-041625
Laboratory Code: HN2505072-002
Sample Matrix: GROUNDWATER
Date Collected: 04/16/25
Date Received: 04/18/25

Analysis Method	Preparation Lot	Prepared By	Analysis Lot	Analyzed By
EPA 6020B	1957669	Nicolee Allen	3070722	Stephanie Pierson
EPA 6020B	1961840	Weston Kotecki	3078263	Stephanie Pierson
EPA 6020B	1958451	Amber Luke	3074640	Stephanie Pierson
EPA 7470A	1957027	Hunter Johnson	3068665	Hunter Johnson
EPA 7470A	1957028	Hunter Johnson	3068666	Hunter Johnson
EPA 9056A	1971747	Quoc Nguyen	3097830	Quoc Nguyen
EPA 9056A	1964821	Quoc Nguyen	3083317	Quoc Nguyen
SM 2320 B-2011	1957090	Kelsey Beaudette	3068766	Kelsey Beaudette
SM 2540 C-2015	1957045	Karen Hernandez	3073474	Sage Hansen

Sample Name: SMMS-MW-1-041625
Laboratory Code: HN2505072-003
Sample Matrix: GROUNDWATER
Date Collected: 04/16/25
Date Received: 04/18/25

Analysis Method	Preparation Lot	Prepared By	Analysis Lot	Analyzed By
EPA 6020B	1957669	Nicolee Allen	3070722	Stephanie Pierson
EPA 6020B	1961840	Weston Kotecki	3078263	Stephanie Pierson

ANALYST SUMMARY

Client: Civil & Environmental Consultants, Inc.
Project: 341-963 Sammis
Work Order: HN2505072

Sample Name: SMMS-MW-1-041625
Laboratory Code: HN2505072-003
Sample Matrix: GROUNDWATER
Date Collected: 04/16/25
Date Received: 04/18/25

Analysis Method	Preparation Lot	Prepared By	Analysis Lot	Analyzed By
EPA 6020B	1958451	Amber Luke	3074640	Stephanie Pierson
EPA 7470A	1957027	Hunter Johnson	3068665	Hunter Johnson
EPA 7470A	1957028	Hunter Johnson	3068666	Hunter Johnson
EPA 9056A	1966873	Quoc Nguyen	3088021	Quoc Nguyen
EPA 9056A	1964821	Quoc Nguyen	3083317	Quoc Nguyen
SM 2320 B-2011	1957090	Kelsey Beaudette	3068766	Kelsey Beaudette
SM 2540 C-2015	1957045	Karen Hernandez	3073474	Sage Hansen

Sample Name: SMMS-MW-13BR-041625
Laboratory Code: HN2505072-004
Sample Matrix: GROUNDWATER
Date Collected: 04/16/25
Date Received: 04/18/25

Analysis Method	Preparation Lot	Prepared By	Analysis Lot	Analyzed By
EPA 6020B	1958451	Amber Luke	3074640	Stephanie Pierson
EPA 6020B	1957669	Nicolee Allen	3070722	Stephanie Pierson
EPA 6020B	1961840	Weston Kotecki	3078263	Stephanie Pierson
EPA 7470A	1957027	Hunter Johnson	3068665	Hunter Johnson
EPA 7470A	1957028	Hunter Johnson	3068666	Hunter Johnson
EPA 9056A	1966873	Quoc Nguyen	3088021	Quoc Nguyen
EPA 9056A	1964821	Quoc Nguyen	3083317	Quoc Nguyen
SM 2320 B-2011	1957090	Kelsey Beaudette	3068766	Kelsey Beaudette
SM 2540 C-2015	1957045	Karen Hernandez	3073474	Sage Hansen

Sample Name: SMMS-MW-4-041625
Laboratory Code: HN2505072-005
Sample Matrix: GROUNDWATER
Date Collected: 04/16/25
Date Received: 04/18/25

Analysis Method	Preparation Lot	Prepared By	Analysis Lot	Analyzed By
EPA 6020B	1958451	Amber Luke	3074640	Stephanie Pierson
EPA 6020B	1957669	Nicolee Allen	3070722	Stephanie Pierson
EPA 6020B	1961840	Weston Kotecki	3078263	Stephanie Pierson

ANALYST SUMMARY

Client: Civil & Environmental Consultants, Inc.
Project: 341-963 Sammis
Work Order: HN2505072

Sample Name: SMMS-MW-4-041625
Laboratory Code: HN2505072-005
Sample Matrix: GROUNDWATER
Date Collected: 04/16/25
Date Received: 04/18/25

Analysis Method	Preparation Lot	Prepared By	Analysis Lot	Analyzed By
EPA 7470A	1957027	Hunter Johnson	3068665	Hunter Johnson
EPA 7470A	1957028	Hunter Johnson	3068666	Hunter Johnson
EPA 9056A	1966873	Quoc Nguyen	3088021	Quoc Nguyen
EPA 9056A	1964821	Quoc Nguyen	3083317	Quoc Nguyen
SM 2320 B-2011	1957090	Kelsey Beaudette	3068766	Kelsey Beaudette
SM 2540 C-2015	1957045	Karen Hernandez	3073474	Sage Hansen

Sample Name: SMMS-MW-16-041625
Laboratory Code: HN2505072-006
Sample Matrix: GROUNDWATER
Date Collected: 04/16/25
Date Received: 04/18/25

Analysis Method	Preparation Lot	Prepared By	Analysis Lot	Analyzed By
EPA 6020B	1958451	Amber Luke	3074640	Stephanie Pierson
EPA 6020B	1957669	Nicolee Allen	3070722	Stephanie Pierson
EPA 6020B	1961840	Weston Kotecki	3078263	Stephanie Pierson
EPA 7470A	1957027	Hunter Johnson	3068665	Hunter Johnson
EPA 7470A	1957028	Hunter Johnson	3068666	Hunter Johnson
EPA 9056A	1966873	Quoc Nguyen	3088021	Quoc Nguyen
EPA 9056A	1964821	Quoc Nguyen	3083317	Quoc Nguyen
SM 2320 B-2011	1957090	Kelsey Beaudette	3068766	Kelsey Beaudette
SM 2540 C-2015	1957045	Karen Hernandez	3073474	Sage Hansen

Sample Name: SMMS-M-99A-041625
Laboratory Code: HN2505072-007
Sample Matrix: GROUNDWATER
Date Collected: 04/16/25
Date Received: 04/18/25

Analysis Method	Preparation Lot	Prepared By	Analysis Lot	Analyzed By
EPA 6020B	1958451	Amber Luke	3074640	Stephanie Pierson
EPA 6020B	1957669	Nicolee Allen	3070722	Stephanie Pierson
EPA 6020B	1961840	Weston Kotecki	3078263	Stephanie Pierson
EPA 7470A	1957027	Hunter Johnson	3068665	Hunter Johnson

ANALYST SUMMARY

Client:	Civil & Environmental Consultants, Inc.	**Work Order:**	HN2505072
Project:	341-963 Sammis		

Sample Name:	SMMS-M-99A-041625	**Date Collected:**	04/16/25
Laboratory Code:	HN2505072-007	**Date Received:**	04/18/25
Sample Matrix:	GROUNDWATER		

Analysis Method	Preparation Lot	Prepared By	Analysis Lot	Analyzed By
EPA 7470A	1957028	Hunter Johnson	3068666	Hunter Johnson
EPA 9056A	1966873	Quoc Nguyen	3088021	Quoc Nguyen
EPA 9056A	1964821	Quoc Nguyen	3083317	Quoc Nguyen
SM 2320 B-2011	1957090	Kelsey Beaudette	3068766	Kelsey Beaudette
SM 2540 C-2015	1957045	Karen Hernandez	3073474	Sage Hansen

Analytical Report

Client:	Civil & Environmental Consultants, Inc.	**Work Order:**	HN2505072
Project:	341-963 Sammis	**Date Collected:**	04/16/25 10:46
Matrix:	GROUNDWATER	**Date Received:**	04/18/25 09:30

CLIENT ID: SMMS-MW-3-041625 **Lab ID: HN2505072-001**

Analyte	Method	Results	Qual	Units	MDL	MRL	Dilution Factor	Date Analyzed	Date Extracted
General Chemistry Parameters									
Chloride	EPA 9056A	**36.6**		mg/L	4.96	16.0	16	04/25/25 00:22	04/24/25 17:40
Fluoride	EPA 9056A	**1.47**	J	mg/L	1.07	1.60	16	04/25/25 00:22	04/24/25 17:40
Sulfate	EPA 9056A	**63.7**		mg/L	3.04	16.0	16	04/25/25 00:22	04/24/25 17:40
Alkalinity as CaCO3	SM 2320 B-2011	**88.8**		mg/L	1.43	2.00	1	04/18/25 17:24	04/18/25 17:24
Residue-filterable (TDS)	SM 2540 C-2015	**257**		mg/L	36.9	50.0	1	04/22/25 09:40	04/18/25 15:58
Metals									
Antimony	EPA 6020B	ND	U	mg/L	0.000420	0.00499	1	04/22/25 17:01	04/21/25 16:23
Antimony, dissolved	EPA 6020B	ND	U	mg/L	0.000420	0.00499	1	04/21/25 20:17	04/20/25 13:55
Arsenic	EPA 6020B	**0.000623**	J	mg/L	0.000190	0.00499	1	04/22/25 17:01	04/21/25 16:23
Arsenic, dissolved	EPA 6020B	ND	U	mg/L	0.000190	0.00499	1	04/21/25 20:17	04/20/25 13:55
Barium	EPA 6020B	**0.0348**		mg/L	0.000570	0.00499	1	04/22/25 17:01	04/21/25 16:23
Barium, dissolved	EPA 6020B	**0.0370**		mg/L	0.000570	0.00499	1	04/21/25 20:17	04/20/25 13:55
Beryllium	EPA 6020B	ND	U	mg/L	0.000130	0.00199	1	04/22/25 17:01	04/21/25 16:23
Beryllium, dissolved	EPA 6020B	ND	U	mg/L	0.000130	0.00199	1	04/21/25 20:17	04/20/25 13:55
Boron	EPA 6020B	**0.0734**		mg/L	0.0154	0.0200	1	04/22/25 17:01	04/21/25 16:23
Boron, dissolved	EPA 6020B	**0.0705**		mg/L	0.0154	0.0200	1	04/23/25 18:18	04/23/25 14:20
Cadmium	EPA 6020B	ND	U	mg/L	0.000140	0.00199	1	04/22/25 17:01	04/21/25 16:23
Cadmium, dissolved	EPA 6020B	ND	U	mg/L	0.000140	0.00199	1	04/21/25 20:17	04/20/25 13:55
Calcium	EPA 6020B	**42.0**		mg/L	0.221	0.500	1	04/22/25 17:01	04/21/25 16:23
Calcium, dissolved	EPA 6020B	**44.1**		mg/L	0.221	0.500	1	04/21/25 20:17	04/20/25 13:55
Chromium	EPA 6020B	**0.00207**	J	mg/L	0.000610	0.00499	1	04/22/25 17:01	04/21/25 16:23
Chromium, dissolved	EPA 6020B	ND	U	mg/L	0.000610	0.00499	1	04/21/25 20:17	04/20/25 13:55
Cobalt	EPA 6020B	ND	U	mg/L	0.000270	0.00499	1	04/22/25 17:01	04/21/25 16:23
Cobalt, dissolved	EPA 6020B	ND	U	mg/L	0.000270	0.00499	1	04/21/25 20:17	04/20/25 13:55
Lead	EPA 6020B	ND	U	mg/L	0.000220	0.00499	1	04/22/25 17:01	04/21/25 16:23
Lead, dissolved	EPA 6020B	ND	U	mg/L	0.000220	0.00499	1	04/21/25 20:17	04/20/25 13:55
Lithium	EPA 6020B	**0.00236**	J	mg/L	0.00170	0.01000	1	04/22/25 17:01	04/21/25 16:23
Lithium, dissolved	EPA 6020B	**0.00210**	J	mg/L	0.00170	0.01000	1	04/21/25 20:17	04/20/25 13:55
Molybdenum	EPA 6020B	**0.00103**	J	mg/L	0.000330	0.00499	1	04/22/25 17:01	04/21/25 16:23
Molybdenum, dissolved	EPA 6020B	**0.000539**	J	mg/L	0.000330	0.00499	1	04/21/25 20:17	04/20/25 13:55
Selenium	EPA 6020B	ND	U	mg/L	0.000480	0.00499	1	04/22/25 17:01	04/21/25 16:23

Analytical Report

Client:	Civil & Environmental Consultants, Inc.	**Work Order:**	HN2505072
Project:	341-963 Sammis	**Date Collected:**	04/16/25 10:46
Matrix:	GROUNDWATER	**Date Received:**	04/18/25 09:30

CLIENT ID: SMMS-MW-3-041625 **Lab ID: HN2505072-001**

Analyte	Method	Results	Qual	Units	MDL	MRL	Dilution Factor	Date Analyzed	Date Extracted
Selenium, dissolved	EPA 6020B	ND	U	mg/L	0.000480	0.00499	1	04/21/25 20:17	04/20/25 13:55
Thallium	EPA 6020B	ND	U	mg/L	0.000150	0.00499	1	04/22/25 17:01	04/21/25 16:23
Thallium, dissolved	EPA 6020B	ND	U	mg/L	0.000150	0.00499	1	04/21/25 20:17	04/20/25 13:55
Mercury	EPA 7470A	ND	U	mg/L	0.000160	0.000200	1	04/18/25 14:52	04/18/25 12:42
Mercury, dissolved	EPA 7470A	ND	U	mg/L	0.000160	0.000200	1	04/18/25 15:17	04/18/25 12:42

Analytical Report

Client:	Civil & Environmental Consultants, Inc.	**Work Order:**	HN2505072
Project:	341-963 Sammis	**Date Collected:**	04/16/25 11:06
Matrix:	GROUNDWATER	**Date Received:**	04/18/25 09:30

CLIENT ID: SMMS-MW-15-041625 **Lab ID: HN2505072-002**

Analyte	Method	Results	Qual	Units	MDL	MRL	Dilution Factor	Date Analyzed	Date Extracted
General Chemistry Parameters									
Chloride	EPA 9056A	**37.5**		mg/L	3.10	10.0	10	04/30/25 17:21	04/29/25 18:11
Fluoride	EPA 9056A	**0.494**		mg/L	0.0670	0.100	1	04/24/25 18:24	04/24/25 18:09
Sulfate	EPA 9056A	**67.5**		mg/L	1.90	10.0	10	04/30/25 17:21	04/29/25 18:11
Alkalinity as CaCO3	SM 2320 B-2011	**95.8**		mg/L	1.43	2.00	1	04/18/25 17:24	04/18/25 17:24
Residue-filterable (TDS)	SM 2540 C-2015	**267**		mg/L	36.9	50.0	1	04/22/25 09:40	04/18/25 15:58
Metals									
Antimony	EPA 6020B	ND	U	mg/L	0.000420	0.00499	1	04/22/25 17:02	04/21/25 16:23
Antimony, dissolved	EPA 6020B	ND	U	mg/L	0.000420	0.00499	1	04/21/25 20:18	04/20/25 13:55
Arsenic	EPA 6020B	ND	U	mg/L	0.000190	0.00499	1	04/22/25 17:02	04/21/25 16:23
Arsenic, dissolved	EPA 6020B	ND	U	mg/L	0.000190	0.00499	1	04/21/25 20:18	04/20/25 13:55
Barium	EPA 6020B	**0.0298**		mg/L	0.000570	0.00499	1	04/22/25 17:02	04/21/25 16:23
Barium, dissolved	EPA 6020B	**0.0318**		mg/L	0.000570	0.00499	1	04/21/25 20:18	04/20/25 13:55
Beryllium	EPA 6020B	ND	U	mg/L	0.000130	0.00199	1	04/22/25 17:02	04/21/25 16:23
Beryllium, dissolved	EPA 6020B	ND	U	mg/L	0.000130	0.00199	1	04/21/25 20:18	04/20/25 13:55
Boron	EPA 6020B	**0.162**		mg/L	0.0154	0.0200	1	04/22/25 17:02	04/21/25 16:23
Boron, dissolved	EPA 6020B	**0.149**		mg/L	0.0154	0.0200	1	04/23/25 18:20	04/23/25 14:20
Cadmium	EPA 6020B	ND	U	mg/L	0.000140	0.00199	1	04/22/25 17:02	04/21/25 16:23
Cadmium, dissolved	EPA 6020B	ND	U	mg/L	0.000140	0.00199	1	04/21/25 20:18	04/20/25 13:55
Calcium	EPA 6020B	**45.0**		mg/L	0.221	0.500	1	04/22/25 17:02	04/21/25 16:23
Calcium, dissolved	EPA 6020B	**47.5**		mg/L	0.221	0.500	1	04/21/25 20:18	04/20/25 13:55
Chromium	EPA 6020B	**0.00101**	J	mg/L	0.000610	0.00499	1	04/22/25 17:02	04/21/25 16:23
Chromium, dissolved	EPA 6020B	ND	U	mg/L	0.000610	0.00499	1	04/21/25 20:18	04/20/25 13:55
Cobalt	EPA 6020B	**0.000485**	J	mg/L	0.000270	0.00499	1	04/22/25 17:02	04/21/25 16:23
Cobalt, dissolved	EPA 6020B	**0.000418**	J	mg/L	0.000270	0.00499	1	04/21/25 20:18	04/20/25 13:55
Lead	EPA 6020B	ND	U	mg/L	0.000220	0.00499	1	04/22/25 17:02	04/21/25 16:23
Lead, dissolved	EPA 6020B	**0.00108**	J	mg/L	0.000220	0.00499	1	04/21/25 20:18	04/20/25 13:55
Lithium	EPA 6020B	**0.00258**	J	mg/L	0.00170	0.01000	1	04/22/25 17:02	04/21/25 16:23
Lithium, dissolved	EPA 6020B	**0.00239**	J	mg/L	0.00170	0.01000	1	04/21/25 20:18	04/20/25 13:55
Molybdenum	EPA 6020B	ND	U	mg/L	0.000330	0.00499	1	04/22/25 17:02	04/21/25 16:23
Molybdenum, dissolved	EPA 6020B	ND	U	mg/L	0.000330	0.00499	1	04/21/25 20:18	04/20/25 13:55
Selenium	EPA 6020B	ND	U	mg/L	0.000480	0.00499	1	04/22/25 17:02	04/21/25 16:23

Analytical Report

Client:	Civil & Environmental Consultants, Inc.	**Work Order:**	HN2505072
Project:	341-963 Sammis	**Date Collected:**	04/16/25 11:06
Matrix:	GROUNDWATER	**Date Received:**	04/18/25 09:30

CLIENT ID: SMMS-MW-15-041625 **Lab ID: HN2505072-002**

Analyte	Method	Results	Qual	Units	MDL	MRL	Dilution Factor	Date Analyzed	Date Extracted
Selenium, dissolved	EPA 6020B	ND	U	mg/L	0.000480	0.00499	1	04/21/25 20:18	04/20/25 13:55
Thallium	EPA 6020B	ND	U	mg/L	0.000150	0.00499	1	04/22/25 17:02	04/21/25 16:23
Thallium, dissolved	EPA 6020B	ND	U	mg/L	0.000150	0.00499	1	04/21/25 20:18	04/20/25 13:55
Mercury	EPA 7470A	ND	U	mg/L	0.000160	0.000200	1	04/18/25 14:57	04/18/25 12:42
Mercury, dissolved	EPA 7470A	ND	U	mg/L	0.000160	0.000200	1	04/18/25 15:22	04/18/25 12:42

Analytical Report

Client:	Civil & Environmental Consultants, Inc.	**Work Order:**	HN2505072
Project:	341-963 Sammis	**Date Collected:**	04/16/25 12:10
Matrix:	GROUNDWATER	**Date Received:**	04/18/25 09:30

CLIENT ID: SMMS-MW-1-041625 **Lab ID: HN2505072-003**

Analyte	Method	Results	Qual	Units	MDL	MRL	Dilution Factor	Date Analyzed	Date Extracted
General Chemistry Parameters									
Chloride	EPA 9056A	**34.6**		mg/L	3.10	10.0	10	04/25/25 22:45	04/25/25 17:19
Fluoride	EPA 9056A	**0.340**		mg/L	0.0670	0.100	1	04/24/25 18:54	04/24/25 18:09
Sulfate	EPA 9056A	**60.4**		mg/L	1.90	10.0	10	04/25/25 22:45	04/25/25 17:19
Alkalinity as CaCO3	SM 2320 B-2011	**119**		mg/L	1.43	2.00	1	04/18/25 17:24	04/18/25 17:24
Residue-filterable (TDS)	SM 2540 C-2015	**257**		mg/L	36.9	50.0	1	04/22/25 09:40	04/18/25 15:58
Metals									
Antimony	EPA 6020B	ND	U	mg/L	0.000420	0.00499	1	04/22/25 17:04	04/21/25 16:23
Antimony, dissolved	EPA 6020B	ND	U	mg/L	0.000420	0.00499	1	04/21/25 20:20	04/20/25 13:55
Arsenic	EPA 6020B	**0.000363**	J	mg/L	0.000190	0.00499	1	04/22/25 17:04	04/21/25 16:23
Arsenic, dissolved	EPA 6020B	**0.000264**	J	mg/L	0.000190	0.00499	1	04/21/25 20:20	04/20/25 13:55
Barium	EPA 6020B	**0.0367**		mg/L	0.000570	0.00499	1	04/22/25 17:04	04/21/25 16:23
Barium, dissolved	EPA 6020B	**0.0394**		mg/L	0.000570	0.00499	1	04/21/25 20:20	04/20/25 13:55
Beryllium	EPA 6020B	ND	U	mg/L	0.000130	0.00199	1	04/22/25 17:04	04/21/25 16:23
Beryllium, dissolved	EPA 6020B	ND	U	mg/L	0.000130	0.00199	1	04/21/25 20:20	04/20/25 13:55
Boron	EPA 6020B	**0.0705**		mg/L	0.0154	0.0200	1	04/22/25 17:04	04/21/25 16:23
Boron, dissolved	EPA 6020B	**0.0650**		mg/L	0.0154	0.0200	1	04/23/25 18:25	04/23/25 14:20
Cadmium	EPA 6020B	ND	U	mg/L	0.000140	0.00199	1	04/22/25 17:04	04/21/25 16:23
Cadmium, dissolved	EPA 6020B	ND	U	mg/L	0.000140	0.00199	1	04/21/25 20:20	04/20/25 13:55
Calcium	EPA 6020B	**43.7**		mg/L	0.221	0.500	1	04/22/25 17:04	04/21/25 16:23
Calcium, dissolved	EPA 6020B	**46.7**		mg/L	0.221	0.500	1	04/21/25 20:20	04/20/25 13:55
Chromium	EPA 6020B	ND	U	mg/L	0.000610	0.00499	1	04/22/25 17:04	04/21/25 16:23
Chromium, dissolved	EPA 6020B	ND	U	mg/L	0.000610	0.00499	1	04/21/25 20:20	04/20/25 13:55
Cobalt	EPA 6020B	ND	U	mg/L	0.000270	0.00499	1	04/22/25 17:04	04/21/25 16:23
Cobalt, dissolved	EPA 6020B	ND	U	mg/L	0.000270	0.00499	1	04/21/25 20:20	04/20/25 13:55
Lead	EPA 6020B	ND	U	mg/L	0.000220	0.00499	1	04/22/25 17:04	04/21/25 16:23
Lead, dissolved	EPA 6020B	ND	U	mg/L	0.000220	0.00499	1	04/21/25 20:20	04/20/25 13:55
Lithium	EPA 6020B	ND	U	mg/L	0.00170	0.01000	1	04/22/25 17:04	04/21/25 16:23
Lithium, dissolved	EPA 6020B	ND	U	mg/L	0.00170	0.01000	1	04/21/25 20:20	04/20/25 13:55
Molybdenum	EPA 6020B	**0.000373**	J	mg/L	0.000330	0.00499	1	04/22/25 17:04	04/21/25 16:23
Molybdenum, dissolved	EPA 6020B	**0.000461**	J	mg/L	0.000330	0.00499	1	04/21/25 20:20	04/20/25 13:55
Selenium	EPA 6020B	ND	U	mg/L	0.000480	0.00499	1	04/22/25 17:04	04/21/25 16:23

Analytical Report

Client:	Civil & Environmental Consultants, Inc.	**Work Order:**	HN2505072
Project:	341-963 Sammis	**Date Collected:**	04/16/25 12:10
Matrix:	GROUNDWATER	**Date Received:**	04/18/25 09:30

CLIENT ID: SMMS-MW-1-041625 **Lab ID: HN2505072-003**

Analyte	Method	Results	Qual	Units	MDL	MRL	Dilution Factor	Date Analyzed	Date Extracted
Selenium, dissolved	EPA 6020B	ND	U	mg/L	0.000480	0.00499	1	04/21/25 20:20	04/20/25 13:55
Thallium	EPA 6020B	ND	U	mg/L	0.000150	0.00499	1	04/22/25 17:04	04/21/25 16:23
Thallium, dissolved	EPA 6020B	ND	U	mg/L	0.000150	0.00499	1	04/21/25 20:20	04/20/25 13:55
Mercury	EPA 7470A	ND	U	mg/L	0.000160	0.000200	1	04/18/25 14:59	04/18/25 12:42
Mercury, dissolved	EPA 7470A	ND	U	mg/L	0.000160	0.000200	1	04/18/25 15:24	04/18/25 12:42

Analytical Report

Client:	Civil & Environmental Consultants, Inc.	**Work Order:**	HN2505072
Project:	341-963 Sammis	**Date Collected:**	04/16/25 12:59
Matrix:	GROUNDWATER	**Date Received:**	04/18/25 09:30

CLIENT ID: SMMS-MW-13BR-041625 **Lab ID: HN2505072-004**

Analyte	Method	Results	Qual	Units	MDL	MRL	Dilution Factor	Date Analyzed	Date Extracted
General Chemistry Parameters									
Chloride	EPA 9056A	**43.0**		mg/L	3.10	10.0	10	04/25/25 22:54	04/25/25 17:19
Fluoride	EPA 9056A	**1.55**		mg/L	0.0670	0.100	1	04/24/25 19:03	04/24/25 18:09
Sulfate	EPA 9056A	**1.94**		mg/L	0.190	1.00	1	04/24/25 19:03	04/24/25 18:09
Alkalinity as CaCO3	SM 2320 B-2011	**281**		mg/L	1.43	2.00	1	04/18/25 17:24	04/18/25 17:24
Residue-filterable (TDS)	SM 2540 C-2015	**397**		mg/L	36.9	50.0	1	04/22/25 09:40	04/18/25 15:58
Metals									
Antimony	EPA 6020B	ND	U	mg/L	0.000420	0.00499	1	04/22/25 17:06	04/21/25 16:23
Antimony, dissolved	EPA 6020B	ND	U	mg/L	0.000420	0.00499	1	04/21/25 20:22	04/20/25 13:55
Arsenic	EPA 6020B	**0.00308**	J	mg/L	0.000190	0.00499	1	04/22/25 17:06	04/21/25 16:23
Arsenic, dissolved	EPA 6020B	**0.00286**	J	mg/L	0.000190	0.00499	1	04/21/25 20:22	04/20/25 13:55
Barium	EPA 6020B	**0.0616**		mg/L	0.000570	0.00499	1	04/22/25 17:06	04/21/25 16:23
Barium, dissolved	EPA 6020B	**0.0624**		mg/L	0.000570	0.00499	1	04/21/25 20:22	04/20/25 13:55
Beryllium	EPA 6020B	ND	U	mg/L	0.000130	0.00199	1	04/22/25 17:06	04/21/25 16:23
Beryllium, dissolved	EPA 6020B	ND	U	mg/L	0.000130	0.00199	1	04/21/25 20:22	04/20/25 13:55
Boron	EPA 6020B	**0.242**		mg/L	0.0154	0.0200	1	04/22/25 17:06	04/21/25 16:23
Boron, dissolved	EPA 6020B	**0.228**		mg/L	0.0154	0.0200	1	04/23/25 18:27	04/23/25 14:20
Cadmium	EPA 6020B	ND	U	mg/L	0.000140	0.00199	1	04/22/25 17:06	04/21/25 16:23
Cadmium, dissolved	EPA 6020B	ND	U	mg/L	0.000140	0.00199	1	04/21/25 20:22	04/20/25 13:55
Calcium	EPA 6020B	**3.46**		mg/L	0.221	0.500	1	04/22/25 17:06	04/21/25 16:23
Calcium, dissolved	EPA 6020B	**3.40**		mg/L	0.221	0.500	1	04/21/25 20:22	04/20/25 13:55
Chromium	EPA 6020B	**0.000628**	J	mg/L	0.000610	0.00499	1	04/22/25 17:06	04/21/25 16:23
Chromium, dissolved	EPA 6020B	ND	U	mg/L	0.000610	0.00499	1	04/21/25 20:22	04/20/25 13:55
Cobalt	EPA 6020B	ND	U	mg/L	0.000270	0.00499	1	04/22/25 17:06	04/21/25 16:23
Cobalt, dissolved	EPA 6020B	ND	U	mg/L	0.000270	0.00499	1	04/21/25 20:22	04/20/25 13:55
Lead	EPA 6020B	ND	U	mg/L	0.000220	0.00499	1	04/22/25 17:06	04/21/25 16:23
Lead, dissolved	EPA 6020B	ND	U	mg/L	0.000220	0.00499	1	04/21/25 20:22	04/20/25 13:55
Lithium	EPA 6020B	**0.00552**	J	mg/L	0.00170	0.01000	1	04/22/25 17:06	04/21/25 16:23
Lithium, dissolved	EPA 6020B	**0.00613**	J	mg/L	0.00170	0.01000	1	04/21/25 20:22	04/20/25 13:55
Molybdenum	EPA 6020B	**0.00249**	J	mg/L	0.000330	0.00499	1	04/22/25 17:06	04/21/25 16:23
Molybdenum, dissolved	EPA 6020B	**0.00253**	J	mg/L	0.000330	0.00499	1	04/21/25 20:22	04/20/25 13:55
Selenium	EPA 6020B	ND	U	mg/L	0.000480	0.00499	1	04/22/25 17:06	04/21/25 16:23

Analytical Report

Client:	Civil & Environmental Consultants, Inc.	**Work Order:**	HN2505072
Project:	341-963 Sammis	**Date Collected:**	04/16/25 12:59
Matrix:	GROUNDWATER	**Date Received:**	04/18/25 09:30

CLIENT ID: SMMS-MW-13BR-041625 **Lab ID: HN2505072-004**

Analyte	Method	Results	Qual	Units	MDL	MRL	Dilution Factor	Date Analyzed	Date Extracted
Selenium, dissolved	EPA 6020B	ND	U	mg/L	0.000480	0.00499	1	04/21/25 20:22	04/20/25 13:55
Thallium	EPA 6020B	ND	U	mg/L	0.000150	0.00499	1	04/22/25 17:06	04/21/25 16:23
Thallium, dissolved	EPA 6020B	ND	U	mg/L	0.000150	0.00499	1	04/21/25 20:22	04/20/25 13:55
Mercury	EPA 7470A	ND	U	mg/L	0.000160	0.000200	1	04/18/25 15:01	04/18/25 12:42
Mercury, dissolved	EPA 7470A	ND	U	mg/L	0.000160	0.000200	1	04/18/25 15:26	04/18/25 12:42

Analytical Report

Client:	Civil & Environmental Consultants, Inc.	**Work Order:**	HN2505072
Project:	341-963 Sammis	**Date Collected:**	04/16/25 13:34
Matrix:	GROUNDWATER	**Date Received:**	04/18/25 09:30

CLIENT ID: SMMS-MW-4-041625 **Lab ID: HN2505072-005**

Analyte	Method	Results	Qual	Units	MDL	MRL	Dilution Factor	Date Analyzed	Date Extracted
General Chemistry Parameters									
Chloride	EPA 9056A	**37.5**		mg/L	3.10	10.0	10	04/25/25 23:04	04/25/25 17:19
Fluoride	EPA 9056A	**0.362**		mg/L	0.0670	0.100	1	04/24/25 19:13	04/24/25 18:09
Sulfate	EPA 9056A	**68.0**		mg/L	1.90	10.0	10	04/25/25 23:04	04/25/25 17:19
Alkalinity as CaCO3	SM 2320 B-2011	**101**		mg/L	1.43	2.00	1	04/18/25 17:24	04/18/25 17:24
Residue-filterable (TDS)	SM 2540 C-2015	**257**		mg/L	36.9	50.0	1	04/22/25 09:40	04/18/25 15:58
Metals									
Antimony	EPA 6020B	ND	U	mg/L	0.000420	0.00499	1	04/22/25 17:07	04/21/25 16:23
Antimony, dissolved	EPA 6020B	ND	U	mg/L	0.000420	0.00499	1	04/21/25 20:23	04/20/25 13:55
Arsenic	EPA 6020B	**0.000194**	J	mg/L	0.000190	0.00499	1	04/22/25 17:07	04/21/25 16:23
Arsenic, dissolved	EPA 6020B	ND	U	mg/L	0.000190	0.00499	1	04/21/25 20:23	04/20/25 13:55
Barium	EPA 6020B	**0.0342**		mg/L	0.000570	0.00499	1	04/22/25 17:07	04/21/25 16:23
Barium, dissolved	EPA 6020B	**0.0377**		mg/L	0.000570	0.00499	1	04/21/25 20:23	04/20/25 13:55
Beryllium	EPA 6020B	ND	U	mg/L	0.000130	0.00199	1	04/22/25 17:07	04/21/25 16:23
Beryllium, dissolved	EPA 6020B	ND	U	mg/L	0.000130	0.00199	1	04/21/25 20:23	04/20/25 13:55
Boron	EPA 6020B	**0.145**		mg/L	0.0154	0.0200	1	04/22/25 17:07	04/21/25 16:23
Boron, dissolved	EPA 6020B	**0.133**		mg/L	0.0154	0.0200	1	04/23/25 18:28	04/23/25 14:20
Cadmium	EPA 6020B	ND	U	mg/L	0.000140	0.00199	1	04/22/25 17:07	04/21/25 16:23
Cadmium, dissolved	EPA 6020B	ND	U	mg/L	0.000140	0.00199	1	04/21/25 20:23	04/20/25 13:55
Calcium	EPA 6020B	**45.4**		mg/L	0.221	0.500	1	04/22/25 17:07	04/21/25 16:23
Calcium, dissolved	EPA 6020B	**48.4**		mg/L	0.221	0.500	1	04/21/25 20:23	04/20/25 13:55
Chromium	EPA 6020B	**0.00127**	J	mg/L	0.000610	0.00499	1	04/22/25 17:07	04/21/25 16:23
Chromium, dissolved	EPA 6020B	**0.00130**	J	mg/L	0.000610	0.00499	1	04/21/25 20:23	04/20/25 13:55
Cobalt	EPA 6020B	ND	U	mg/L	0.000270	0.00499	1	04/22/25 17:07	04/21/25 16:23
Cobalt, dissolved	EPA 6020B	ND	U	mg/L	0.000270	0.00499	1	04/21/25 20:23	04/20/25 13:55
Lead	EPA 6020B	ND	U	mg/L	0.000220	0.00499	1	04/22/25 17:07	04/21/25 16:23
Lead, dissolved	EPA 6020B	ND	U	mg/L	0.000220	0.00499	1	04/21/25 20:23	04/20/25 13:55
Lithium	EPA 6020B	**0.00224**	J	mg/L	0.00170	0.01000	1	04/22/25 17:07	04/21/25 16:23
Lithium, dissolved	EPA 6020B	**0.00218**	J	mg/L	0.00170	0.01000	1	04/21/25 20:23	04/20/25 13:55
Molybdenum	EPA 6020B	ND	U	mg/L	0.000330	0.00499	1	04/22/25 17:07	04/21/25 16:23
Molybdenum, dissolved	EPA 6020B	**0.000367**	J	mg/L	0.000330	0.00499	1	04/21/25 20:23	04/20/25 13:55
Selenium	EPA 6020B	ND	U	mg/L	0.000480	0.00499	1	04/22/25 17:07	04/21/25 16:23

Analytical Report

Client:	Civil & Environmental Consultants, Inc.	**Work Order:**	HN2505072
Project:	341-963 Sammis	**Date Collected:**	04/16/25 13:34
Matrix:	GROUNDWATER	**Date Received:**	04/18/25 09:30

CLIENT ID: SMMS-MW-4-041625 **Lab ID: HN2505072-005**

Analyte	Method	Results	Qual	Units	MDL	MRL	Dilution Factor	Date Analyzed	Date Extracted
Selenium, dissolved	EPA 6020B	ND	U	mg/L	0.000480	0.00499	1	04/21/25 20:23	04/20/25 13:55
Thallium	EPA 6020B	ND	U	mg/L	0.000150	0.00499	1	04/22/25 17:07	04/21/25 16:23
Thallium, dissolved	EPA 6020B	ND	U	mg/L	0.000150	0.00499	1	04/21/25 20:23	04/20/25 13:55
Mercury	EPA 7470A	ND	U	mg/L	0.000160	0.000200	1	04/18/25 15:03	04/18/25 12:42
Mercury, dissolved	EPA 7470A	ND	U	mg/L	0.000160	0.000200	1	04/18/25 15:27	04/18/25 12:42

Analytical Report

Client:	Civil & Environmental Consultants, Inc.	**Work Order:**	HN2505072
Project:	341-963 Sammis	**Date Collected:**	04/16/25 14:31
Matrix:	GROUNDWATER	**Date Received:**	04/18/25 09:30

CLIENT ID: SMMS-MW-16-041625 **Lab ID: HN2505072-006**

Analyte	Method	Results	Qual	Units	MDL	MRL	Dilution Factor	Date Analyzed	Date Extracted
General Chemistry Parameters									
Chloride	EPA 9056A	**12.7**		mg/L	0.310	1.00	1	04/24/25 19:23	04/24/25 18:09
Fluoride	EPA 9056A	**0.373**		mg/L	0.0670	0.100	1	04/24/25 19:23	04/24/25 18:09
Sulfate	EPA 9056A	**404**		mg/L	7.60	40.0	40	04/25/25 23:14	04/25/25 17:19
Alkalinity as CaCO3	SM 2320 B-2011	**141**		mg/L	1.43	2.00	1	04/18/25 17:24	04/18/25 17:24
Residue-filterable (TDS)	SM 2540 C-2015	**743**		mg/L	36.9	50.0	1	04/22/25 09:40	04/18/25 15:58
Metals									
Antimony	EPA 6020B	ND	U	mg/L	0.000420	0.00499	1	04/22/25 17:09	04/21/25 16:23
Antimony, dissolved	EPA 6020B	ND	U	mg/L	0.000420	0.00499	1	04/21/25 20:28	04/20/25 13:55
Arsenic	EPA 6020B	**0.0118**		mg/L	0.000190	0.00499	1	04/22/25 17:09	04/21/25 16:23
Arsenic, dissolved	EPA 6020B	**0.0196**		mg/L	0.000190	0.00499	1	04/21/25 20:28	04/20/25 13:55
Barium	EPA 6020B	**0.0482**		mg/L	0.000570	0.00499	1	04/22/25 17:09	04/21/25 16:23
Barium, dissolved	EPA 6020B	**0.0488**		mg/L	0.000570	0.00499	1	04/21/25 20:28	04/20/25 13:55
Beryllium	EPA 6020B	ND	U	mg/L	0.000130	0.00199	1	04/22/25 17:09	04/21/25 16:23
Beryllium, dissolved	EPA 6020B	ND	U	mg/L	0.000130	0.00199	1	04/21/25 20:28	04/20/25 13:55
Boron	EPA 6020B	**0.119**		mg/L	0.0154	0.0200	1	04/22/25 17:09	04/21/25 16:23
Boron, dissolved	EPA 6020B	**0.110**		mg/L	0.0154	0.0200	1	04/23/25 18:30	04/23/25 14:20
Cadmium	EPA 6020B	ND	U	mg/L	0.000140	0.00199	1	04/22/25 17:09	04/21/25 16:23
Cadmium, dissolved	EPA 6020B	ND	U	mg/L	0.000140	0.00199	1	04/21/25 20:28	04/20/25 13:55
Calcium	EPA 6020B	**145**		mg/L	0.221	0.500	1	04/22/25 17:09	04/21/25 16:23
Calcium, dissolved	EPA 6020B	**174**		mg/L	0.221	0.500	1	04/21/25 20:28	04/20/25 13:55
Chromium	EPA 6020B	ND	U	mg/L	0.000610	0.00499	1	04/22/25 17:09	04/21/25 16:23
Chromium, dissolved	EPA 6020B	ND	U	mg/L	0.000610	0.00499	1	04/21/25 20:28	04/20/25 13:55
Cobalt	EPA 6020B	ND	U	mg/L	0.000270	0.00499	1	04/22/25 17:09	04/21/25 16:23
Cobalt, dissolved	EPA 6020B	ND	U	mg/L	0.000270	0.00499	1	04/21/25 20:28	04/20/25 13:55
Lead	EPA 6020B	ND	U	mg/L	0.000220	0.00499	1	04/22/25 17:09	04/21/25 16:23
Lead, dissolved	EPA 6020B	ND	U	mg/L	0.000220	0.00499	1	04/21/25 20:28	04/20/25 13:55
Lithium	EPA 6020B	**0.0175**		mg/L	0.00170	0.01000	1	04/22/25 17:09	04/21/25 16:23
Lithium, dissolved	EPA 6020B	**0.0167**		mg/L	0.00170	0.01000	1	04/21/25 20:28	04/20/25 13:55
Molybdenum	EPA 6020B	**0.00499**		mg/L	0.000330	0.00499	1	04/22/25 17:09	04/21/25 16:23
Molybdenum, dissolved	EPA 6020B	**0.00336**	J	mg/L	0.000330	0.00499	1	04/21/25 20:28	04/20/25 13:55
Selenium	EPA 6020B	ND	U	mg/L	0.000480	0.00499	1	04/22/25 17:09	04/21/25 16:23

Analytical Report

Client:	Civil & Environmental Consultants, Inc.	**Work Order:**	HN2505072
Project:	341-963 Sammis	**Date Collected:**	04/16/25 14:31
Matrix:	GROUNDWATER	**Date Received:**	04/18/25 09:30

CLIENT ID: SMMS-MW-16-041625 **Lab ID: HN2505072-006**

Analyte	Method	Results	Qual	Units	MDL	MRL	Dilution Factor	Date Analyzed	Date Extracted
Selenium, dissolved	EPA 6020B	ND	U	mg/L	0.000480	0.00499	1	04/21/25 20:28	04/20/25 13:55
Thallium	EPA 6020B	ND	U	mg/L	0.000150	0.00499	1	04/22/25 17:09	04/21/25 16:23
Thallium, dissolved	EPA 6020B	ND	U	mg/L	0.000150	0.00499	1	04/21/25 20:28	04/20/25 13:55
Mercury	EPA 7470A	ND	U	mg/L	0.000160	0.000200	1	04/18/25 15:04	04/18/25 12:42
Mercury, dissolved	EPA 7470A	ND	U	mg/L	0.000160	0.000200	1	04/18/25 15:35	04/18/25 12:42

Analytical Report

Client:	Civil & Environmental Consultants, Inc.	**Work Order:**	HN2505072
Project:	341-963 Sammis	**Date Collected:**	04/16/25 23:00
Matrix:	GROUNDWATER	**Date Received:**	04/18/25 09:30

CLIENT ID: SMMS-M-99A-041625 **Lab ID: HN2505072-007**

Analyte	Method	Results	Qual	Units	MDL	MRL	Dilution Factor	Date Analyzed	Date Extracted
General Chemistry Parameters									
Chloride	EPA 9056A	**39.8**		mg/L	3.10	10.0	10	04/25/25 23:24	04/25/25 17:19
Fluoride	EPA 9056A	**0.366**		mg/L	0.0670	0.100	1	04/24/25 19:33	04/24/25 18:09
Sulfate	EPA 9056A	**69.7**		mg/L	1.90	10.0	10	04/25/25 23:24	04/25/25 17:19
Alkalinity as CaCO3	SM 2320 B-2011	**112**		mg/L	1.43	2.00	1	04/18/25 17:24	04/18/25 17:24
Residue-filterable (TDS)	SM 2540 C-2015	**267**		mg/L	36.9	50.0	1	04/22/25 09:40	04/18/25 15:58
Metals									
Antimony	EPA 6020B	ND	U	mg/L	0.000420	0.00499	1	04/22/25 17:11	04/21/25 16:23
Antimony, dissolved	EPA 6020B	ND	U	mg/L	0.000420	0.00499	1	04/21/25 20:30	04/20/25 13:55
Arsenic	EPA 6020B	ND	U	mg/L	0.000190	0.00499	1	04/22/25 17:11	04/21/25 16:23
Arsenic, dissolved	EPA 6020B	**0.000196**	J	mg/L	0.000190	0.00499	1	04/21/25 20:30	04/20/25 13:55
Barium	EPA 6020B	**0.0344**		mg/L	0.000570	0.00499	1	04/22/25 17:11	04/21/25 16:23
Barium, dissolved	EPA 6020B	**0.0537**		mg/L	0.000570	0.00499	1	04/21/25 20:30	04/20/25 13:55
Beryllium	EPA 6020B	ND	U	mg/L	0.000130	0.00199	1	04/22/25 17:11	04/21/25 16:23
Beryllium, dissolved	EPA 6020B	ND	U	mg/L	0.000130	0.00199	1	04/21/25 20:30	04/20/25 13:55
Boron	EPA 6020B	**0.143**		mg/L	0.0154	0.0200	1	04/22/25 17:11	04/21/25 16:23
Boron, dissolved	EPA 6020B	**0.132**		mg/L	0.0154	0.0200	1	04/23/25 18:32	04/23/25 14:20
Cadmium	EPA 6020B	ND	U	mg/L	0.000140	0.00199	1	04/22/25 17:11	04/21/25 16:23
Cadmium, dissolved	EPA 6020B	ND	U	mg/L	0.000140	0.00199	1	04/21/25 20:30	04/20/25 13:55
Calcium	EPA 6020B	**45.3**		mg/L	0.221	0.500	1	04/22/25 17:11	04/21/25 16:23
Calcium, dissolved	EPA 6020B	**46.5**		mg/L	0.221	0.500	1	04/21/25 20:30	04/20/25 13:55
Chromium	EPA 6020B	**0.000815**	J	mg/L	0.000610	0.00499	1	04/22/25 17:11	04/21/25 16:23
Chromium, dissolved	EPA 6020B	ND	U	mg/L	0.000610	0.00499	1	04/21/25 20:30	04/20/25 13:55
Cobalt	EPA 6020B	ND	U	mg/L	0.000270	0.00499	1	04/22/25 17:11	04/21/25 16:23
Cobalt, dissolved	EPA 6020B	ND	U	mg/L	0.000270	0.00499	1	04/21/25 20:30	04/20/25 13:55
Lead	EPA 6020B	ND	U	mg/L	0.000220	0.00499	1	04/22/25 17:11	04/21/25 16:23
Lead, dissolved	EPA 6020B	ND	U	mg/L	0.000220	0.00499	1	04/21/25 20:30	04/20/25 13:55
Lithium	EPA 6020B	**0.00227**	J	mg/L	0.00170	0.01000	1	04/22/25 17:11	04/21/25 16:23
Lithium, dissolved	EPA 6020B	**0.00212**	J	mg/L	0.00170	0.01000	1	04/21/25 20:30	04/20/25 13:55
Molybdenum	EPA 6020B	ND	U	mg/L	0.000330	0.00499	1	04/22/25 17:11	04/21/25 16:23
Molybdenum, dissolved	EPA 6020B	**0.000333**	J	mg/L	0.000330	0.00499	1	04/21/25 20:30	04/20/25 13:55
Selenium	EPA 6020B	ND	U	mg/L	0.000480	0.00499	1	04/22/25 17:11	04/21/25 16:23

Analytical Report

Client:	Civil & Environmental Consultants, Inc.	**Work Order:**	HN2505072
Project:	341-963 Sammis	**Date Collected:**	04/16/25 23:00
Matrix:	GROUNDWATER	**Date Received:**	04/18/25 09:30

CLIENT ID: SMMS-M-99A-041625 **Lab ID: HN2505072-007**

Analyte	Method	Results	Qual	Units	MDL	MRL	Dilution Factor	Date Analyzed	Date Extracted
Selenium, dissolved	EPA 6020B	**0.000485**	J	mg/L	0.000480	0.00499	1	04/21/25 20:30	04/20/25 13:55
Thallium	EPA 6020B	ND	U	mg/L	0.000150	0.00499	1	04/22/25 17:11	04/21/25 16:23
Thallium, dissolved	EPA 6020B	ND	U	mg/L	0.000150	0.00499	1	04/21/25 20:30	04/20/25 13:55
Mercury	EPA 7470A	ND	U	mg/L	0.000160	0.000200	1	04/18/25 15:11	04/18/25 12:42
Mercury, dissolved	EPA 7470A	ND	U	mg/L	0.000160	0.000200	1	04/18/25 15:36	04/18/25 12:42

QA/QC Report

Client:	Civil & Environmental Consultants, Inc.	**Work Order:**	HN2505072
Project:	341-963 Sammis	**Date Collected:**	NA
Matrix:	WATER	**Date Received:**	NA
Batch:	1957045		

General Chemistry Parameters

MB | **CLIENT ID: Method Blank** | **Lab ID: QC-1957045-001**

Method: SM 2540 C-2015 **Dilution:** 1 **Analysis Date:** 04/22/25 09:40

Prep Date: 04/18/25 15:59

Analyte	Result	Units	MDL	MRL	Spike Amount	Spike Ref. Amount	% Rec	% Rec Limits	RPD	RPD Limit	Qual
Residue-filterable (TDS)	ND	mg/L	22.1	30.0	0		NC	0-0			U

LCS | **CLIENT ID: Laboratory Control Sample** | **Lab ID: QC-1957045-002**

Method: SM 2540 C-2015 **Dilution:** 1 **Analysis Date:** 04/22/25 09:40

Prep Date: 04/18/25 15:59

Analyte	Result	Units	MDL	MRL	Spike Amount	Spike Ref. Amount	% Rec	% Rec Limits	RPD	RPD Limit	Qual
Residue-filterable (TDS)	496	mg/L	22.1	30.0	495		100	85-109			

DUP | **CLIENT ID: SMMS-MW-13BR-041625** | **Lab ID: QC-1957045-004**

Method: SM 2540 C-2015 **Dilution:** 1 **Analysis Date:** 04/22/25 09:40

Prep Date: 04/18/25 15:59

Analyte	Result	Units	MDL	MRL	Spike Amount	Spike Ref. Amount	% Rec	% Rec Limits	RPD	RPD Limit	Qual
Residue-filterable (TDS)	410	mg/L	36.9	50.0	0	397	NC	0-0	3.30	10	

DUP | **CLIENT ID: SMMS-MW-3-041625** | **Lab ID: QC-1957045-015**

Method: SM 2540 C-2015 **Dilution:** 1 **Analysis Date:** 04/22/25 09:40

Prep Date: 04/18/25 15:59

Analyte	Result	Units	MDL	MRL	Spike Amount	Spike Ref. Amount	% Rec	% Rec Limits	RPD	RPD Limit	Qual
Residue-filterable (TDS)	260	mg/L	36.9	50.0	0	257	NC	0-0	1.29	10	

The following samples were analyzed in this batch: HN2505072-001, HN2505072-002, HN2505072-003, HN2505072-004, HN2505072-005, HN2505072-006, HN2505072-007

QA/QC Report

Client:	Civil & Environmental Consultants, Inc.	**Work Order:**	HN2505072
Project:	341-963 Sammis	**Date Collected:**	NA
Matrix:	WATER	**Date Received:**	NA
Batch:	1957090		

General Chemistry Parameters

MB | **CLIENT ID: Method Blank** | **Lab ID: QC-1957090-001**

Method: SM 2320 B-2011 **Dilution:** 1 **Analysis Date:** 04/18/25 17:25

Prep Date: 04/18/25 17:25

Analyte	Result	Units	MDL	MRL	Spike Amount	Spike Ref. Amount	% Rec	% Rec Limits	RPD	RPD Limit	Qual
Alkalinity as CaCO3	ND	mg/L	1.43	2.00	0		NC	0-0			U

LCS | **CLIENT ID: Laboratory Control Sample** | **Lab ID: QC-1957090-002**

Method: SM 2320 B-2011 **Dilution:** 1 **Analysis Date:** 04/18/25 17:25

Prep Date: 04/18/25 17:25

Analyte	Result	Units	MDL	MRL	Spike Amount	Spike Ref. Amount	% Rec	% Rec Limits	RPD	RPD Limit	Qual
Alkalinity as CaCO3	946	mg/L		2.00	1000		94.6	90-110			

DUP | **CLIENT ID: Batch QC** | **Lab ID: QC-1957090-004**

Method: SM 2320 B-2011 **Dilution:** 1 **Analysis Date:** 04/18/25 17:25

Prep Date: 04/18/25 17:25

Analyte	Result	Units	MDL	MRL	Spike Amount	Spike Ref. Amount	% Rec	% Rec Limits	RPD	RPD Limit	Qual
Alkalinity as CaCO3	516	mg/L	1.43	2.00	0	518	NC	0-0	0.263	10	

DUP | **CLIENT ID: SMMS-MW-13BR-041625** | **Lab ID: QC-1957090-015**

Method: SM 2320 B-2011 **Dilution:** 1 **Analysis Date:** 04/18/25 17:25

Prep Date: 04/18/25 17:25

Analyte	Result	Units	MDL	MRL	Spike Amount	Spike Ref. Amount	% Rec	% Rec Limits	RPD	RPD Limit	Qual
Alkalinity as CaCO3	293	mg/L	1.43	2.00	0	281	NC	0-0	4.21	10	

The following samples were analyzed in this batch: HN2505072-001, HN2505072-002, HN2505072-003, HN2505072-004, HN2505072-005, HN2505072-006, HN2505072-007

QA/QC Report

Client:	Civil & Environmental Consultants, Inc.	**Work Order:**	HN2505072
Project:	341-963 Sammis	**Date Collected:**	NA
Matrix:	WATER	**Date Received:**	NA
Batch:	1964820		

General Chemistry Parameters

MB **CLIENT ID: Method Blank** **Lab ID: QC-1964820-001**

Method: EPA 9056A **Dilution:** 1 **Analysis Date:** 04/24/25 20:47

Prep Date: 04/24/25 17:41

Analyte	Result	Units	MDL	MRL	Spike Amount	Spike Ref. Amount	% Rec	% Rec Limits	RPD	RPD Limit	Qual
Chloride	ND	mg/L	0.310	1.00	0		NC	0-0			U
Fluoride	ND	mg/L	0.0670	0.100	0		NC	0-0			U
Sulfate	ND	mg/L	0.190	1.00	0		NC	0-0			U

LCS **CLIENT ID: Laboratory Control Sample** **Lab ID: QC-1964820-002**

Method: EPA 9056A **Dilution:** 1 **Analysis Date:** 04/24/25 20:37

Prep Date: 04/24/25 17:41

Analyte	Result	Units	MDL	MRL	Spike Amount	Spike Ref. Amount	% Rec	% Rec Limits	RPD	RPD Limit	Qual
Chloride	9.64	mg/L	0.310	1.00	10		96.4	88-110			
Fluoride	2.09	mg/L	0.0670	0.100	2		104	86-121			
Sulfate	10.2	mg/L	0.190	1.00	10		102	90-110			

MS **CLIENT ID: Batch QC** **Lab ID: QC-1964820-004**

Method: EPA 9056A **Dilution:** 10 **Analysis Date:** 04/24/25 21:36

Prep Date: 04/24/25 17:41

Analyte	Result	Units	MDL	MRL	Spike Amount	Spike Ref. Amount	% Rec	% Rec Limits	RPD	RPD Limit	Qual
Chloride	167	mg/L	3.10	10.0	100	65.1	102	88-110			
Fluoride	20.0	mg/L	0.670	1.00	20	0.770	96.1	86-121			

MSD **CLIENT ID: Batch QC** **Lab ID: QC-1964820-005**

Method: EPA 9056A **Dilution:** 10 **Analysis Date:** 04/24/25 21:46

Prep Date: 04/24/25 17:41

Analyte	Result	Units	MDL	MRL	Spike Amount	Spike Ref. Amount	% Rec	% Rec Limits	RPD	RPD Limit	Qual
Chloride	167	mg/L	3.10	10.0	100	65.1	102	88-110	0.123	15	
Fluoride	20.2	mg/L	0.670	1.00	20	0.770	97.2	86-121	1.07	15	

The following samples were analyzed in this batch: HN2505072-001

QA/QC Report

Client:	Civil & Environmental Consultants, Inc.	**Work Order:**	HN2505072
Project:	341-963 Sammis	**Date Collected:**	NA
Matrix:	WATER	**Date Received:**	NA
Batch:	1964821		

General Chemistry Parameters

MB | **CLIENT ID: Method Blank** | **Lab ID: QC-1964821-001**

Method: EPA 9056A **Dilution:** 1 **Analysis Date:** 04/24/25 18:15

Prep Date: 04/24/25 18:10

Analyte	Result	Units	MDL	MRL	Spike Amount	Spike Ref. Amount	% Rec	% Rec Limits	RPD	RPD Limit	Qual
Chloride	ND	mg/L	0.310	1.00	0		NC	0-0			U
Fluoride	ND	mg/L	0.0670	0.100	0		NC	0-0			U
Sulfate	ND	mg/L	0.190	1.00	0		NC	0-0			U

LCS | **CLIENT ID: Laboratory Control Sample** | **Lab ID: QC-1964821-002**

Method: EPA 9056A **Dilution:** 1 **Analysis Date:** 04/24/25 18:05

Prep Date: 04/24/25 18:10

Analyte	Result	Units	MDL	MRL	Spike Amount	Spike Ref. Amount	% Rec	% Rec Limits	RPD	RPD Limit	Qual
Chloride	9.22	mg/L	0.310	1.00	10		92.2	88-110			
Fluoride	2.00	mg/L	0.0670	0.100	2		99.9	86-121			
Sulfate	9.56	mg/L	0.190	1.00	10		95.6	90-110			

MS | **CLIENT ID: SMMS-MW-15-041625** | **Lab ID: QC-1964821-004**

Method: EPA 9056A **Dilution:** 1 **Analysis Date:** 04/24/25 18:34

Prep Date: 04/24/25 18:10

Analyte	Result	Units	MDL	MRL	Spike Amount	Spike Ref. Amount	% Rec	% Rec Limits	RPD	RPD Limit	Qual
Fluoride	2.67	mg/L	0.0670	0.100	2	0.494	109	86-121			

MSD | **CLIENT ID: SMMS-MW-15-041625** | **Lab ID: QC-1964821-005**

Method: EPA 9056A **Dilution:** 1 **Analysis Date:** 04/24/25 18:44

Prep Date: 04/24/25 18:10

Analyte	Result	Units	MDL	MRL	Spike Amount	Spike Ref. Amount	% Rec	% Rec Limits	RPD	RPD Limit	Qual
Fluoride	2.66	mg/L	0.0670	0.100	2	0.494	108	86-121	0.263	15	

The following samples were analyzed in this batch: HN2505072-002, HN2505072-003, HN2505072-004, HN2505072-005, HN2505072-006, HN2505072-007

QA/QC Report

Client:	Civil & Environmental Consultants, Inc.	**Work Order:**	HN2505072
Project:	341-963 Sammis	**Date Collected:**	04/16/25 11:06
Matrix:	GROUNDWATER	**Date Received:**	04/18/25 09:30
Batch:	1964821		

General Chemistry Parameters

MS **CLIENT ID: SMMS-MW-15-041625** **Lab ID: QC-1964821-004**

Method: EPA 9056A **Dilution:** 10 **Analysis Date:** 04/30/25 17:31

Prep Date: 04/29/25 18:12

Analyte	Result	Units	MDL	MRL	Spike Amount	Spike Ref. Amount	% Rec	% Rec Limits	RPD	RPD Limit	Qual
Chloride	139	mg/L	3.10	10.0	100	37.5	102	88-110			
Sulfate	172	mg/L	1.90	10.0	100	67.5	104	90-110			

MSD **CLIENT ID: SMMS-MW-15-041625** **Lab ID: QC-1964821-005**

Method: EPA 9056A **Dilution:** 10 **Analysis Date:** 04/30/25 17:41

Prep Date: 04/29/25 18:12

Analyte	Result	Units	MDL	MRL	Spike Amount	Spike Ref. Amount	% Rec	% Rec Limits	RPD	RPD Limit	Qual
Chloride	139	mg/L	3.10	10.0	100	37.5	102	88-110	0.134	15	
Sulfate	173	mg/L	1.90	10.0	100	67.5	105	90-110	0.593	15	

The following samples were analyzed in this batch: HN2505072-002

QA/QC Report

Client:	Civil & Environmental Consultants, Inc.	**Work Order:**	HN2505072
Project:	341-963 Sammis	**Date Collected:**	NA
Matrix:	WATER	**Date Received:**	NA
Batch:	1966873		

General Chemistry Parameters

MB **CLIENT ID: Method Blank** **Lab ID: QC-MRG2-1966873001**

Method: EPA 9056A **Dilution:** 1 **Analysis Date:** 04/25/25 20:38

Prep Date: 04/25/25 17:20

Analyte	Result	Units	MDL	MRL	Spike Amount	Spike Ref. Amount	% Rec	% Rec Limits	RPD	RPD Limit	Qual
Chloride	ND	mg/L	0.310	1.00	0		NC	0-0			U
Fluoride	ND	mg/L	0.0670	0.100	0		NC	0-0			U
Sulfate	ND	mg/L	0.190	1.00	0		NC	0-0			U

LCS **CLIENT ID: Laboratory Control Sample** **Lab ID: QC-MRG2-1966873002**

Method: EPA 9056A **Dilution:** 1 **Analysis Date:** 04/25/25 20:28

Prep Date: 04/25/25 17:20

Analyte	Result	Units	MDL	MRL	Spike Amount	Spike Ref. Amount	% Rec	% Rec Limits	RPD	RPD Limit	Qual
Chloride	9.39	mg/L	0.310	1.00	10		93.9	88-110			
Fluoride	2.16	mg/L	0.0670	0.100	2		108	86-121			
Sulfate	10.1	mg/L	0.190	1.00	10		101	90-110			

MS **CLIENT ID: Batch QC** **Lab ID: QC-MRG2-1966874004**

Method: EPA 9056A **Dilution:** 1 **Analysis Date:** 04/25/25 20:57

Prep Date: 04/25/25 17:20

Analyte	Result	Units	MDL	MRL	Spike Amount	Spike Ref. Amount	% Rec	% Rec Limits	RPD	RPD Limit	Qual
Chloride	24.8	mg/L	0.310	1.00	10	14.1	107	88-110			E
Fluoride	3.03	mg/L	0.0670	0.100	2	0.775	113	86-121			

MSD **CLIENT ID: Batch QC** **Lab ID: QC-MRG2-1966874005**

Method: EPA 9056A **Dilution:** 1 **Analysis Date:** 04/25/25 21:07

Prep Date: 04/25/25 17:20

Analyte	Result	Units	MDL	MRL	Spike Amount	Spike Ref. Amount	% Rec	% Rec Limits	RPD	RPD Limit	Qual
Chloride	24.7	mg/L	0.310	1.00	10	14.1	106	88-110	0.374	15	E
Fluoride	3.03	mg/L	0.0670	0.100	2	0.775	113	86-121	0.0758	15	

The following samples were analyzed in this batch: HN2505072-003, HN2505072-004, HN2505072-005, HN2505072-006, HN2505072-007

QA/QC Report

Client:	Civil & Environmental Consultants, Inc.	**Work Order:**	HN2505072
Project:	341-963 Sammis	**Date Collected:**	04/23/25 11:40
Matrix:	WATER	**Date Received:**	04/25/25 09:30
Batch:	1966873		

General Chemistry Parameters

MS **CLIENT ID: Batch QC** **Lab ID: QC-1966873-004**

Method: EPA 9056A **Dilution:** 40 **Analysis Date:** 04/29/25 03:05

Prep Date: 04/28/25 19:16

Analyte	Result	Units	MDL	MRL	Spike Amount	Spike Ref. Amount	% Rec	% Rec Limits	RPD	RPD Limit	Qual
Sulfate	674	mg/L	7.60	40.0	400	267	102	90-110			

MSD **CLIENT ID: Batch QC** **Lab ID: QC-1966873-005**

Method: EPA 9056A **Dilution:** 40 **Analysis Date:** 04/29/25 03:15

Prep Date: 04/28/25 19:16

Analyte	Result	Units	MDL	MRL	Spike Amount	Spike Ref. Amount	% Rec	% Rec Limits	RPD	RPD Limit	Qual
Sulfate	674	mg/L	7.60	40.0	400	267	102	90-110	0.0136	15	

The following samples were analyzed in this batch:

QA/QC Report

Client:	Civil & Environmental Consultants, Inc.	**Work Order:**	HN2505072
Project:	341-963 Sammis	**Date Collected:**	NA
Matrix:	WATER	**Date Received:**	NA
Batch:	1966876		

General Chemistry Parameters

MB **CLIENT ID: Method Blank** **Lab ID: QC-1966876-001**

Method: EPA 9056A **Dilution:** 1 **Analysis Date:** 04/26/25 00:52

Prep Date: 04/25/25 17:20

Analyte	Result	Units	MDL	MRL	Spike Amount	Spike Ref. Amount	% Rec	% Rec Limits	RPD	RPD Limit	Qual
Chloride	ND	mg/L	0.310	1.00	0		NC	0-0			U
Fluoride	ND	mg/L	0.0670	0.100	0		NC	0-0			U
Sulfate	ND	mg/L	0.190	1.00	0		NC	0-0			U

LCS **CLIENT ID: Laboratory Control Sample** **Lab ID: QC-1966876-002**

Method: EPA 9056A **Dilution:** 1 **Analysis Date:** 04/26/25 00:42

Prep Date: 04/25/25 17:20

Analyte	Result	Units	MDL	MRL	Spike Amount	Spike Ref. Amount	% Rec	% Rec Limits	RPD	RPD Limit	Qual
Chloride	9.35	mg/L	0.310	1.00	10		93.5	88-110			
Fluoride	2.19	mg/L	0.0670	0.100	2		109	86-121			
Sulfate	10.1	mg/L	0.190	1.00	10		101	90-110			

The following samples were analyzed in this batch: HN2505072-003, HN2505072-004, HN2505072-005, HN2505072-006, HN2505072-007

QA/QC Report

Client:	Civil & Environmental Consultants, Inc.	**Work Order:**	HN2505072
Project:	341-963 Sammis	**Date Collected:**	NA
Matrix:	WATER	**Date Received:**	NA
Batch:	1971747		

General Chemistry Parameters

MB | **CLIENT ID: Method Blank** | **Lab ID: QC-1971747-001**

Method: EPA 9056A **Dilution:** 1 **Analysis Date:** 04/30/25 17:11

Prep Date: 04/29/25 18:12

Analyte	Result	Units	MDL	MRL	Spike Amount	Spike Ref. Amount	% Rec	% Rec Limits	RPD	RPD Limit	Qual
Chloride	ND	mg/L	0.310	1.00	0		NC	0-0			U
Fluoride	ND	mg/L	0.0670	0.100	0		NC	0-0			U
Sulfate	ND	mg/L	0.190	1.00	0		NC	0-0			U

LCS | **CLIENT ID: Laboratory Control Sample** | **Lab ID: QC-1971747-002**

Method: EPA 9056A **Dilution:** 1 **Analysis Date:** 04/30/25 17:02

Prep Date: 04/29/25 18:12

Analyte	Result	Units	MDL	MRL	Spike Amount	Spike Ref. Amount	% Rec	% Rec Limits	RPD	RPD Limit	Qual
Chloride	10.2	mg/L	0.310	1.00	10		102	88-110			
Fluoride	2.14	mg/L	0.0670	0.100	2		107	86-121			
Sulfate	10.7	mg/L	0.190	1.00	10		107	90-110			

The following samples were analyzed in this batch: HN2505072-002

QA/QC Report

Client:	Civil & Environmental Consultants, Inc.	**Work Order:**	HN2505072
Project:	341-963 Sammis	**Date Collected:**	NA
Matrix:	WATER	**Date Received:**	NA
Batch:	1957027		

Metals

MB | **CLIENT ID: Method Blank** | **Lab ID: QC-1957027-001**

Method: EPA 7470A **Dilution:** 1 **Analysis Date:** 04/18/25 14:48

Prep Date: 04/18/25 12:43

Analyte	Result	Units	MDL	MRL	Spike Amount	Spike Ref. Amount	% Rec	% Rec Limits	RPD	RPD Limit	Qual
Mercury	ND	mg/L	0.000160	0.000200	0		NC	0-0			U

LCS | **CLIENT ID: Laboratory Control Sample** | **Lab ID: QC-1957027-002**

Method: EPA 7470A **Dilution:** 1 **Analysis Date:** 04/18/25 14:50

Prep Date: 04/18/25 12:43

Analyte	Result	Units	MDL	MRL	Spike Amount	Spike Ref. Amount	% Rec	% Rec Limits	RPD	RPD Limit	Qual
Mercury	0.00228	mg/L	0.000160	0.000200	0.002		114	80-120			

MS | **CLIENT ID: SMMS-MW-3-041625** | **Lab ID: QC-1957027-004**

Method: EPA 7470A **Dilution:** 1 **Analysis Date:** 04/18/25 14:54

Prep Date: 04/18/25 12:43

Analyte	Result	Units	MDL	MRL	Spike Amount	Spike Ref. Amount	% Rec	% Rec Limits	RPD	RPD Limit	Qual
Mercury	0.00216	mg/L	0.000160	0.000200	0.002	ND	109	75-125			

MSD | **CLIENT ID: SMMS-MW-3-041625** | **Lab ID: QC-1957027-005**

Method: EPA 7470A **Dilution:** 1 **Analysis Date:** 04/18/25 14:55

Prep Date: 04/18/25 12:43

Analyte	Result	Units	MDL	MRL	Spike Amount	Spike Ref. Amount	% Rec	% Rec Limits	RPD	RPD Limit	Qual
Mercury	0.00226	mg/L	0.000160	0.000200	0.002	ND	114	75-125	4.74	20	

The following samples were analyzed in this batch: HN2505072-001, HN2505072-002, HN2505072-003, HN2505072-004, HN2505072-005, HN2505072-006, HN2505072-007

QA/QC Report

Client:	Civil & Environmental Consultants, Inc.	**Work Order:**	HN2505072
Project:	341-963 Sammis	**Date Collected:**	NA
Matrix:	WATER	**Date Received:**	NA
Batch:	1957028		

Metals

MB | **CLIENT ID: Method Blank** | **Lab ID: QC-1957028-001**

Method: EPA 7470A **Dilution:** 1 **Analysis Date:** 04/18/25 15:13
Prep Date: 04/18/25 12:43

Analyte	Result	Units	MDL	MRL	Spike Amount	Spike Ref. Amount	% Rec	% Rec Limits	RPD	RPD Limit	Qual
Mercury, dissolved	ND	mg/L	0.000160	0.000200	0		NC	0-0			U

LCS | **CLIENT ID: Laboratory Control Sample** | **Lab ID: QC-1957028-002**

Method: EPA 7470A **Dilution:** 1 **Analysis Date:** 04/18/25 15:15
Prep Date: 04/18/25 12:43

Analyte	Result	Units	MDL	MRL	Spike Amount	Spike Ref. Amount	% Rec	% Rec Limits	RPD	RPD Limit	Qual
Mercury, dissolved	0.00220	mg/L	0.000160	0.000200	0.002		110	80-120			

MS | **CLIENT ID: SMMS-MW-3-041625** | **Lab ID: QC-1957028-004**

Method: EPA 7470A **Dilution:** 1 **Analysis Date:** 04/18/25 15:19
Prep Date: 04/18/25 12:43

Analyte	Result	Units	MDL	MRL	Spike Amount	Spike Ref. Amount	% Rec	% Rec Limits	RPD	RPD Limit	Qual
Mercury, dissolved	0.00212	mg/L	0.000160	0.000200	0.002	ND	106	75-125			

MSD | **CLIENT ID: SMMS-MW-3-041625** | **Lab ID: QC-1957028-005**

Method: EPA 7470A **Dilution:** 1 **Analysis Date:** 04/18/25 15:20
Prep Date: 04/18/25 12:43

Analyte	Result	Units	MDL	MRL	Spike Amount	Spike Ref. Amount	% Rec	% Rec Limits	RPD	RPD Limit	Qual
Mercury, dissolved	0.00208	mg/L	0.000160	0.000200	0.002	ND	105	75-125	1.43	20	

The following samples were analyzed in this batch: HN2505072-001, HN2505072-002, HN2505072-003, HN2505072-004, HN2505072-005, HN2505072-006, HN2505072-007

QA/QC Report

Client: Civil & Environmental Consultants, Inc.
Project: 341-963 Sammis
Matrix: WATER
Batch: 1957669

Work Order: HN2505072
Date Collected: NA
Date Received: NA

Metals

MB | **CLIENT ID: Method Blank** | **Lab ID: QC-1957669-001**

Method: EPA 6020B | **Dilution:** 1 | **Analysis Date:** 04/21/25 19:52
Prep Date: 04/20/25 13:56

Analyte	Result	Units	MDL	MRL	Spike Amount	Spike Ref. Amount	% Rec	% Rec Limits	RPD	RPD Limit	Qual
Antimony, dissolved	ND	mg/L	0.000420	0.00500	0		NC	0-0			U
Arsenic, dissolved	ND	mg/L	0.000190	0.00500	0		NC	0-0			U
Barium, dissolved	ND	mg/L	0.000570	0.00500	0		NC	0-0			U
Beryllium, dissolved	ND	mg/L	0.000130	0.00200	0		NC	0-0			U
Cadmium, dissolved	ND	mg/L	0.000140	0.00200	0		NC	0-0			U
Calcium, dissolved	ND	mg/L	0.221	0.500	0		NC	0-0			U
Chromium, dissolved	ND	mg/L	0.000610	0.00500	0		NC	0-0			U
Cobalt, dissolved	ND	mg/L	0.000270	0.00500	0		NC	0-0			U
Lead, dissolved	ND	mg/L	0.000220	0.00500	0		NC	0-0			U
Lithium, dissolved	ND	mg/L	0.00170	0.0100	0		NC	0-0			U
Molybdenum, dissolved	ND	mg/L	0.000330	0.00500	0		NC	0-0			U
Selenium, dissolved	ND	mg/L	0.000480	0.00500	0		NC	0-0			U
Thallium, dissolved	ND	mg/L	0.000150	0.00500	0		NC	0-0			U

LCS | **CLIENT ID: Laboratory Control Sample** | **Lab ID: QC-1957669-002**

Method: EPA 6020B | **Dilution:** 1 | **Analysis Date:** 04/21/25 19:54
Prep Date: 04/20/25 13:56

Analyte	Result	Units	MDL	MRL	Spike Amount	Spike Ref. Amount	% Rec	% Rec Limits	RPD	RPD Limit	Qual
Antimony, dissolved	0.110	mg/L	0.000420	0.00500	0.1		110	80-120			
Arsenic, dissolved	0.103	mg/L	0.000190	0.00500	0.1		103	80-120			
Barium, dissolved	0.107	mg/L	0.000570	0.00500	0.1		107	80-120			
Beryllium, dissolved	0.102	mg/L	0.000130	0.00200	0.1		102	80-120			
Cadmium, dissolved	0.107	mg/L	0.000140	0.00200	0.1		107	80-120			
Calcium, dissolved	10.5	mg/L	0.221	0.500	10		105	80-120			
Chromium, dissolved	0.102	mg/L	0.000610	0.00500	0.1		102	80-120			
Cobalt, dissolved	0.102	mg/L	0.000270	0.00500	0.1		102	80-120			
Lead, dissolved	0.106	mg/L	0.000220	0.00500	0.1		106	80-120			
Lithium, dissolved	0.103	mg/L	0.00170	0.0100	0.1		103	80-120			
Molybdenum, dissolved	0.105	mg/L	0.000330	0.00500	0.1		105	80-120			
Selenium, dissolved	0.103	mg/L	0.000480	0.00500	0.1		103	80-120			
Thallium, dissolved	0.102	mg/L	0.000150	0.00500	0.1		102	80-120			

MS | **CLIENT ID: Batch QC** | **Lab ID: QC-1957669-004**

Method: EPA 6020B | **Dilution:** 1 | **Analysis Date:** 04/21/25 19:57
Prep Date: 04/20/25 13:56

Analyte	Result	Units	MDL	MRL	Spike Amount	Spike Ref. Amount	% Rec	% Rec Limits	RPD	RPD Limit	Qual
Antimony, dissolved	0.104	mg/L	0.000420	0.00499	0.1	ND	104	75-125			
Arsenic, dissolved	0.0999	mg/L	0.000190	0.00499	0.1	0.000475	99.4	75-125			
Barium, dissolved	0.230	mg/L	0.000570	0.00499	0.1	0.128	101	75-125			
Beryllium, dissolved	0.0965	mg/L	0.000130	0.00199	0.1	ND	96.5	75-125			

QA/QC Report

Client: Civil & Environmental Consultants, Inc.
Project: 341-963 Sammis
Matrix: WATER
Batch: 1957669

Work Order: HN2505072
Date Collected: NA
Date Received: NA

MS | **CLIENT ID: Batch QC** | **Lab ID: QC-1957669-004**

Method: EPA 6020B **Dilution:** 1 **Analysis Date:** 04/21/25 19:57
Prep Date: 04/20/25 13:56

Analyte	Result	Units	MDL	MRL	Spike Amount	Spike Ref. Amount	% Rec	% Rec Limits	RPD	RPD Limit	Qual
Cadmium, dissolved	0.100	mg/L	0.000140	0.00199	0.1	ND	100	75-125			
Calcium, dissolved	114	mg/L	0.221	0.500	10	108	NC	75-125			O
Chromium, dissolved	0.0966	mg/L	0.000610	0.00499	0.1	ND	96.4	75-125			
Cobalt, dissolved	0.0951	mg/L	0.000270	0.00499	0.1	0.000650	94.5	75-125			
Lead, dissolved	0.101	mg/L	0.000220	0.00499	0.1	0.000463	101	75-125			
Lithium, dissolved	0.0997	mg/L	0.00170	0.01000	0.1	0.00215	97.6	75-125			
Molybdenum, dissolved	0.0998	mg/L	0.000330	0.00499	0.1	0.000421	99.4	75-125			
Selenium, dissolved	0.100	mg/L	0.000480	0.00499	0.1	0.00310	97.4	75-125			
Thallium, dissolved	0.0974	mg/L	0.000150	0.00499	0.1	ND	97.2	75-125			

MSD | **CLIENT ID: Batch QC** | **Lab ID: QC-1957669-005**

Method: EPA 6020B **Dilution:** 1 **Analysis Date:** 04/21/25 19:59
Prep Date: 04/20/25 13:56

Analyte	Result	Units	MDL	MRL	Spike Amount	Spike Ref. Amount	% Rec	% Rec Limits	RPD	RPD Limit	Qual
Antimony, dissolved	0.105	mg/L	0.000420	0.00500	0.1	ND	105	75-125	1.12	20	
Arsenic, dissolved	0.102	mg/L	0.000190	0.00500	0.1	0.000475	101	75-125	1.97	20	
Barium, dissolved	0.230	mg/L	0.000570	0.00500	0.1	0.128	101	75-125	0.0345	20	
Beryllium, dissolved	0.0994	mg/L	0.000130	0.00200	0.1	ND	99.4	75-125	2.97	20	
Cadmium, dissolved	0.103	mg/L	0.000140	0.00200	0.1	ND	103	75-125	2.57	20	
Calcium, dissolved	114	mg/L	0.221	0.500	10	108	NC	75-125	0.542	20	O
Chromium, dissolved	0.0983	mg/L	0.000610	0.00500	0.1	ND	98.1	75-125	1.76	20	
Cobalt, dissolved	0.0966	mg/L	0.000270	0.00500	0.1	0.000650	96.0	75-125	1.56	20	
Lead, dissolved	0.104	mg/L	0.000220	0.00500	0.1	0.000463	104	75-125	2.73	20	
Lithium, dissolved	0.102	mg/L	0.00170	0.0100	0.1	0.00215	100	75-125	2.73	20	
Molybdenum, dissolved	0.102	mg/L	0.000330	0.00500	0.1	0.000421	101	75-125	1.97	20	
Selenium, dissolved	0.102	mg/L	0.000480	0.00500	0.1	0.00310	98.8	75-125	1.44	20	
Thallium, dissolved	0.0993	mg/L	0.000150	0.00500	0.1	ND	99.2	75-125	1.94	20	

The following samples were analyzed in this batch: HN2505072-001, HN2505072-002, HN2505072-003, HN2505072-004, HN2505072-005, HN2505072-006, HN2505072-007

QA/QC Report

Client:	Civil & Environmental Consultants, Inc.	**Work Order:**	HN2505072
Project:	341-963 Sammis	**Date Collected:**	NA
Matrix:	WATER	**Date Received:**	NA
Batch:	1958451		

Metals

MB | **CLIENT ID: Method Blank** | **Lab ID: QC-1958451-001**

Method: EPA 6020B **Dilution:** 1 **Analysis Date:** 04/22/25 16:45

Prep Date: 04/21/25 16:24

Analyte	Result	Units	MDL	MRL	Spike Amount	Spike Ref. Amount	% Rec	% Rec Limits	RPD	RPD Limit	Qual
Antimony	ND	mg/L	0.000420	0.00500	0		NC	0-0			U
Arsenic	ND	mg/L	0.000190	0.00500	0		NC	0-0			U
Barium	ND	mg/L	0.000570	0.00500	0		NC	0-0			U
Beryllium	ND	mg/L	0.000130	0.00200	0		NC	0-0			U
Boron	ND	mg/L	0.0154	0.0200	0		NC	0-0			U
Cadmium	ND	mg/L	0.000140	0.00200	0		NC	0-0			U
Calcium	ND	mg/L	0.221	0.500	0		NC	0-0			U
Chromium	ND	mg/L	0.000610	0.00500	0		NC	0-0			U
Cobalt	ND	mg/L	0.000270	0.00500	0		NC	0-0			U
Lead	ND	mg/L	0.000220	0.00500	0		NC	0-0			U
Lithium	ND	mg/L	0.00170	0.0100	0		NC	0-0			U
Molybdenum	ND	mg/L	0.000330	0.00500	0		NC	0-0			U
Selenium	ND	mg/L	0.000480	0.00500	0		NC	0-0			U
Thallium	ND	mg/L	0.000150	0.00500	0		NC	0-0			U

LCS | **CLIENT ID: Laboratory Control Sample** | **Lab ID: QC-1958451-002**

Method: EPA 6020B **Dilution:** 1 **Analysis Date:** 04/22/25 16:47

Prep Date: 04/21/25 16:24

Analyte	Result	Units	MDL	MRL	Spike Amount	Spike Ref. Amount	% Rec	% Rec Limits	RPD	RPD Limit	Qual
Antimony	0.200	mg/L	0.000420	0.00500	0.2		99.8	80-120			
Arsenic	0.190	mg/L	0.000190	0.00500	0.2		94.9	80-120			
Barium	0.197	mg/L	0.000570	0.00500	0.2		98.4	80-120			
Beryllium	0.201	mg/L	0.000130	0.00200	0.2		100	80-120			
Boron	1.00	mg/L	0.0154	0.0200	1		100	80-120			
Cadmium	0.199	mg/L	0.000140	0.00200	0.2		99.7	80-120			
Calcium	19.7	mg/L	0.221	0.500	20		98.4	80-120			
Chromium	0.187	mg/L	0.000610	0.00500	0.2		93.5	80-120			
Cobalt	0.192	mg/L	0.000270	0.00500	0.2		96.0	80-120			
Lead	0.196	mg/L	0.000220	0.00500	0.2		98.0	80-120			
Lithium	0.192	mg/L	0.00170	0.0100	0.2		95.9	80-120			
Molybdenum	0.196	mg/L	0.000330	0.00500	0.2		98.3	80-120			
Selenium	0.192	mg/L	0.000480	0.00500	0.2		95.9	80-120			
Thallium	0.189	mg/L	0.000150	0.00500	0.2		94.7	80-120			

MS | **CLIENT ID: Batch QC** | **Lab ID: QC-1958451-004**

Method: EPA 6020B **Dilution:** 1 **Analysis Date:** 04/22/25 16:50

Prep Date: 04/21/25 16:24

Analyte	Result	Units	MDL	MRL	Spike Amount	Spike Ref. Amount	% Rec	% Rec Limits	RPD	RPD Limit	Qual
Antimony	0.193	mg/L	0.000420	0.00499	0.2	ND	96.5	75-125			
Arsenic	0.188	mg/L	0.000190	0.00499	0.2	0.000236	94.1	75-125			

QA/QC Report

Client:	Civil & Environmental Consultants, Inc.	**Work Order:**	HN2505072
Project:	341-963 Sammis	**Date Collected:**	NA
Matrix:	WATER	**Date Received:**	NA
Batch:	1958451		

MS **CLIENT ID: Batch QC** **Lab ID: QC-1958451-004**

Method: EPA 6020B **Dilution:** 1 **Analysis Date:** 04/22/25 16:50

Prep Date: 04/21/25 16:24

Analyte	Result	Units	MDL	MRL	Spike Amount	Spike Ref. Amount	% Rec	% Rec Limits	RPD	RPD Limit	Qual
Barium	0.200	mg/L	0.000570	0.00499	0.2	0.00876	95.4	75-125			
Beryllium	0.197	mg/L	0.000130	0.00199	0.2	ND	98.6	75-125			
Boron	0.996	mg/L	0.0154	0.0200	1	0.0225	97.3	75-125			
Cadmium	0.190	mg/L	0.000140	0.00199	0.2	ND	95.0	75-125			
Chromium	0.185	mg/L	0.000610	0.00499	0.2	0.000610	92.1	75-125			
Cobalt	0.187	mg/L	0.000270	0.00499	0.2	ND	93.7	75-125			
Lead	0.191	mg/L	0.000220	0.00499	0.2	ND	95.5	75-125			
Lithium	0.187	mg/L	0.00170	0.01000	0.2	ND	92.9	75-125			
Molybdenum	0.192	mg/L	0.000330	0.00499	0.2	ND	95.9	75-125			
Selenium	0.184	mg/L	0.000480	0.00499	0.2	0.000672	91.6	75-125			
Thallium	0.184	mg/L	0.000150	0.00499	0.2	0.000287	92.0	75-125			

MSD **CLIENT ID: Batch QC** **Lab ID: QC-1958451-005**

Method: EPA 6020B **Dilution:** 1 **Analysis Date:** 04/22/25 16:52

Prep Date: 04/21/25 16:24

Analyte	Result	Units	MDL	MRL	Spike Amount	Spike Ref. Amount	% Rec	% Rec Limits	RPD	RPD Limit	Qual
Antimony	0.193	mg/L	0.000420	0.00500	0.2	ND	96.6	75-125	0.0922	20	
Arsenic	0.189	mg/L	0.000190	0.00500	0.2	0.000236	94.4	75-125	0.348	20	
Barium	0.198	mg/L	0.000570	0.00500	0.2	0.00876	94.6	75-125	0.882	20	
Beryllium	0.198	mg/L	0.000130	0.00200	0.2	ND	99.2	75-125	0.590	20	
Boron	1.01	mg/L	0.0154	0.0200	1	0.0225	98.6	75-125	1.31	20	
Cadmium	0.191	mg/L	0.000140	0.00200	0.2	ND	95.4	75-125	0.436	20	
Chromium	0.186	mg/L	0.000610	0.00500	0.2	0.000610	92.8	75-125	0.734	20	
Cobalt	0.188	mg/L	0.000270	0.00500	0.2	ND	93.8	75-125	0.138	20	
Lead	0.190	mg/L	0.000220	0.00500	0.2	ND	95.0	75-125	0.500	20	
Lithium	0.189	mg/L	0.00170	0.0100	0.2	ND	93.8	75-125	1.03	20	
Molybdenum	0.192	mg/L	0.000330	0.00500	0.2	ND	96.0	75-125	0.102	20	
Selenium	0.189	mg/L	0.000480	0.00500	0.2	0.000672	94.0	75-125	2.56	20	
Thallium	0.185	mg/L	0.000150	0.00500	0.2	0.000287	92.2	75-125	0.241	20	

The following samples were analyzed in this batch: HN2505072-001, HN2505072-002, HN2505072-003, HN2505072-004, HN2505072-005, HN2505072-006, HN2505072-007

QA/QC Report

Client:	Civil & Environmental Consultants, Inc.	**Work Order:**	HN2505072
Project:	341-963 Sammis	**Date Collected:**	04/18/25 09:44
Matrix:	GROUNDWATER	**Date Received:**	04/17/25 18:50
Batch:	1958451		

Metals

MS | **CLIENT ID: Batch QC** | **Lab ID: QC-1958451-004**

Method: EPA 6020B **Dilution:** 10 **Analysis Date:** 04/23/25 15:03

Prep Date: 04/21/25 16:24

Analyte	Result	Units	MDL	MRL	Spike Amount	Spike Ref. Amount	% Rec	% Rec Limits	RPD	RPD Limit	Qual
Calcium	85.1	mg/L	2.21	5.00	10	70.6	NC	75-125			O

MSD | **CLIENT ID: Batch QC** | **Lab ID: QC-1958451-005**

Method: EPA 6020B **Dilution:** 10 **Analysis Date:** 04/23/25 15:04

Prep Date: 04/21/25 16:24

Analyte	Result	Units	MDL	MRL	Spike Amount	Spike Ref. Amount	% Rec	% Rec Limits	RPD	RPD Limit	Qual
Calcium	83.0	mg/L	2.21	5.00	10	70.6	NC	75-125	2.47	20	O

PDS | **CLIENT ID: Batch QC** | **Lab ID: QC-1958451-006**

Method: EPA 6020B **Dilution:** 10 **Analysis Date:** 04/23/25 15:08

Prep Date: 04/21/25 16:24

Analyte	Result	Units	MDL	MRL	Spike Amount	Spike Ref. Amount	% Rec	% Rec Limits	RPD	RPD Limit	Qual
Calcium	196	mg/L	2.21	5.00	100	70.6	125	75-125			

The following samples were analyzed in this batch: HN2505072-001, HN2505072-002, HN2505072-003, HN2505072-004, HN2505072-005, HN2505072-006, HN2505072-007

QA/QC Report

Client:	Civil & Environmental Consultants, Inc.	**Work Order:**	HN2505072
Project:	341-963 Sammis	**Date Collected:**	NA
Matrix:	WATER	**Date Received:**	NA
Batch:	1961840		

Metals

MB | **CLIENT ID: Method Blank** | **Lab ID: QC-1961840-001**

Method: EPA 6020B **Dilution:** 1 **Analysis Date:** 04/23/25 18:04
Prep Date: 04/23/25 14:21

Analyte	Result	Units	MDL	MRL	Spike Amount	Spike Ref. Amount	% Rec	% Rec Limits	RPD	RPD Limit	Qual
Boron, dissolved	ND	mg/L	0.0154	0.0200	0		NC	0-0			U

LCS | **CLIENT ID: Laboratory Control Sample** | **Lab ID: QC-1961840-002**

Method: EPA 6020B **Dilution:** 1 **Analysis Date:** 04/23/25 18:06
Prep Date: 04/23/25 14:21

Analyte	Result	Units	MDL	MRL	Spike Amount	Spike Ref. Amount	% Rec	% Rec Limits	RPD	RPD Limit	Qual
Boron, dissolved	0.483	mg/L	0.0154	0.0200	0.5		96.6	80-120			

MS | **CLIENT ID: Batch QC** | **Lab ID: QC-1961840-004**

Method: EPA 6020B **Dilution:** 1 **Analysis Date:** 04/23/25 18:09
Prep Date: 04/23/25 14:21

Analyte	Result	Units	MDL	MRL	Spike Amount	Spike Ref. Amount	% Rec	% Rec Limits	RPD	RPD Limit	Qual
Boron, dissolved	0.651	mg/L	0.0154	0.0200	0.5	0.161	98.0	75-125			

MSD | **CLIENT ID: Batch QC** | **Lab ID: QC-1961840-005**

Method: EPA 6020B **Dilution:** 1 **Analysis Date:** 04/23/25 18:11
Prep Date: 04/23/25 14:21

Analyte	Result	Units	MDL	MRL	Spike Amount	Spike Ref. Amount	% Rec	% Rec Limits	RPD	RPD Limit	Qual
Boron, dissolved	0.677	mg/L	0.0154	0.0200	0.5	0.161	103	75-125	3.85	20	

The following samples were analyzed in this batch: HN2505072-001, HN2505072-002, HN2505072-003, HN2505072-004, HN2505072-005, HN2505072-006, HN2505072-007

Subcontracted Analytical Parameters

GEL Laboratories LLC
a member of The GEL Group INC

2040 Savage Road | Charleston, SC 29407
843.556.8171

gel.com

May 13, 2025

Jodi Blouw
ALS Group USA, Corp
3352 128th Ave
Holland, Michigan 49424

Re: Holland - Blouw L2
Work Order: 720653

Dear Jodi Blouw:

GEL Laboratories, LLC (GEL) appreciates the opportunity to provide the enclosed analytical results for the sample(s) we received on April 22, 2025. This original data report has been prepared and reviewed in accordance with GEL's standard operating procedures.

The samples were delivered with proper chain of custody documentation and signatures. All sample containers arrived without any visible signs of tampering or breakage. Upon receipt at GEL, it was noted that all sample containers were out of pH specifications for analysis with pH>2. GEL's receiving team added nitric acid preservative to the samples and placed them under a 24 hour hold prior to analysis.

Test results for NELAP or ISO 17025 accredited tests are verified to meet the requirements of those standards, with any exceptions noted. The results reported relate only to the items tested and to the sample as received by the laboratory. These results may not be reproduced except as full reports without approval by the laboratory. Copies of GEL's accreditations and certifications can be found on our website at www.gel.com.

Our policy is to provide high quality, personalized analytical services to enable you to meet your analytical needs on time every time. We trust that you will find everything in order and to your satisfaction. If you have any questions, please do not hesitate to call me at (843) 556-8171, ext. 4422.

Sincerely,

A. Melendrez

Adrian Melendrez for
Jacob Crook
Project Manager

Purchase Order: HN2505072
Enclosures

GEL LABORATORIES LLC

2040 Savage Road Charleston SC 29407 - (843) 556-8171 - www.gel.com

Certificate of Analysis Report
for

ALSE001 ALS Environmental

Client SDG: 720653 GEL Work Order: 720653

The Qualifiers in this report are defined as follows:

* A quality control analyte recovery is outside of specified acceptance criteria

** Analyte is a Tracer compound

** Analyte is a surrogate compound

U Analyte was analyzed for, but not detected above the MDL, MDA, MDC or LOD.

Where the analytical method has been performed under NELAP certification, the analysis has met all of the requirements of the NELAC standard unless qualified on the Certificate of Analysis.

The designation ND, if present, appears in the result column when the analyte concentration is not detected above the limit as defined in the 'U' qualifier above.

This data report has been prepared and reviewed in accordance with GEL Laboratories LLC standard operating procedures. Please direct any questions to your Project Manager, Jacob Crook.

Reviewed by A. Melendez

GEL LABORATORIES LLC

2040 Savage Road Charleston SC 29407 - (843) 556-8171 - www.gel.com

Certificate of Analysis

Company : ALS Group USA, Corp
Address : 3352 128th Ave

Holland, Michigan 49424 — Report Date: May 13, 2025

Contact: Jodi Blouw
Project: Holland - Blouw L2

Client Sample ID: SMMS-MW-3-041625
Sample ID: 720653001
Matrix: Water
Collect Date: 16-APR-25
Receive Date: 22-APR-25
Collector: Client

Project: ALSE00923
Client ID: ALSE001

Parameter	Qualifier	Result	Uncertainty	MDC	TPU	RL	Units	PF	DF	Analyst	Date	Time	Batch	Mtd.
Rad Gas Flow Proportional Counting														
GFPC Ra228, Liquid "As Received"														
Radium-228		3.41	+/-1.65	2.41	+/-1.91	3.00	pCi/L			HH3	04/30/25	0856	2786106	1
Rad Radium-226														
Lucas Cell, Ra226, Liquid "As Received"														
Radium-226	U	0.148	+/-0.320	0.606	+/-0.321	1.00	pCi/L			MJ2	05/08/25	1112	2787782	2

The following Analytical Methods were performed

Method	Description
1	EPA 904.0/SW846 9320 Modified
2	EPA 903.1 Modified

Surrogate/Tracer Recovery	Test	Batch ID	Recovery%	Acceptable Limits
Barium-133 Tracer	GFPC Ra228, Liquid "As Received"	2786106	79.8	(15%-125%)

Notes:

The MDC is a sample specific MDC.
TPU and Counting Uncertainty are calculated at the 95% confidence level (1.96-sigma).

Column headers are defined as follows:

DF: Dilution Factor
DL: Detection Limit
Lc/LC: Critical Level
MDA: Minimum Detectable Activity
MDC: Minimum Detectable Concentration
Mtd.: Method
PF: Prep Factor
RL: Reporting Limit
TPU: Total Propagated Uncertainty

GEL LABORATORIES LLC

2040 Savage Road Charleston SC 29407 - (843) 556-8171 - www.gel.com

Certificate of Analysis

Company : ALS Group USA, Corp
Address : 3352 128th Ave

Holland, Michigan 49424 — Report Date: May 13, 2025

Contact: Jodi Blouw
Project: Holland - Blouw L2

Client Sample ID: SMMS-MW-15-041625 — Project: ALSE00923
Sample ID: 720653002 — Client ID: ALSE001
Matrix: Water
Collect Date: 16-APR-25
Receive Date: 22-APR-25
Collector: Client

Parameter	Qualifier	Result	Uncertainty	MDC	TPU	RL	Units	PF	DF	Analyst	Date	Time	Batch	Mtd.
Rad Gas Flow Proportional Counting														
GFPC Ra228, Liquid "As Received"														
Radium-228		2.59	+/-1.28	1.82	+/-1.47	3.00	pCi/L			HH3	04/30/25	0856	2786106	1
Rad Radium-226														
Lucas Cell, Ra226, Liquid "As Received"														
Radium-226		0.604	+/-0.396	0.531	+/-0.421	1.00	pCi/L			MJ2	05/08/25	1112	2787782	2

The following Analytical Methods were performed

Method	Description
1	EPA 904.0/SW846 9320 Modified
2	EPA 903.1 Modified

Surrogate/Tracer Recovery	Test	Batch ID	Recovery%	Acceptable Limits
Barium-133 Tracer	GFPC Ra228, Liquid "As Received"	2786106	85.3	(15%-125%)

Notes:

The MDC is a sample specific MDC.
TPU and Counting Uncertainty are calculated at the 95% confidence level (1.96-sigma).

Column headers are defined as follows:

DF: Dilution Factor
DL: Detection Limit
Lc/LC: Critical Level
MDA: Minimum Detectable Activity
MDC: Minimum Detectable Concentration
Mtd.: Method
PF: Prep Factor
RL: Reporting Limit
TPU: Total Propagated Uncertainty

GEL LABORATORIES LLC

2040 Savage Road Charleston SC 29407 - (843) 556-8171 - www.gel.com

Certificate of Analysis

Company : ALS Group USA, Corp
Address : 3352 128th Ave

Holland, Michigan 49424 — Report Date: May 13, 2025

Contact: Jodi Blouw
Project: Holland - Blouw L2

Client Sample ID: SMMS-MW-1-041625 — Project: ALSE00923
Sample ID: 720653003 — Client ID: ALSE001
Matrix: Water
Collect Date: 16-APR-25
Receive Date: 22-APR-25
Collector: Client

Parameter	Qualifier	Result	Uncertainty	MDC	TPU	RL	Units	PF	DF	Analyst	Date	Time	Batch	Mtd.
Rad Gas Flow Proportional Counting														
GFPC Ra228, Liquid "As Received"														
Radium-228		3.19	+/-1.59	2.28	+/-1.82	3.00	pCi/L			HH3	04/30/25	0856	2786106	1
Rad Radium-226														
Lucas Cell, Ra226, Liquid "As Received"														
Radium-226		0.627	+/-0.383	0.400	+/-0.398	1.00	pCi/L			MJ2	05/08/25	1112	2787782	2

The following Analytical Methods were performed

Method	Description
1	EPA 904.0/SW846 9320 Modified
2	EPA 903.1 Modified

Surrogate/Tracer Recovery	Test	Batch ID	Recovery%	Acceptable Limits
Barium-133 Tracer	GFPC Ra228, Liquid "As Received"	2786106	71.9	(15%-125%)

Notes:

The MDC is a sample specific MDC.
TPU and Counting Uncertainty are calculated at the 95% confidence level (1.96-sigma).

Column headers are defined as follows:

DF: Dilution Factor
DL: Detection Limit
Lc/LC: Critical Level
MDA: Minimum Detectable Activity
MDC: Minimum Detectable Concentration
Mtd.: Method
PF: Prep Factor
RL: Reporting Limit
TPU: Total Propagated Uncertainty

GEL LABORATORIES LLC

2040 Savage Road Charleston SC 29407 - (843) 556-8171 - www.gel.com

Certificate of Analysis

Company : ALS Group USA, Corp
Address : 3352 128th Ave

Holland, Michigan 49424 — Report Date: May 13, 2025

Contact: Jodi Blouw
Project: Holland - Blouw L2

Client Sample ID: SMMS-MW-13BR-041625 — Project: ALSE00923
Sample ID: 720653004 — Client ID: ALSE001
Matrix: Water
Collect Date: 16-APR-25
Receive Date: 22-APR-25
Collector: Client

Parameter	Qualifier	Result	Uncertainty	MDC	TPU	RL	Units	PF	DF	Analyst	Date	Time	Batch	Mtd.
Rad Gas Flow Proportional Counting														
GFPC Ra228, Liquid "As Received"														
Radium-228		2.20	+/-1.26	1.91	+/-1.40	3.00	pCi/L			HH3	04/30/25	0856	2786106	1
Rad Radium-226														
Lucas Cell, Ra226, Liquid "As Received"														
Radium-226		0.529	+/-0.329	0.390	+/-0.348	1.00	pCi/L			MJ2	05/08/25	1112	2787782	2

The following Analytical Methods were performed

Method	Description
1	EPA 904.0/SW846 9320 Modified
2	EPA 903.1 Modified

Surrogate/Tracer Recovery	Test	Batch ID	Recovery%	Acceptable Limits
Barium-133 Tracer	GFPC Ra228, Liquid "As Received"	2786106	98.2	(15%-125%)

Notes:

The MDC is a sample specific MDC.
TPU and Counting Uncertainty are calculated at the 95% confidence level (1.96-sigma).

Column headers are defined as follows:

DF: Dilution Factor
DL: Detection Limit
Lc/LC: Critical Level
MDA: Minimum Detectable Activity
MDC: Minimum Detectable Concentration
Mtd.: Method
PF: Prep Factor
RL: Reporting Limit
TPU: Total Propagated Uncertainty

GEL LABORATORIES LLC

2040 Savage Road Charleston SC 29407 - (843) 556-8171 - www.gel.com

Certificate of Analysis

Company : ALS Group USA, Corp
Address : 3352 128th Ave

Holland, Michigan 49424 — Report Date: May 13, 2025

Contact: Jodi Blouw
Project: Holland - Blouw L2

Client Sample ID: SMMS-MW-4-041625 — Project: ALSE00923
Sample ID: 720653005 — Client ID: ALSE001
Matrix: Water
Collect Date: 16-APR-25
Receive Date: 22-APR-25
Collector: Client

Parameter	Qualifier	Result	Uncertainty	MDC	TPU	RL	Units	PF	DF	Analyst	Date	Time	Batch	Mtd.
Rad Gas Flow Proportional Counting														
GFPC Ra228, Liquid "As Received"														
Radium-228	U	1.19	+/-1.05	1.69	+/-1.10	3.00	pCi/L			HH3	04/30/25	0856	2786106	1
Rad Radium-226														
Lucas Cell, Ra226, Liquid "As Received"														
Radium-226		0.645	+/-0.361	0.352	+/-0.390	1.00	pCi/L			MJ2	05/08/25	1112	2787782	2

The following Analytical Methods were performed

Method	Description
1	EPA 904.0/SW846 9320 Modified
2	EPA 903.1 Modified

Surrogate/Tracer Recovery	Test	Batch ID	Recovery%	Acceptable Limits
Barium-133 Tracer	GFPC Ra228, Liquid "As Received"	2786106	82.8	(15%-125%)

Notes:

The MDC is a sample specific MDC.
TPU and Counting Uncertainty are calculated at the 95% confidence level (1.96-sigma).

Column headers are defined as follows:

DF: Dilution Factor
DL: Detection Limit
Lc/LC: Critical Level
MDA: Minimum Detectable Activity
MDC: Minimum Detectable Concentration
Mtd.: Method
PF: Prep Factor
RL: Reporting Limit
TPU: Total Propagated Uncertainty

GEL LABORATORIES LLC

2040 Savage Road Charleston SC 29407 - (843) 556-8171 - www.gel.com

Certificate of Analysis

Company : ALS Group USA, Corp
Address : 3352 128th Ave

Holland, Michigan 49424 — Report Date: May 13, 2025

Contact: Jodi Blouw
Project: Holland - Blouw L2

Client Sample ID: SMMS-MW-16-041625 — Project: ALSE00923
Sample ID: 720653006 — Client ID: ALSE001
Matrix: Water
Collect Date: 16-APR-25
Receive Date: 22-APR-25
Collector: Client

Parameter	Qualifier	Result	Uncertainty	MDC	TPU	RL	Units	PF	DF	Analyst	Date	Time	Batch	Mtd.
Rad Gas Flow Proportional Counting														
GFPC Ra228, Liquid "As Received"														
Radium-228		2.20	+/-1.33	2.03	+/-1.46	3.00	pCi/L			HH3	04/30/25	0856	2786106	1
Rad Radium-226														
Lucas Cell, Ra226, Liquid "As Received"														
Radium-226		0.853	+/-0.382	0.311	+/-0.404	1.00	pCi/L			MJ2	05/08/25	1112	2787782	2

The following Analytical Methods were performed

Method	Description
1	EPA 904.0/SW846 9320 Modified
2	EPA 903.1 Modified

Surrogate/Tracer Recovery	Test	Batch ID	Recovery%	Acceptable Limits
Barium-133 Tracer	GFPC Ra228, Liquid "As Received"	2786106	92.8	(15%-125%)

Notes:

The MDC is a sample specific MDC.
TPU and Counting Uncertainty are calculated at the 95% confidence level (1.96-sigma).

Column headers are defined as follows:

DF: Dilution Factor
DL: Detection Limit
Lc/LC: Critical Level
MDA: Minimum Detectable Activity
MDC: Minimum Detectable Concentration
Mtd.: Method
PF: Prep Factor
RL: Reporting Limit
TPU: Total Propagated Uncertainty

GEL LABORATORIES LLC

2040 Savage Road Charleston SC 29407 - (843) 556-8171 - www.gel.com

Certificate of Analysis

Company : ALS Group USA, Corp
Address : 3352 128th Ave

Holland, Michigan 49424 — Report Date: May 13, 2025

Contact: Jodi Blouw
Project: Holland - Blouw L2

Client Sample ID: SMMS-MW-99A-041625 — Project: ALSE00923
Sample ID: 720653007 — Client ID: ALSE001
Matrix: Water
Collect Date: 16-APR-25
Receive Date: 22-APR-25
Collector: Client

Parameter	Qualifier	Result	Uncertainty	MDC	TPU	RL	Units	PF	DF	Analyst	Date	Time	Batch	Mtd.
Rad Gas Flow Proportional Counting														
GFPC Ra228, Liquid "As Received"														
Radium-228		2.57	+/-1.27	1.79	+/-1.46	3.00	pCi/L			HH3	04/30/25	0856	2786106	1
Rad Radium-226														
Lucas Cell, Ra226, Liquid "As Received"														
Radium-226		2.04	+/-0.663	0.489	+/-0.812	1.00	pCi/L			MJ2	05/08/25	1112	2787782	2

The following Analytical Methods were performed

Method	Description
1	EPA 904.0/SW846 9320 Modified
2	EPA 903.1 Modified

Surrogate/Tracer Recovery	Test	Batch ID	Recovery%	Acceptable Limits
Barium-133 Tracer	GFPC Ra228, Liquid "As Received"	2786106	83.5	(15%-125%)

Notes:

The MDC is a sample specific MDC.
TPU and Counting Uncertainty are calculated at the 95% confidence level (1.96-sigma).

Column headers are defined as follows:

DF: Dilution Factor
DL: Detection Limit
Lc/LC: Critical Level
MDA: Minimum Detectable Activity
MDC: Minimum Detectable Concentration
Mtd.: Method
PF: Prep Factor
RL: Reporting Limit
TPU: Total Propagated Uncertainty

QC Summary

Report Date: May 13, 2025
Page 1 of 2

Client : **ALS Group USA, Corp**
3352 128th Ave

Holland, Michigan

Contact: **Jodi Blouw**

Workorder: **720653**

Parmname	NOM	Sample	Qual	QC	Units	RPD%	REC%	Range	Anlst	Date Time
Rad Gas Flow										
Batch 2786106										
QC1206080693 720653001 DUP										
Radium-228		3.41	U	1.61	pCi/L	71.8		(0% - 100%)	HH3	04/30/2508:55
	Uncert:	+/-1.65		+/-1.13						
	TPU:	+/-1.91		+/-1.22						
QC1206080694 LCS										
Radium-228	83.3			77.8	pCi/L		93.4	(75%-125%)	HH3	04/30/2508:55
	Uncert:			+/-4.58						
	TPU:			+/-22.0						
QC1206080692 MB										
Radium-228				2.26	pCi/L				HH3	04/30/2508:55
	Uncert:			+/-1.04						
	TPU:			+/-1.21						
Rad Ra-226										
Batch 2787782										
QC1206084316 720638011 DUP										
Radium-226		1.78		0.718	pCi/L	85.1		(0% - 100%)	MJ2	05/08/2511:46
	Uncert:	+/-0.622		+/-0.414						
	TPU:	+/-0.729		+/-0.440						
QC1206084318 LCS										
Radium-226	27.2			21.8	pCi/L		80.2	(75%-125%)	MJ2	05/08/2511:46
	Uncert:			+/-2.11						
	TPU:			+/-4.28						
QC1206084315 MB										
Radium-226			U	0.230	pCi/L				MJ2	05/08/2510:02
	Uncert:			+/-0.281						
	TPU:			+/-0.284						
QC1206084317 720638011 MS										
Radium-226	128	1.78		101	pCi/L		77.5	(75%-125%)	MJ2	05/08/2511:46
	Uncert:	+/-0.622		+/-8.40						
	TPU:	+/-0.729		+/-21.8						

Notes:

TPU and Counting Uncertainty are calculated at the 95% confidence level (1.96-sigma).

The Qualifiers in this report are defined as follows:

U	Analyte was analyzed for, but not detected above the MDL, MDA, MDC or LOD.
J	Value is estimated
X	Consult Case Narrative, Data Summary package, or Project Manager concerning this qualifier
H	Analytical holding time was exceeded
<	Result is less than value reported
>	Result is greater than value reported

QC Summary

Workorder: 720653

Parmname	NOM	Sample	Qual	QC	Units	RPD%	REC%	Range	Anlst	Date Time

UI	Gamma Spectroscopy--Uncertain identification
BD	Results are either below the MDC or tracer recovery is low
h	Preparation or preservation holding time was exceeded
R	Sample results are rejected
^	RPD of sample and duplicate evaluated using +/-RL. Concentrations are <5X the RL. Qualifier Not Applicable for Radiochemistry.
N/A	RPD or %Recovery limits do not apply.
ND	Analyte concentration is not detected above the detection limit
M	M if above MDC and less than LLD
NJ	Consult Case Narrative, Data Summary package, or Project Manager concerning this qualifier
FA	Failed analysis.
UJ	Gamma Spectroscopy--Uncertain identification
Q	One or more quality control criteria have not been met. Refer to the applicable narrative or DER.
K	Analyte present. Reported value may be biased high. Actual value is expected to be lower.
UL	Not considered detected. The associated number is the reported concentration, which may be inaccurate due to a low bias.
L	Analyte present. Reported value may be biased low. Actual value is expected to be higher.
N1	See case narrative
Y	Other specific qualifiers were required to properly define the results. Consult case narrative.
**	Analyte is a Tracer compound
M	REMP Result > MDC/CL and < RDL
x	Subaliquot was taken. See Case Narrative for details.

N/A indicates that spike recovery limits do not apply when sample concentration exceeds spike conc. by a factor of 4 or more or %RPD not applicable.
** Indicates analyte is a surrogate/tracer compound.
^ The Relative Percent Difference (RPD) obtained from the sample duplicate (DUP) is evaluated against the acceptence criteria when the sample is greater than five times (5X) the contract required detection limit (RL). In cases where either the sample or duplicate value is less than 5X the RL, a control limit of +/- the RL is used to evaluate the DUP result.
For PS, PSD, and SDILT results, the values listed are the measured amounts, not final concentrations.

Where the analytical method has been performed under NELAP certification, the analysis has met all of the requirements of the NELAC standard unless qualified on the QC Summary.

ALS Group USA, Corp.
3352 128th Ave Holland Michigan 49424 United States
T+1 616 399 6070 | F

720653

right solutions. right partner.

Subcontract Chain of Custody

SAMPLING STATE:

COC ID: HN2505072

Subcontract To:
GEL Laboratories - Charleston, SC TEL: (843) 556-8171
2040 Savage Road FAX: (866) 624-0132
Charleston South Carolina 29407

Due Date: 05/13/2025
Analysis Report Format: ALS Standard – Level II
Electronic Data Deliverable: ERM_EQUIS_CAN

Customer Information		Project Information		Parameter/Method Request for Analysis	
Purchase Order		Project Name	Civil & Environmental Consultants, Inc.	A	EPA 903.1 Mod - Radium-226 (EXT SUB)
Work Order	HN2505072			B	EPA 904.0 - Radium-228 (EXT SUB)
Company Name	Holland - Environmental	Bill To Company	Holland - Environmental	C	
Send Report To	Jodi Blouw	Inv Attn	Accounts Payable	D	
Address	3352 128th Ave	Address	3352 128th Ave	E	
				F	
City/State/Zip	Holland MI 49424	City/State/Zip	Holland MI 49424	G	
Phone	+1 616 399 6070	Phone	+1 616 399 6070	H	
Fax		Fax		I	
Email Address	jodi.blouw@alsglobal.com			J	

ALS Sample ID	Client Sample ID	Matrix	Collection Date	Bottle	A	B	C	D	E	F	G	H	I	J
HN2505072-001	SMMS-MW-3-041625	Groundwater	04/16/2025 10:46	001-AD	x									
HN2505072-001	SMMS-MW-3-041625	Groundwater	04/16/2025 10:46	001-AE		x								
HN2505072-002	SMMS-MW-15-041625	Groundwater	04/16/2025 11:06	002-AD	x									
HN2505072-002	SMMS-MW-15-041625	Groundwater	04/16/2025 11:06	002-AE		x								
HN2505072-003	SMMS-MW-1-041625	Groundwater	04/16/2025 12:10	003-AD	x									
HN2505072-003	SMMS-MW-1-041625	Groundwater	04/16/2025 12:10	003-AE		x								
HN2505072-004	SMMS-MW-13BR-041625	Groundwater	04/16/2025 12:59	004-AD	x									
HN2505072-004	SMMS-MW-13BR-041625	Groundwater	04/16/2025 12:59	004-AE		x								
HN2505072-005	SMMS-MW-4-041625	Groundwater	04/16/2025 13:34	005-AD	x									
HN2505072-005	SMMS-MW-4-041625	Groundwater	04/16/2025 13:34	005-AE		x								
HN2505072-006	SMMS-MW-16-041625	Groundwater	04/16/2025 14:31	006-AD	x									
HN2505072-006	SMMS-MW-16-041625	Groundwater	04/16/2025 14:31	006-AE		x								
HN2505072-007	SMMS-M-99A-041625	Groundwater	04/16/2025 23:00	007-AD	x									
HN2505072-007	SMMS-M-99A-041625	Groundwater	04/16/2025 23:00	007-AE		x								

Relinquished by	Date Time	Received by	Date Time	Cooler ID's
[signature]	4-21-25	[signature]	4/22/25 0915	
Relinquished by	Date Time	Received by	Date Time	

GEL Laboratories LLC

SAMPLE RECEIPT & REVIEW FORM

Client: ALSE | SDG/AR/COC/Work Order: 720653 | GEL PM:

Received By: QG | Date Received at GEL: 4/22/25

Carrier (Circle Applicable)
FedEx Express FedEx Ground UPS Field Services Courier Client Other:

IR Temp gun # IR1-23 Daily Calibration Performed? Y N

Tracking Number	Temp (C)	If over 6 °C, check if samples do not require cold preservation (ie radiochem only).	Tracking Number	Temp (C)	If over 6 °C, check if samples do not require cold preservation (ie radiochem only).
4308 9606 9675	15°C	rchem			
4308 9606 9620	12°C	rchem			
4308 9606 9689	17°C	rchem			

Suspected Hazard Information	Yes	No	*If Net Counts > 100cpm on samples not marked "radioactive", contact the Radiation Safety Group for further investigation.
A)Shipped as a DOT Hazardous?		✓	Hazard Class Shipped: UN#: If UN2910, Is the Radioactive Shipment Survey Compliant? Yes___ No___
B) Did the client designate the samples are to be received as radioactive?		✓	COC notation or radioactive stickers on containers equal client designation.
C) Did the RSO classify the samples as radioactive?		✓	Maximum Net Counts Observed* (Observed Counts - Area Background Counts): 0 CPM / mR/Hr Classified as: Rad 1 Rad 2 Rad 3
D) Are there any sample hazards to document?		✓	If yes, select Hazards below. PCBs Flammable Foreign Soil RCRA Asbestos Beryllium Corrosive Other:
E) Was a SDS received and reviewed by Lab Safety?		✓	Circle Applicable: See additional Comments below. No additional comments needed after review.

	Sample Receipt Criteria	Yes	NA	No	Comments/Qualifiers (Required for Non-Conforming Items)
1	Shipping containers received intact and sealed?	✓			Circle Applicable: Direct client dropoff Seals broken Damaged container Leaking container Other (describe)
2	Chain of custody documents included with shipment?	✓			Circle Applicable: Client contacted and provided COC COC created upon receipt
3	If there are samples requiring cold preservation, did they arrive within (0 < 6 °C)?		✓		Preservation Method: Wet Ice Ice Packs Dry Ice None Other: *all temperatures recorded next to tracking numbers are in Celcius
4	Sample containers intact and sealed?				Circle Applicable: Seals broken Damaged container Leaking container Other (describe) SMMS-MW-6-041725 empty
5	Samples requiring chemical preservation at proper pH?			✓	Preserved per COC request or list Sample IDs and Containers Affected: All If Preservation added, Lot#: 2503 12BP
6	Do any samples require Volatile Analysis? (If yes, answer all three additional questions.)			✓	If Yes, are Encores or Soil Kits present? Yes___ No___ (If yes, take to VOA Freezer) Do liquid VOA vials contain acid preservation? Yes___ No___ NA___ (If unknown, select No) Are liquid VOA vials free of headspace? Yes___ No___ NA___ Sample IDs and containers affected:
7	Samples received within holding time?			✓	IDs and tests affected:
8	Sample IDs on COC match IDs on bottles?			✓	IDs and containers affected: client has SMMS-EB-01-041725 as "FB-01" date and time match.
9	Date & time on COC match date & time on bottles?	✓			Circle Applicable: No dates on containers No times on containers COC missing info Other (describe)
10	Number of containers received match number indicated on COC?	✓			Circle Applicable: No container count on COC Missing Container (provide details) Other (describe)
11	Are sample containers identifiable as GEL provided by use of GEL labels?	✓			
12	COC form is properly signed in relinquished/received sections?	✓			Circle Applicable: Not relinquished Other (describe)

Comments:
client has SMMS-MW-115-041725 as "MW-115" date and time match

PM (or PMA) review: Initials AM Date 4/24/25

☐ Continuation Form Required when selected

List of current GEL Certifications as of 13 May 2025

State	Certification
Alabama	42200
Alaska	17-018
Alaska Drinking Water	SC00012
Arkansas	88-00651
CLIA	42D0904046
California	2940
Colorado	SC00012
Connecticut	PH-0169
DoD ELAP/ ISO17025 A2LA	2567.01
Florida NELAP	E87156
Foreign Soils Permit	525-24-281-19660
Georgia	SC00012
Georgia SDWA	967
Hawaii	SC00012
Idaho	SC00012
Illinois NELAP	200029
Indiana	C-SC-01
Kansas NELAP	E-10332
Kentucky SDWA	KY90129
Kentucky Wastewater	KY90129
Louisiana Drinking Water	LA024
Louisiana NELAP	03046 (AI33904)
Maine	2023019
Maryland	270
Massachusetts	M-SC012
Massachusetts PFAS Approv	Letter
Michigan	9976
Mississippi	SC00012
Nebraska	NE-OS-26-13
Nevada	NV-C24-00175
New Hampshire NELAP	205424
New Jersey NELAP	SC002
New Mexico	SC00012
New York NELAP	11501
North Carolina	233
North Carolina SDWA	45709
North Dakota	R-158
Oklahoma	2023-152
Pennsylvania NELAP	68-00485
Puerto Rico	SC00012
S. Carolina Radiochem	10120002
Sanitation Districts of L	9255651
South Carolina Chemistry	10120001
Tennessee	TN 02934
Texas NELAP	T104704235
Utah NELAP	SC000122024-45
Vermont	VT87156
Virginia NELAP	460202
Washington	C780

Product: **GFPC Ra228, Liquid**
Analytical Method: EPA 904.0/SW846 9320 Modified
Analytical Procedure: GL-RAD-A-063 REV# 5
Analytical Batch: 2786106

The following samples were analyzed using the above methods and analytical procedure•s,.

GEL Sample ID#	Client Sample Identification
720653001	SMMS-MW-3-041625
720653002	SMMS-MW-15-041625
720653003	SMMS-MW-1-041625
720653004	SMMS-MW-13BR-041625
720653005	SMMS-MW-4-041625
720653006	SMMS-MW-16-041625
720653007	SMMS-MW-99A-041625
1206080692	Method Blank •MB,
1206080693	720653001•SMMS-MW-3-041625, Sample Duplicate •DUP,
1206080694	Laboratory Control Sample •LCS,

The samples in this SDG were analyzed on an "as received" basis.

Data Summary:

All sample data provided in this report met the acceptance criteria specified in the analytical methods and procedures for initial calibration, continuing calibration, instrument controls and process controls where applicable, with the following exceptions.

Quality Control (QC) Information

Method Blank Criteria
The blank result •See Below, is greater than the MDC but less than the required detection limit.

Sample	Analyte	Value
1206080692 •MB,	Radium-228	Result: 2.26 pCi/L > MDA: 1.39 pCi/L <= RDL: 3.00 pCi/L

Product: **Lucas Cell, Ra226, Liquid**
Analytical Method: EPA 903.1 Modified
Analytical Procedure: GL-RAD-A-008 REV# 15
Analytical Batch: 2787782

The following samples were analyzed using the above methods and analytical procedure•s,.

GEL Sample ID#	Client Sample Identification

720653001	SMMS-MW-3-041625
720653002	SMMS-MW-15-041625
720653003	SMMS-MW-1-041625
720653004	SMMS-MW-13BR-041625
720653005	SMMS-MW-4-041625
720653006	SMMS-MW-16-041625
720653007	SMMS-MW-99A-041625
1206084315	Method Blank (MB)
1206084316	720638011(SMMS-MW-14S-0411725) Sample Duplicate (DUP)
1206084317	720638011(SMMS-MW-14S-0411725) Matrix Spike (MS)
1206084318	Laboratory Control Sample (LCS)

The samples in this SDG were analyzed on an "as received" basis.

Data Summary:

All sample data provided in this report met the acceptance criteria specified in the analytical methods and procedures for initial calibration, continuing calibration, instrument controls and process controls where applicable, with the following exceptions.

Miscellaneous Information

Additional Comments
The matrix spike, 1206084317 (SMMS-MW-14S-0411725MS), aliquot was reduced to conserve sample volume.

Certification Statement

Where the analytical method has been performed under NELAP certification, the analysis has met all of the requirements of the NELAC standard unless otherwise noted in the analytical case narrative.

right solutions.
right partner.

May 19, 2025

Robert Eaton
Civil & Environmental Consultants, Inc.
700 Cherrington Parkway
Moon Township, PA 15108

Work Order: **HN2505121**

Re: **341-963 Sammis**

Dear Robert,
Enclosed are the results of the sample(s) submitted to our laboratory.

The analytical data provided relates directly to the samples received by ALS Environmental - Holland and for only the analyses requested.

Sample results are compliant with industry accepted practices and Quality Control results achieved laboratory specifications. Any exceptions are noted in the Case Narrative, or noted with qualifiers in the report or QC batch information. Should this laboratory report need to be reproduced, it should be reproduced in full unless written approval has been obtained from ALS Environmental. Samples will be disposed in 30 days unless storage arrangements are made.

If you have any questions regarding this report, please feel free to contact me:
ADDRESS: 3352 128th Avenue, Holland, MI, USA PHONE: +1 (616) 399-6070 FAX: +1 (616) 399-6185

Jodi Blouw
/S/ JODI BLOUW

Project Manager

Client: Civil & Environmental Consultants, Inc. **Work Order:** HN2505121
Project: 341-963 Sammis **Date Received:** 19-Apr-2025

CASE NARRATIVE

All analyses were performed consistent with the quality assurance program of ALS Environmental. This report contains analytical results for samples for the Tier II level requested by the client.

Sample Receipt

14 water samples were received for analysis at ALS Environmental on 19-Apr-2025. Any discrepancies upon initial sample inspection are annotated on the sample receipt and preservation form included within this report. The samples were stored at minimum in accordance with the analytical method requirements.

Metals

EPA 6020B-3015A-D

Batch ID: 3080598

The MSD recovery was outside of the control limit; however, the result in the parent sample is greater than 4x the spike amount. No qualification is required for this analyte:Ca Mn batch 1963615
The MS recovery was outside of the control limit; however, the result in the parent sample is greater than 4x the spike amount. No qualification is required for this analyte:Ca Mn batch 1963615

EPA 6020B-3015A-T

Batch ID: 3080584

The MSD recovery was outside of the control limit; however, the result in the parent sample is greater than 4x the spike amount. No qualification is required for this analyte:Ca Mn batch 1963614
The MS recovery was outside of the control limit; however, the result in the parent sample is greater than 4x the spike amount. No qualification is required for this analyte:Ca Mn batch 1963614

Inorganics

EPA 9056A (High)

Batch ID: 3088021

HN2505121-014: The reporting limit is elevated due to dilution for high concentrations of non-target analytes.

HN2505121-001: Fluoride - The reporting limit is elevated due to dilution for high concentrations of non-target analytes - Fluoride.
HN2505121-002: Fluoride - The reporting limit is elevated due to dilution for high concentrations of non-target analytes - Fluoride.
HN2505121-003: Fluoride - The reporting limit is elevated due to dilution for high concentrations of non-target analytes - Fluoride.
HN2505121-005: Fluoride - The reporting limit is elevated due to dilution for high concentrations of non-target analytes - Fluoride.
HN2505121-006: Fluoride - The reporting limit is elevated due to dilution for high concentrations of non-target analytes - Fluoride.

Batch ID: 3088021

HN2505121-007: Fluoride - The reporting limit is elevated due to dilution for high concentrations of non-target analytes - Fluoride.
HN2505121-008: Fluoride - The reporting limit is elevated due to dilution for high concentrations of non-target analytes - Fluoride.
HN2505121-009: Fluoride - The reporting limit is elevated due to dilution for high concentrations of non-target analytes - Fluoride.
HN2505121-011: Fluoride - The reporting limit is elevated due to dilution for high concentrations of non-target analytes - Fluoride.
HN2505121-012: Fluoride - The reporting limit is elevated due to dilution for high concentrations of non-target analytes - Fluoride.

SAMPLE DETECTION SUMMARY

This form includes only detections above the reporting limits.

For a full listing of sample results, continue to the Sample Results section of this Report.

CLIENT ID: SMMS-MW-11S-041725 **Lab ID: HN2505121-001**

Analyte	Results	Flag	MDL	MRL	Units	Method
Alkalinity as CaCO3	204		1.43	2.00	mg/L	SM 2320 B-2011
Arsenic	0.00817		0.000190	0.00499	mg/L	EPA 6020B
Arsenic, dissolved	0.00788		0.000190	0.00499	mg/L	EPA 6020B
Barium	0.0289		0.000570	0.00499	mg/L	EPA 6020B
Barium, dissolved	0.0271		0.000570	0.00499	mg/L	EPA 6020B
Boron	0.148		0.0154	0.0200	mg/L	EPA 6020B
Boron, dissolved	0.142		0.0154	0.0200	mg/L	EPA 6020B
Calcium	148		0.221	0.500	mg/L	EPA 6020B
Calcium, dissolved	146		0.221	0.500	mg/L	EPA 6020B
Chloride	64.9		3.10	10.0	mg/L	EPA 9056A
Chromium	0.00199	J	0.000610	0.00499	mg/L	EPA 6020B
Cobalt	0.00816		0.000270	0.00499	mg/L	EPA 6020B
Cobalt, dissolved	0.00785		0.000270	0.00499	mg/L	EPA 6020B
Lead	0.000660	J	0.000220	0.00499	mg/L	EPA 6020B
Lead, dissolved	0.000365	J	0.000220	0.00499	mg/L	EPA 6020B
Lithium	0.0109		0.00170	0.01000	mg/L	EPA 6020B
Lithium, dissolved	0.0110		0.00170	0.01000	mg/L	EPA 6020B
Molybdenum	0.000582	J	0.000330	0.00499	mg/L	EPA 6020B
Molybdenum, dissolved	0.000528	J	0.000330	0.00499	mg/L	EPA 6020B
Residue-filterable (TDS)	757		36.9	50.0	mg/L	SM 2540 C-2015
Sulfate	318		7.60	40.0	mg/L	EPA 9056A

CLIENT ID: SMMS-P-2-041725 **Lab ID: HN2505121-002**

Analyte	Results	Flag	MDL	MRL	Units	Method
Alkalinity as CaCO3	104		1.43	2.00	mg/L	SM 2320 B-2011
Arsenic	0.000216	J	0.000190	0.00499	mg/L	EPA 6020B
Arsenic, dissolved	0.000206	J	0.000190	0.00499	mg/L	EPA 6020B
Barium	0.0287		0.000570	0.00499	mg/L	EPA 6020B
Barium, dissolved	0.0295		0.000570	0.00499	mg/L	EPA 6020B
Boron	0.0661		0.0154	0.0200	mg/L	EPA 6020B
Boron, dissolved	0.0624		0.0154	0.0200	mg/L	EPA 6020B
Calcium	44.3		0.221	0.500	mg/L	EPA 6020B
Calcium, dissolved	44.3		0.221	0.500	mg/L	EPA 6020B
Chloride	34.8		3.10	10.0	mg/L	EPA 9056A
Chromium	0.000625	J	0.000610	0.00499	mg/L	EPA 6020B
Cobalt	0.000757	J	0.000270	0.00499	mg/L	EPA 6020B
Cobalt, dissolved	0.000746	J	0.000270	0.00499	mg/L	EPA 6020B
Lithium	0.00178	J	0.00170	0.01000	mg/L	EPA 6020B
Residue-filterable (TDS)	267		36.9	50.0	mg/L	SM 2540 C-2015
Sulfate	77.7		1.90	10.0	mg/L	EPA 9056A

SAMPLE DETECTION SUMMARY

This form includes only detections above the reporting limits.

For a full listing of sample results, continue to the Sample Results section of this Report.

CLIENT ID: SMMS-MW-10D-041725			Lab ID: HN2505121-003			
Analyte	**Results**	**Flag**	**MDL**	**MRL**	**Units**	**Method**
Alkalinity as CaCO3	184		1.43	2.00	mg/L	SM 2320 B-2011
Arsenic	0.00320	J	0.000190	0.00499	mg/L	EPA 6020B
Arsenic, dissolved	0.00230	J	0.000190	0.00499	mg/L	EPA 6020B
Barium	2.57		0.00570	0.0499	mg/L	EPA 6020B
Barium, dissolved	3.70		0.00570	0.0499	mg/L	EPA 6020B
Boron	0.170		0.0154	0.0200	mg/L	EPA 6020B
Boron, dissolved	0.177		0.0154	0.0200	mg/L	EPA 6020B
Calcium	154		0.221	0.500	mg/L	EPA 6020B
Calcium, dissolved	155		0.221	0.500	mg/L	EPA 6020B
Chloride	1440		49.6	160	mg/L	EPA 9056A
Chromium	0.00375	J	0.000610	0.00499	mg/L	EPA 6020B
Fluoride	0.881	J	0.670	1.00	mg/L	EPA 9056A
Lead	0.000432	J	0.000220	0.00499	mg/L	EPA 6020B
Lithium	0.0210		0.00170	0.01000	mg/L	EPA 6020B
Lithium, dissolved	0.0214		0.00170	0.01000	mg/L	EPA 6020B
Molybdenum	0.00162	J	0.000330	0.00499	mg/L	EPA 6020B
Molybdenum, dissolved	0.00139	J	0.000330	0.00499	mg/L	EPA 6020B
Residue-filterable (TDS)	2620		221	300	mg/L	SM 2540 C-2015
Sulfate	31.4		1.90	10.0	mg/L	EPA 9056A

CLIENT ID: SMMS-MW-9-041725			Lab ID: HN2505121-004			
Analyte	**Results**	**Flag**	**MDL**	**MRL**	**Units**	**Method**
Alkalinity as CaCO3	107		1.43	2.00	mg/L	SM 2320 B-2011
Arsenic	0.000208	J	0.000190	0.00499	mg/L	EPA 6020B
Arsenic, dissolved	0.000221	J	0.000190	0.00499	mg/L	EPA 6020B
Barium	0.0285		0.000570	0.00499	mg/L	EPA 6020B
Barium, dissolved	0.0284		0.000570	0.00499	mg/L	EPA 6020B
Boron	0.108		0.0154	0.0200	mg/L	EPA 6020B
Boron, dissolved	0.108		0.0154	0.0200	mg/L	EPA 6020B
Calcium	46.9		0.221	0.500	mg/L	EPA 6020B
Calcium, dissolved	47.1		0.221	0.500	mg/L	EPA 6020B
Chloride	41.8		3.10	10.0	mg/L	EPA 9056A
Chromium	0.00168	J	0.000610	0.00499	mg/L	EPA 6020B
Fluoride	2.68		0.670	1.00	mg/L	EPA 9056A
Lead, dissolved	0.000221	J	0.000220	0.00499	mg/L	EPA 6020B
Lithium	0.00249	J	0.00170	0.01000	mg/L	EPA 6020B
Lithium, dissolved	0.00256	J	0.00170	0.01000	mg/L	EPA 6020B
Molybdenum	0.000583	J	0.000330	0.00499	mg/L	EPA 6020B
Molybdenum, dissolved	0.000607	J	0.000330	0.00499	mg/L	EPA 6020B
Residue-filterable (TDS)	260		36.9	50.0	mg/L	SM 2540 C-2015
Sulfate	70.2		1.90	10.0	mg/L	EPA 9056A

SAMPLE DETECTION SUMMARY

This form includes only detections above the reporting limits.

For a full listing of sample results, continue to the Sample Results section of this Report.

CLIENT ID: SMMS-MW-9-041725 — **Lab ID: HN2505121-004**

Analyte	Results	Flag	MDL	MRL	Units	Method

CLIENT ID: SMMS-MW-2-041725 — **Lab ID: HN2505121-005**

Analyte	Results	Flag	MDL	MRL	Units	Method
Alkalinity as CaCO3	99.0		1.43	2.00	mg/L	SM 2320 B-2011
Arsenic	0.000718	J	0.000190	0.00499	mg/L	EPA 6020B
Arsenic, dissolved	0.000317	J	0.000190	0.00499	mg/L	EPA 6020B
Barium	0.0371		0.000570	0.00499	mg/L	EPA 6020B
Barium, dissolved	0.0341		0.000570	0.00499	mg/L	EPA 6020B
Boron	0.0554		0.0154	0.0200	mg/L	EPA 6020B
Boron, dissolved	0.0542		0.0154	0.0200	mg/L	EPA 6020B
Calcium	40.0		0.221	0.500	mg/L	EPA 6020B
Calcium, dissolved	39.7		0.221	0.500	mg/L	EPA 6020B
Chloride	37.4		3.10	10.0	mg/L	EPA 9056A
Chromium	0.00198	J	0.000610	0.00499	mg/L	EPA 6020B
Lead	0.000717	J	0.000220	0.00499	mg/L	EPA 6020B
Lithium	0.00212	J	0.00170	0.01000	mg/L	EPA 6020B
Lithium, dissolved	0.00185	J	0.00170	0.01000	mg/L	EPA 6020B
Molybdenum	0.000771	J	0.000330	0.00499	mg/L	EPA 6020B
Molybdenum, dissolved	0.000772	J	0.000330	0.00499	mg/L	EPA 6020B
Residue-filterable (TDS)	220		36.9	50.0	mg/L	SM 2540 C-2015
Sulfate	55.1		1.90	10.0	mg/L	EPA 9056A

CLIENT ID: SMMS-MW-5-041725 — **Lab ID: HN2505121-006**

Analyte	Results	Flag	MDL	MRL	Units	Method
Alkalinity as CaCO3	74.5		1.43	2.00	mg/L	SM 2320 B-2011
Arsenic	0.000414	J	0.000190	0.00499	mg/L	EPA 6020B
Barium	0.0213		0.000570	0.00499	mg/L	EPA 6020B
Barium, dissolved	0.0205		0.000570	0.00499	mg/L	EPA 6020B
Boron	0.0822		0.0154	0.0200	mg/L	EPA 6020B
Boron, dissolved	0.0806		0.0154	0.0200	mg/L	EPA 6020B
Calcium	49.4		0.221	0.500	mg/L	EPA 6020B
Calcium, dissolved	49.3		0.221	0.500	mg/L	EPA 6020B
Chloride	41.4		3.10	10.0	mg/L	EPA 9056A
Cobalt	0.00200	J	0.000270	0.00499	mg/L	EPA 6020B
Cobalt, dissolved	0.00194	J	0.000270	0.00499	mg/L	EPA 6020B
Residue-filterable (TDS)	320		36.9	50.0	mg/L	SM 2540 C-2015
Sulfate	129		1.90	10.0	mg/L	EPA 9056A

CLIENT ID: SMMS-P-1-041725 — **Lab ID: HN2505121-007**

Analyte	Results	Flag	MDL	MRL	Units	Method
Alkalinity as CaCO3	35.7		1.43	2.00	mg/L	SM 2320 B-2011
Arsenic	0.000642	J	0.000190	0.00499	mg/L	EPA 6020B

SAMPLE DETECTION SUMMARY

This form includes only detections above the reporting limits.

For a full listing of sample results, continue to the Sample Results section of this Report.

CLIENT ID: SMMS-P-1-041725			Lab ID: HN2505121-007			
Analyte	**Results**	**Flag**	**MDL**	**MRL**	**Units**	**Method**
Arsenic, dissolved	0.000622	J	0.000190	0.00499	mg/L	EPA 6020B
Barium	0.0134		0.000570	0.00499	mg/L	EPA 6020B
Barium, dissolved	0.0134		0.000570	0.00499	mg/L	EPA 6020B
Beryllium	0.000138	J	0.000130	0.00199	mg/L	EPA 6020B
Beryllium, dissolved	0.000143	J	0.000130	0.00199	mg/L	EPA 6020B
Boron	0.124		0.0154	0.0200	mg/L	EPA 6020B
Boron, dissolved	0.123		0.0154	0.0200	mg/L	EPA 6020B
Cadmium	0.000396	J	0.000140	0.00199	mg/L	EPA 6020B
Cadmium, dissolved	0.000395	J	0.000140	0.00199	mg/L	EPA 6020B
Calcium	61.3		0.221	0.500	mg/L	EPA 6020B
Calcium, dissolved	61.1		0.221	0.500	mg/L	EPA 6020B
Chloride	55.3		3.10	10.0	mg/L	EPA 9056A
Chromium	0.00108	J	0.000610	0.00499	mg/L	EPA 6020B
Cobalt	0.0155		0.000270	0.00499	mg/L	EPA 6020B
Cobalt, dissolved	0.0153		0.000270	0.00499	mg/L	EPA 6020B
Lead	0.000417	J	0.000220	0.00499	mg/L	EPA 6020B
Lead, dissolved	0.000461	J	0.000220	0.00499	mg/L	EPA 6020B
Lithium	0.00361	J	0.00170	0.01000	mg/L	EPA 6020B
Lithium, dissolved	0.00364	J	0.00170	0.01000	mg/L	EPA 6020B
Residue-filterable (TDS)	493		36.9	50.0	mg/L	SM 2540 C-2015
Selenium	0.000513	J	0.000480	0.00499	mg/L	EPA 6020B
Selenium, dissolved	0.000707	J	0.000480	0.00499	mg/L	EPA 6020B
Sulfate	239		7.60	40.0	mg/L	EPA 9056A
Thallium	0.000153	J	0.000150	0.00499	mg/L	EPA 6020B

CLIENT ID: SMMS-MW-6-041725			Lab ID: HN2505121-008			
Analyte	**Results**	**Flag**	**MDL**	**MRL**	**Units**	**Method**
Alkalinity as CaCO3	44.4		1.43	2.00	mg/L	SM 2320 B-2011
Arsenic	0.000201	J	0.000190	0.00499	mg/L	EPA 6020B
Barium	0.0134		0.000570	0.00499	mg/L	EPA 6020B
Barium, dissolved	0.0136		0.000570	0.00499	mg/L	EPA 6020B
Boron	0.105		0.0154	0.0200	mg/L	EPA 6020B
Boron, dissolved	0.104		0.0154	0.0200	mg/L	EPA 6020B
Cadmium	0.000170	J	0.000140	0.00199	mg/L	EPA 6020B
Cadmium, dissolved	0.000173	J	0.000140	0.00199	mg/L	EPA 6020B
Calcium	54.1		0.221	0.500	mg/L	EPA 6020B
Calcium, dissolved	54.6		0.221	0.500	mg/L	EPA 6020B
Chloride	47.9		3.10	10.0	mg/L	EPA 9056A
Chromium	0.000931	J	0.000610	0.00499	mg/L	EPA 6020B
Cobalt	0.00772		0.000270	0.00499	mg/L	EPA 6020B
Cobalt, dissolved	0.00749		0.000270	0.00499	mg/L	EPA 6020B

SAMPLE DETECTION SUMMARY

This form includes only detections above the reporting limits.

For a full listing of sample results, continue to the Sample Results section of this Report.

CLIENT ID: SMMS-MW-6-041725 — **Lab ID: HN2505121-008**

Analyte	Results	Flag	MDL	MRL	Units	Method
Residue-filterable (TDS)	380		36.9	50.0	mg/L	SM 2540 C-2015
Sulfate	190		1.90	10.0	mg/L	EPA 9056A

CLIENT ID: SMMS-MW-11D-041725 — **Lab ID: HN2505121-009**

Analyte	Results	Flag	MDL	MRL	Units	Method
Alkalinity as CaCO3	28.6		1.43	2.00	mg/L	SM 2320 B-2011
Arsenic	0.000991	J	0.000190	0.00499	mg/L	EPA 6020B
Arsenic, dissolved	0.000220	J	0.000190	0.00499	mg/L	EPA 6020B
Barium	0.0142		0.000570	0.00499	mg/L	EPA 6020B
Barium, dissolved	0.0143		0.000570	0.00499	mg/L	EPA 6020B
Beryllium	0.000334	J	0.000130	0.00199	mg/L	EPA 6020B
Beryllium, dissolved	0.000318	J	0.000130	0.00199	mg/L	EPA 6020B
Boron	0.147		0.0154	0.0200	mg/L	EPA 6020B
Boron, dissolved	0.142		0.0154	0.0200	mg/L	EPA 6020B
Cadmium	0.00108	J	0.000140	0.00199	mg/L	EPA 6020B
Cadmium, dissolved	0.00106	J	0.000140	0.00199	mg/L	EPA 6020B
Calcium	69.8		0.221	0.500	mg/L	EPA 6020B
Calcium, dissolved	69.7		0.221	0.500	mg/L	EPA 6020B
Chloride	59.4		3.10	10.0	mg/L	EPA 9056A
Chromium	0.000742	J	0.000610	0.00499	mg/L	EPA 6020B
Cobalt	0.0353		0.000270	0.00499	mg/L	EPA 6020B
Cobalt, dissolved	0.0346		0.000270	0.00499	mg/L	EPA 6020B
Lead	0.000563	J	0.000220	0.00499	mg/L	EPA 6020B
Lead, dissolved	0.000437	J	0.000220	0.00499	mg/L	EPA 6020B
Lithium	0.0112		0.00170	0.01000	mg/L	EPA 6020B
Lithium, dissolved	0.0113		0.00170	0.01000	mg/L	EPA 6020B
Residue-filterable (TDS)	563		36.9	50.0	mg/L	SM 2540 C-2015
Selenium	0.000592	J	0.000480	0.00499	mg/L	EPA 6020B
Sulfate	279		7.60	40.0	mg/L	EPA 9056A

CLIENT ID: SMMS-EB-01-041725 — **Lab ID: HN2505121-010**

Analyte	Results	Flag	MDL	MRL	Units	Method
Alkalinity as CaCO3	31.1		1.43	2.00	mg/L	SM 2320 B-2011
Chromium	0.000727	J	0.000610	0.00499	mg/L	EPA 6020B
Chromium, dissolved	0.00194	J	0.000610	0.00499	mg/L	EPA 6020B
Fluoride	0.115		0.0670	0.100	mg/L	EPA 9056A
Lead	0.000231	J	0.000220	0.00499	mg/L	EPA 6020B
Lead, dissolved	0.000252	J	0.000220	0.00499	mg/L	EPA 6020B

CLIENT ID: SMMS-MW-14S-041725 — **Lab ID: HN2505121-011**

Analyte	Results	Flag	MDL	MRL	Units	Method
Alkalinity as CaCO3	159		1.43	2.00	mg/L	SM 2320 B-2011

SAMPLE DETECTION SUMMARY

This form includes only detections above the reporting limits.

For a full listing of sample results, continue to the Sample Results section of this Report.

CLIENT ID: SMMS-MW-14S-041725			Lab ID: HN2505121-011			
Analyte	**Results**	**Flag**	**MDL**	**MRL**	**Units**	**Method**
Arsenic	0.000460	J	0.000190	0.00499	mg/L	EPA 6020B
Arsenic, dissolved	0.000201	J	0.000190	0.00499	mg/L	EPA 6020B
Barium	0.0423		0.000570	0.00499	mg/L	EPA 6020B
Barium, dissolved	0.0418		0.000570	0.00499	mg/L	EPA 6020B
Boron	0.0644		0.0154	0.0200	mg/L	EPA 6020B
Boron, dissolved	0.0614		0.0154	0.0200	mg/L	EPA 6020B
Calcium	73.4		0.221	0.500	mg/L	EPA 6020B
Calcium, dissolved	71.5		0.221	0.500	mg/L	EPA 6020B
Chloride	49.3		3.10	10.0	mg/L	EPA 9056A
Chromium	0.000999	J	0.000610	0.00499	mg/L	EPA 6020B
Cobalt	0.000439	J	0.000270	0.00499	mg/L	EPA 6020B
Cobalt, dissolved	0.000392	J	0.000270	0.00499	mg/L	EPA 6020B
Lithium	0.00389	J	0.00170	0.01000	mg/L	EPA 6020B
Lithium, dissolved	0.00370	J	0.00170	0.01000	mg/L	EPA 6020B
Residue-filterable (TDS)	390		36.9	50.0	mg/L	SM 2540 C-2015
Sulfate	108		1.90	10.0	mg/L	EPA 9056A

CLIENT ID: SMMS-MW-13S-041725			Lab ID: HN2505121-012			
Analyte	**Results**	**Flag**	**MDL**	**MRL**	**Units**	**Method**
Alkalinity as CaCO3	184		1.43	2.00	mg/L	SM 2320 B-2011
Arsenic	0.0463		0.000190	0.00499	mg/L	EPA 6020B
Arsenic, dissolved	0.0425		0.000190	0.00499	mg/L	EPA 6020B
Barium	0.156		0.000570	0.00499	mg/L	EPA 6020B
Barium, dissolved	0.153		0.000570	0.00499	mg/L	EPA 6020B
Boron	0.111		0.0154	0.0200	mg/L	EPA 6020B
Boron, dissolved	0.109		0.0154	0.0200	mg/L	EPA 6020B
Cadmium	0.000891	J	0.000140	0.00199	mg/L	EPA 6020B
Calcium	124		0.221	0.500	mg/L	EPA 6020B
Calcium, dissolved	125		0.221	0.500	mg/L	EPA 6020B
Chloride	66.2		3.10	10.0	mg/L	EPA 9056A
Chromium	0.0155		0.000610	0.00499	mg/L	EPA 6020B
Chromium, dissolved	0.00112	J	0.000610	0.00499	mg/L	EPA 6020B
Cobalt	0.00384	J	0.000270	0.00499	mg/L	EPA 6020B
Cobalt, dissolved	0.00329	J	0.000270	0.00499	mg/L	EPA 6020B
Lead	0.000350	J	0.000220	0.00499	mg/L	EPA 6020B
Lithium	0.00797	J	0.00170	0.01000	mg/L	EPA 6020B
Lithium, dissolved	0.00772	J	0.00170	0.01000	mg/L	EPA 6020B
Molybdenum	0.00317	J	0.000330	0.00499	mg/L	EPA 6020B
Molybdenum, dissolved	0.00319	J	0.000330	0.00499	mg/L	EPA 6020B
Residue-filterable (TDS)	690		36.9	50.0	mg/L	SM 2540 C-2015
Sulfate	266		7.60	40.0	mg/L	EPA 9056A

SAMPLE DETECTION SUMMARY

This form includes only detections above the reporting limits.

For a full listing of sample results, continue to the Sample Results section of this Report.

CLIENT ID: SMMS-MW-13S-041725 — **Lab ID: HN2505121-012**

Analyte	Results	Flag	MDL	MRL	Units	Method

CLIENT ID: SMMS-FB-02-041725 — **Lab ID: HN2505121-013**

Analyte	Results	Flag	MDL	MRL	Units	Method
Alkalinity as CaCO3	24.6		1.43	2.00	mg/L	SM 2320 B-2011

CLIENT ID: SMMS-M-99B-041725 — **Lab ID: HN2505121-014**

Analyte	Results	Flag	MDL	MRL	Units	Method
Alkalinity as CaCO3	154		1.43	2.00	mg/L	SM 2320 B-2011
Arsenic	0.000464	J	0.000190	0.00499	mg/L	EPA 6020B
Arsenic, dissolved	0.000246	J	0.000190	0.00499	mg/L	EPA 6020B
Barium	0.0545		0.000570	0.00499	mg/L	EPA 6020B
Barium, dissolved	0.0410		0.000570	0.00499	mg/L	EPA 6020B
Boron	0.0823		0.0154	0.0200	mg/L	EPA 6020B
Boron, dissolved	0.0618		0.0154	0.0200	mg/L	EPA 6020B
Calcium	96.5		0.221	0.500	mg/L	EPA 6020B
Calcium, dissolved	70.8		0.221	0.500	mg/L	EPA 6020B
Chloride	48.0		3.10	10.0	mg/L	EPA 9056A
Cobalt	0.000444	J	0.000270	0.00499	mg/L	EPA 6020B
Cobalt, dissolved	0.000385	J	0.000270	0.00499	mg/L	EPA 6020B
Lithium	0.00514	J	0.00170	0.01000	mg/L	EPA 6020B
Lithium, dissolved	0.00371	J	0.00170	0.01000	mg/L	EPA 6020B
Molybdenum	0.000363	J	0.000330	0.00499	mg/L	EPA 6020B
Residue-filterable (TDS)	363		36.9	50.0	mg/L	SM 2540 C-2015
Sulfate	107		1.90	10.0	mg/L	EPA 9056A

SAMPLE SUMMARY

Client: Civil & Environmental Consultants, Inc.
Project: 341-963 Sammis
Workorder: HN2505121

Laboratory Sample ID	Client Sample ID	Sample Matrix	Collection Date	Date Received
HN2505121-001	SMMS-MW-11S-041725	WATER	04/17/25 08:32	04/19/25 08:00
HN2505121-002	SMMS-P-2-041725	WATER	04/17/25 09:40	04/19/25 08:00
HN2505121-003	SMMS-MW-10D-041725	WATER	04/17/25 10:19	04/19/25 08:00
HN2505121-004	SMMS-MW-9-041725	WATER	04/17/25 11:13	04/19/25 08:00
HN2505121-005	SMMS-MW-2-041725	WATER	04/17/25 12:52	04/19/25 08:00
HN2505121-006	SMMS-MW-5-041725	WATER	04/17/25 13:08	04/19/25 08:00
HN2505121-007	SMMS-P-1-041725	WATER	04/17/25 14:08	04/19/25 08:00
HN2505121-008	SMMS-MW-6-041725	WATER	04/17/25 14:20	04/19/25 08:00
HN2505121-009	SMMS-MW-11D-041725	WATER	04/17/25 15:23	04/19/25 08:00
HN2505121-010	SMMS-EB-01-041725	WATER	04/17/25 11:20	04/19/25 08:00
HN2505121-011	SMMS-MW-14S-041725	WATER	04/18/25 09:15	04/19/25 08:00
HN2505121-012	SMMS-MW-13S-041725	WATER	04/18/25 11:25	04/19/25 08:00
HN2505121-013	SMMS-FB-02-041725	WATER	04/18/25 11:45	04/19/25 08:00
HN2505121-014	SMMS-M-99B-041725	WATER	04/18/25 15:00	04/19/25 08:00

Chain of Custody Form

Page 1 of 1

☑ ALS Environmental
3352 128th Avenue
Holland, Michigan 49424
(Tel) 616.399.6070
(Fax) 616.399.6185

ALS Project Manager:	Jodi Blouw	ALS Work Order #:	

Customer Information		Project Information		Parameter/Method Request for Analysis	
Purchase Order		Project Name	Sammis Environmental Services	A	Tot. Metals (B,Ca,Sb,As,Ba,Be,Cd,Cr,Co,Pb,Li,Hg,Mo,Se,Tl,Mg,K,Na,Fe)
Work Order		Project Number	CEC25000-02	B	Diss. Metals (B,Ca,Sb,As,Ba,Be,Cd,Cr,Co,Pb,Li,Hg,Mo,Se,Tl,Mg,K,Na,Fe)
Company Name	FTS	Bill To Company	CEC	C	9056 - Chloride, Fluoride, Sulfate; 2320 - Tot. Alk.; 2540C - TDS
Send Report To	Angela Gatchie	Invoice Attn.	Robert Eaton	D	Rad 226 and 228
Address	200 3rd Ave	Address	700 Cherrington Pkwy	E	
				F	
City/State/Zip	Carnegie, PA 15106	City/State/Zip	Moon Twp, PA 15108	G	
Phone	412-428-9411	Phone	412-249-2378	H	
Fax		Fax		I	
e-Mail Address	agatchie@f-ts.com			J	

Environmental Division
Holland
Work Order Reference
HN2505121
Telephone : +1 616 399 6070

No.	Sample Description	Date	Time	Matrix	Pres. Key Numbers	# Bottles	A	B	C	D	E	I
1	SMMS-MW-115-041725	04/17/25	0832	GW	2	5	1	1	1	2		
2	SMMS-P-2-041725	04/17/25	0940	GW	2	5	1	1	1	2		
3	SMMS-MW-10D-041725	04/17/25	1019	GW	2	5	1	1	1	2		
4	SMMS-MW-9-041725	04/17/25	1113	GW	2	5	1	1	1	2		
5	SMMS-MW-2-041725	04/17/25	1252	GW	2	5	1	1	1	2		
6	SMMS-MW-5-041725	04/17/25	1308	GW	2	5	1	1	1	2		
7	SMMS-P-1-041725	04/17/25	1408	GW	2	5	1	1	1	2		
8	SMMS-MW-6-041725	04/17/25	1420	GW	2	5	1	1	1	2		
9	SMMS-MW-11D-041725	04/17/25	1523	GW	2	5	1	1	1	2		
10	SMMS-EB-01-041725	04/17/25	1120	W	2	5	1	1	1	2		

Sampler(s): Please Print & Sign	Shipment Method:	Turnaround Time: (Business Days)	Results Due Date:
Dakota VanRyn, Connor Wink	FTS	☐ 10 BD ☐ 5 BD ☐ 3 BD ☐ 2 BD ☐ 1 BD ☑ Other STD	

Relinquished by:	Date:	Time:	Received by:	Date:	Time:	Notes:
[signature]	04/17/25	1638	[signature] ALS	4-17-25	1638	rec'd QS 4/19/25 0800 [signature]
Relinquished by: [signature] ALS	4-18-25	1700	Received by (Laboratory):	Date:	Time:	
Logged by (Laboratory): BH	4/21/25	0836	Checked by (Laboratory):			

ALS Cooler ID	Cooler Temp	QC Package: (Check Box Below)	
		☐ Level II: Standard QC	☐ Level III: Raw Data
IR6	4 deg C	☐ TRRP LRC	☐ TRRP Level IV
		☐ Level IV: SW846 Methods/CLP like	
		☐ Other:	

Preservative Key: 1-HCl 2-HNO_3 3-H_2SO_4 4-NaOH 5-$Na_2S_2O_3$ 6-$NaHSO_4$ 7-Other 8-4°C

Note: Any changes must be made in writing once samples and COC Form have been submitted to ALS.

Revision 2 - Effective 11/9/2016

Copyright 2016 by ALS Environmental

Chain of Custody Form

Page 1 of 1

☑ ALS Environmental
3352 128th Avenue
Holland, Michigan 49424
(Tel) 616.399.6070
(Fax) 616.399.6185

ALS Project Manager:	Jodi Blouw	ALS Work Order #:	

Customer Information		Project Information		Parameter/Method Request for Analysis	
Purchase Order		Project Name	Sammis Environmental Services	A	Tot. Metals (B,Ca,Sb,As,Ba,Be,Cd,Cr,Co,Pb,Li,Hg,Mo,Se,Tl,Mg,K,Na,Fe)
Work Order		Project Number	CEC25000-02	B	Diss. Metals (B,Ca,Sb,As,Ba,Be,Cd,Cr,Co,Pb,Li,Hg,Mo,Se,Tl,Mg,K,Na,Fe)
Company Name	FTS	Bill To Company	CEC	C	9056 - Chloride, Fluoride, Sulfate; 2320 - Tot. Alk.; 2540C - TDS
Send Report To	Angela Gatchie	Invoice Attn.	Robert Eaton	D	Rad 226 and 228
Address	200 3rd Ave	Address	700 Cherrington Pkwy	E	
				F	
City/State/Zip	Carnegie, PA 15106	City/State/Zip	Moon Twp, PA 15108	G	
Phone	412-428-9411	Phone	412-249-2378	H	
Fax		Fax		I	
e-Mail Address	agatchie@f-ts.com			J	

No.	Sample Description	Date	Time	Matrix	Pres. Key Numbers	# Bottles	A	B	C	D	E	F	G	H	I	J	Hold
1	SMMS-MW-14S 041825	4/18/25	0915	GW	2	5	1	1	1	2							
2	SMMS-MW-13S 041825	4/18/25	1125	GW	2	5	1	1	1	2							
3	SMMS-FB-02-041825	4/18/25	1145	GW	2	5	1	1	1	2							
4	SMMS-M-99B-041825	4/18/25	1500	GW	2	5	1	1	1	2							
5																	
6																	
7																	
8																	
9																	
10																	

Sampler(s): Please Print & Sign: Connor Wink

Shipment Method: FTS

Turnaround Time: (Business Days) ☐ 10 BD ☐ 5 BD ☐ 3 BD ☐ 2 BD ☐ 1 BD ☐ Other STD

Results Due Date:

Relinquished by:	Date:	Time:	Received by:	Date:	Time:	Notes:
Connor Wink	4/18/25	1315	ALS	4.18.25	1315	
ALS	4.18.25	1700				

Logged by (Laboratory):	Date:	Time:	Checked by (Laboratory):

ALS Cooler ID	Cooler Temp	QC Package: (Check Box Below)	
		☐ Level II: Standard QC	☐ Level III: Raw Data
		☐ TRRP LRC	☐ TRRP Level IV
		☐ Level IV: SW846 Methods/CLP like	
		☐ Other:	

Preservative Key: 1-HCl 2-HNO_3 3-H_2SO_4 4-NaOH 5-$Na_2S_2O_3$ 6-$NaHSO_4$ 7-Other 8-4°C

Note: Any changes must be made in writing once samples and COC Form have been submitted to ALS.

Copyright 2016 by ALS Environmental

ALS Holland Sample Receiving Checklist

Received by:	BH Brittany Hayward
Date/Time:	~~4/19/25~~ 4/19/25 0800
Carrier Name:	QS
Shipping container/cooler in good condition?	Yes / No / Not Present
Custody seals intact on shipping container/cooler?	Yes / No / Not Present
Custody seals intact on sample bottles?	Yes / No / Not Present
Chain of Custody present?	Yes / No
COC signed when relinquished and received?	Yes / No
COC agrees with sample labels?	Yes / No
Samples in proper container/bottle?	Yes / No
Sample containers intact?	Yes / No
Sufficient sample volume for indicated test?	Yes / No
All samples received within holding time?	Yes / No
Container/Temp Blank temperature in compliance?	Yes / No
Temperature(s) (°C):	4.6/4.6c
Thermometer(s):	IR6
Sample(s) received on ice?	Yes / No
Matrix/Matrices:	Water
Cooler(s)/Kit(s):	1
Date/Time sample(s) sent to storage:	4/21/25 0836
Water – VOA vials have zero headspace?	Yes / No / No Vials
Water – pH acceptable upon receipt?	Yes / No / N/A
pH strip lot #: 41	< 2 ✓ > 12 _____ Other _____
pH adjusted (note adjustments below)?	Yes / No / N/A
pH adjusted by:	_____
Login Notes:	

REPORT QUALIFIERS AND DEFINITIONS

*	Value exceeds Regulatory Limit (if MCL displayed)
a	Analyte is non-accredited
B	Analyte detected in the associated Method Blank above the Reporting Limit
E	Value above quantitation range
H	Analyzed outside of Holding Time
J	Analyte is present at an estimated concentration between the MDL and Report Limit
NC	Not Calculated
ND	Not Detected at the Reporting Limit
O	Sample amount is > 4 times amount spiked
P	Dual Column results percent difference > 40%
R	RPD above laboratory control limit
S	Spike Recovery outside laboratory control limits
U	Analyzed but not detected above the MDL
V	The Continuing Calibration Verification was outside of control criteria
X	Analyte was detected in the Method Blank between the MDL and Reporting Limit, sample results may exhibit background or reagent contamination at the observed level.

Holland Laboratory Certifications[1]

Agency	Type	ID	Issued	Expires
Alabama	Drinking Water (Secondary)	42500	12/17/2024	12/31/2025
Colorado	UST		06/21/2024	06/30/2025
Connecticut	Drinking Water (Secondary)	PH-0155	12/10/2024	12/31/2026
Florida	NELAP (Primary)	E871106	07/01/2024	06/30/2025
Illinois	NELAP (Secondary)	200076	11/14/2024	12/31/2025
Indiana	Drinking Water (Secondary)	C-MI-08	12/31/2024	09/04/2026
Iowa	State Specific	403	09/18/2023	09/01/2025
Kansas	NELAP (Secondary)	E-10411	07/09/2024	07/31/2025
Kentucky	Waste Water	KY98004	12/20/2024	12/31/2025
Kentucky	UST	120474	06/24/2024	06/30/2025
Michigan	Drinking Water (Primary)	0022	12/19/2023	09/04/2026
Minnesota	NELAP (Secondary)	026-999-449	12/17/2024	12/31/2025
Missouri	Drinking Water (Secondary)	01262	11/14/2024	12/30/2027
New Jersey	NELAP (Secondary)	MI015	07/01/2024	6/30/2025
New York	NELAP (Secondary)	12128	04/01/2024	04/01/2025
North Dakota	State Specific	R-192	11/18/2024	06/30/2025
Ohio	Drinking Water (Secondary)	87783	06/25/2024	6/30/2025
Pennsylvania	NELAP (Secondary)	68-03827	06/14/2024	07/31/2025
Texas	NELAP (Secondary)	T104704494	02/12/2025	01/31/2026
USDA	Domestic CA	Soil-MI-007	02/06/2025	08/07/2026
USDA	Soil Import	525-23-62-77572	03/03/2023	03/03/2026
West Virginia	State Specific	355	02/04/2025	08/31/2025
Wisconsin	State Specific	399084510	08/15/2024	08/31/2025

1 - Scope available upon request

ANALYST SUMMARY

Client: Civil & Environmental Consultants, Inc.
Project: 341-963 Sammis
Work Order: HN2505121

Sample Name: SMMS-MW-11S-041725
Laboratory Code: HN2505121-001
Sample Matrix: WATER
Date Collected: 04/17/25
Date Received: 04/19/25

Analysis Method	Preparation Lot	Prepared By	Analysis Lot	Analyzed By
EPA 6020B	1963614	Elise Poll	3080584	Denise Coffey
EPA 6020B	1963615	Elise Poll	3080598	Denise Coffey
EPA 7470A	1958399	Hunter Johnson	3071600	Hunter Johnson
EPA 7470A	1958404	Hunter Johnson	3071602	Hunter Johnson
EPA 9056A	1966450	Sage Hansen	3088021	Quoc Nguyen
EPA 9056A	1971747	Quoc Nguyen	3097830	Quoc Nguyen
SM 2320 B-2011	1960563	Kelsey Beaudette	3075011	Kelsey Beaudette
SM 2540 C-2015	1959231	Sage Hansen	3078433	Jenna Vargo

Sample Name: SMMS-P-2-041725
Laboratory Code: HN2505121-002
Sample Matrix: WATER
Date Collected: 04/17/25
Date Received: 04/19/25

Analysis Method	Preparation Lot	Prepared By	Analysis Lot	Analyzed By
EPA 6020B	1963614	Elise Poll	3080584	Denise Coffey
EPA 6020B	1963615	Elise Poll	3080598	Denise Coffey
EPA 7470A	1958399	Hunter Johnson	3071600	Hunter Johnson
EPA 7470A	1958404	Hunter Johnson	3071602	Hunter Johnson
EPA 9056A	1966450	Sage Hansen	3088021	Quoc Nguyen
SM 2320 B-2011	1960563	Kelsey Beaudette	3075011	Kelsey Beaudette
SM 2540 C-2015	1959231	Sage Hansen	3078433	Jenna Vargo

Sample Name: SMMS-MW-10D-041725
Laboratory Code: HN2505121-003
Sample Matrix: WATER
Date Collected: 04/17/25
Date Received: 04/19/25

Analysis Method	Preparation Lot	Prepared By	Analysis Lot	Analyzed By
EPA 6020B	1963614	Elise Poll	3080584	Denise Coffey
EPA 6020B	1963614	Elise Poll	3084021	Denise Coffey
EPA 6020B	1963615	Elise Poll	3080598	Denise Coffey
EPA 6020B	1963615	Elise Poll	3084022	Denise Coffey

ANALYST SUMMARY

Client: Civil & Environmental Consultants, Inc.
Project: 341-963 Sammis
Work Order: HN2505121

Sample Name: SMMS-MW-10D-041725
Laboratory Code: HN2505121-003
Sample Matrix: WATER
Date Collected: 04/17/25
Date Received: 04/19/25

Analysis Method	Preparation Lot	Prepared By	Analysis Lot	Analyzed By
EPA 7470A	1958399	Hunter Johnson	3071600	Hunter Johnson
EPA 7470A	1958404	Hunter Johnson	3071602	Hunter Johnson
EPA 9056A	1971747	Quoc Nguyen	3097830	Quoc Nguyen
EPA 9056A	1966450	Sage Hansen	3088021	Quoc Nguyen
SM 2320 B-2011	1960563	Kelsey Beaudette	3075011	Kelsey Beaudette
SM 2540 C-2015	1959231	Sage Hansen	3078433	Jenna Vargo

Sample Name: SMMS-MW-9-041725
Laboratory Code: HN2505121-004
Sample Matrix: WATER
Date Collected: 04/17/25
Date Received: 04/19/25

Analysis Method	Preparation Lot	Prepared By	Analysis Lot	Analyzed By
EPA 6020B	1963614	Elise Poll	3080584	Denise Coffey
EPA 6020B	1963615	Elise Poll	3080598	Denise Coffey
EPA 7470A	1958399	Hunter Johnson	3071600	Hunter Johnson
EPA 7470A	1958404	Hunter Johnson	3071602	Hunter Johnson
EPA 9056A	1975732	Quoc Nguyen	3100970	Quoc Nguyen
EPA 9056A	1966450	Sage Hansen	3088021	Quoc Nguyen
SM 2320 B-2011	1960563	Kelsey Beaudette	3075011	Kelsey Beaudette
SM 2540 C-2015	1959231	Sage Hansen	3078433	Jenna Vargo

Sample Name: SMMS-MW-2-041725
Laboratory Code: HN2505121-005
Sample Matrix: WATER
Date Collected: 04/17/25
Date Received: 04/19/25

Analysis Method	Preparation Lot	Prepared By	Analysis Lot	Analyzed By
EPA 6020B	1963614	Elise Poll	3080584	Denise Coffey
EPA 6020B	1963615	Elise Poll	3080598	Denise Coffey
EPA 7470A	1958399	Hunter Johnson	3071600	Hunter Johnson
EPA 7470A	1958404	Hunter Johnson	3071602	Hunter Johnson
EPA 9056A	1966450	Sage Hansen	3088021	Quoc Nguyen

ANALYST SUMMARY

Client: Civil & Environmental Consultants, Inc.
Project: 341-963 Sammis
Work Order: HN2505121

Sample Name: SMMS-MW-2-041725
Laboratory Code: HN2505121-005
Sample Matrix: WATER
Date Collected: 04/17/25
Date Received: 04/19/25

Analysis Method	Preparation Lot	Prepared By	Analysis Lot	Analyzed By
SM 2320 B-2011	1960563	Kelsey Beaudette	3075011	Kelsey Beaudette
SM 2540 C-2015	1959231	Sage Hansen	3078433	Jenna Vargo

Sample Name: SMMS-MW-5-041725
Laboratory Code: HN2505121-006
Sample Matrix: WATER
Date Collected: 04/17/25
Date Received: 04/19/25

Analysis Method	Preparation Lot	Prepared By	Analysis Lot	Analyzed By
EPA 6020B	1963615	Elise Poll	3080598	Denise Coffey
EPA 6020B	1963614	Elise Poll	3080584	Denise Coffey
EPA 7470A	1958399	Hunter Johnson	3071600	Hunter Johnson
EPA 7470A	1958404	Hunter Johnson	3071602	Hunter Johnson
EPA 9056A	1966450	Sage Hansen	3088021	Quoc Nguyen
SM 2320 B-2011	1960563	Kelsey Beaudette	3075011	Kelsey Beaudette
SM 2540 C-2015	1962044	Jenna Vargo	3084680	Jenna Vargo

Sample Name: SMMS-P-1-041725
Laboratory Code: HN2505121-007
Sample Matrix: WATER
Date Collected: 04/17/25
Date Received: 04/19/25

Analysis Method	Preparation Lot	Prepared By	Analysis Lot	Analyzed By
EPA 6020B	1963615	Elise Poll	3080598	Denise Coffey
EPA 6020B	1963614	Elise Poll	3080584	Denise Coffey
EPA 7470A	1958399	Hunter Johnson	3071600	Hunter Johnson
EPA 7470A	1958404	Hunter Johnson	3071602	Hunter Johnson
EPA 9056A	1966450	Sage Hansen	3088021	Quoc Nguyen
EPA 9056A	1969854	Quoc Nguyen	3091131	Quoc Nguyen
SM 2320 B-2011	1960563	Kelsey Beaudette	3075011	Kelsey Beaudette
SM 2540 C-2015	1962044	Jenna Vargo	3084680	Jenna Vargo

ANALYST SUMMARY

Client: Civil & Environmental Consultants, Inc.
Project: 341-963 Sammis
Work Order: HN2505121

Sample Name: SMMS-MW-6-041725
Laboratory Code: HN2505121-008
Sample Matrix: WATER
Date Collected: 04/17/25
Date Received: 04/19/25

Analysis Method	Preparation Lot	Prepared By	Analysis Lot	Analyzed By
EPA 6020B	1963614	Elise Poll	3080584	Denise Coffey
EPA 6020B	1963615	Elise Poll	3080598	Denise Coffey
EPA 7470A	1958399	Hunter Johnson	3071600	Hunter Johnson
EPA 7470A	1958404	Hunter Johnson	3071602	Hunter Johnson
EPA 9056A	1966450	Sage Hansen	3088021	Quoc Nguyen
SM 2320 B-2011	1960563	Kelsey Beaudette	3075011	Kelsey Beaudette
SM 2540 C-2015	1962044	Jenna Vargo	3084680	Jenna Vargo

Sample Name: SMMS-MW-11D-041725
Laboratory Code: HN2505121-009
Sample Matrix: WATER
Date Collected: 04/17/25
Date Received: 04/19/25

Analysis Method	Preparation Lot	Prepared By	Analysis Lot	Analyzed By
EPA 6020B	1963614	Elise Poll	3080584	Denise Coffey
EPA 6020B	1963615	Elise Poll	3080598	Denise Coffey
EPA 7470A	1958399	Hunter Johnson	3071600	Hunter Johnson
EPA 7470A	1958404	Hunter Johnson	3071602	Hunter Johnson
EPA 9056A	1966450	Sage Hansen	3088021	Quoc Nguyen
EPA 9056A	1969854	Quoc Nguyen	3091131	Quoc Nguyen
SM 2320 B-2011	1960563	Kelsey Beaudette	3075011	Kelsey Beaudette
SM 2540 C-2015	1962044	Jenna Vargo	3084680	Jenna Vargo

Sample Name: SMMS-EB-01-041725
Laboratory Code: HN2505121-010
Sample Matrix: WATER
Date Collected: 04/17/25
Date Received: 04/19/25

Analysis Method	Preparation Lot	Prepared By	Analysis Lot	Analyzed By
EPA 6020B	1963614	Elise Poll	3080584	Denise Coffey
EPA 6020B	1963615	Elise Poll	3080598	Denise Coffey
EPA 7470A	1958399	Hunter Johnson	3071600	Hunter Johnson
EPA 7470A	1958404	Hunter Johnson	3071602	Hunter Johnson

ANALYST SUMMARY

Client: Civil & Environmental Consultants, Inc.
Project: 341-963 Sammis
Work Order: HN2505121

Sample Name: SMMS-EB-01-041725
Laboratory Code: HN2505121-010
Sample Matrix: WATER
Date Collected: 04/17/25
Date Received: 04/19/25

Analysis Method	Preparation Lot	Prepared By	Analysis Lot	Analyzed By
EPA 9056A	1969854	Quoc Nguyen	3091131	Quoc Nguyen
SM 2320 B-2011	1960563	Kelsey Beaudette	3075011	Kelsey Beaudette
SM 2540 C-2015	1959231	Sage Hansen	3078433	Jenna Vargo

Sample Name: SMMS-MW-14S-041725
Laboratory Code: HN2505121-011
Sample Matrix: WATER
Date Collected: 04/18/25
Date Received: 04/19/25

Analysis Method	Preparation Lot	Prepared By	Analysis Lot	Analyzed By
EPA 6020B	1963614	Elise Poll	3080584	Denise Coffey
EPA 6020B	1963615	Elise Poll	3080598	Denise Coffey
EPA 7470A	1958399	Hunter Johnson	3071600	Hunter Johnson
EPA 7470A	1958404	Hunter Johnson	3071602	Hunter Johnson
EPA 9056A	1966450	Sage Hansen	3088021	Quoc Nguyen
SM 2320 B-2011	1960563	Kelsey Beaudette	3075011	Kelsey Beaudette
SM 2540 C-2015	1962044	Jenna Vargo	3084680	Jenna Vargo

Sample Name: SMMS-MW-13S-041725
Laboratory Code: HN2505121-012
Sample Matrix: WATER
Date Collected: 04/18/25
Date Received: 04/19/25

Analysis Method	Preparation Lot	Prepared By	Analysis Lot	Analyzed By
EPA 6020B	1963615	Elise Poll	3080598	Denise Coffey
EPA 6020B	1963614	Elise Poll	3080584	Denise Coffey
EPA 7470A	1958399	Hunter Johnson	3071600	Hunter Johnson
EPA 7470A	1958404	Hunter Johnson	3071602	Hunter Johnson
EPA 9056A	1966450	Sage Hansen	3088021	Quoc Nguyen
EPA 9056A	1969854	Quoc Nguyen	3091131	Quoc Nguyen
SM 2320 B-2011	1960563	Kelsey Beaudette	3075011	Kelsey Beaudette
SM 2540 C-2015	1962044	Jenna Vargo	3084680	Jenna Vargo

ANALYST SUMMARY

Client: Civil & Environmental Consultants, Inc.
Project: 341-963 Sammis
Work Order: HN2505121

Sample Name: SMMS-FB-02-041725
Laboratory Code: HN2505121-013
Sample Matrix: WATER
Date Collected: 04/18/25
Date Received: 04/19/25

Analysis Method	Preparation Lot	Prepared By	Analysis Lot	Analyzed By
EPA 6020B	1963614	Elise Poll	3080584	Denise Coffey
EPA 6020B	1963615	Elise Poll	3080598	Denise Coffey
EPA 7470A	1958399	Hunter Johnson	3071600	Hunter Johnson
EPA 7470A	1958404	Hunter Johnson	3071602	Hunter Johnson
EPA 9056A	1969854	Quoc Nguyen	3091131	Quoc Nguyen
SM 2320 B-2011	1960563	Kelsey Beaudette	3075011	Kelsey Beaudette
SM 2540 C-2015	1962044	Jenna Vargo	3084680	Jenna Vargo

Sample Name: SMMS-M-99B-041725
Laboratory Code: HN2505121-014
Sample Matrix: WATER
Date Collected: 04/18/25
Date Received: 04/19/25

Analysis Method	Preparation Lot	Prepared By	Analysis Lot	Analyzed By
EPA 6020B	1963614	Elise Poll	3080584	Denise Coffey
EPA 6020B	1963615	Elise Poll	3080598	Denise Coffey
EPA 7470A	1958399	Hunter Johnson	3071600	Hunter Johnson
EPA 7470A	1958404	Hunter Johnson	3071602	Hunter Johnson
EPA 9056A	1966450	Sage Hansen	3088021	Quoc Nguyen
SM 2320 B-2011	1960563	Kelsey Beaudette	3075011	Kelsey Beaudette
SM 2540 C-2015	1962044	Jenna Vargo	3084680	Jenna Vargo

Analytical Report

Client:	Civil & Environmental Consultants, Inc.	**Work Order:**	HN2505121
Project:	341-963 Sammis	**Date Collected:**	04/17/25 08:32
Matrix:	WATER	**Date Received:**	04/19/25 08:00

CLIENT ID: SMMS-MW-11S-041725 **Lab ID: HN2505121-001**

Analyte	Method	Results	Qual	Units	MDL	MRL	Dilution Factor	Date Analyzed	Date Extracted
General Chemistry Parameters									
Chloride	EPA 9056A	**64.9**		mg/L	3.10	10.0	10	04/25/25 17:03	04/25/25 15:33
Fluoride	EPA 9056A	ND	U	mg/L	0.670	1.00	10	04/25/25 17:03	04/25/25 15:33
Sulfate	EPA 9056A	**318**		mg/L	7.60	40.0	40	04/30/25 20:07	04/29/25 18:11
Alkalinity as CaCO3	SM 2320 B-2011	**204**		mg/L	1.43	2.00	1	04/22/25 16:12	04/22/25 16:11
Residue-filterable (TDS)	SM 2540 C-2015	**757**		mg/L	36.9	50.0	1	04/23/25 16:38	04/21/25 18:50
Metals									
Antimony	EPA 6020B	ND	U	mg/L	0.000420	0.00499	1	04/24/25 16:49	04/24/25 10:54
Antimony, dissolved	EPA 6020B	ND	U	mg/L	0.000420	0.00499	1	04/24/25 17:27	04/24/25 10:55
Arsenic	EPA 6020B	**0.00817**		mg/L	0.000190	0.00499	1	04/24/25 16:49	04/24/25 10:54
Arsenic, dissolved	EPA 6020B	**0.00788**		mg/L	0.000190	0.00499	1	04/24/25 17:27	04/24/25 10:55
Barium	EPA 6020B	**0.0289**		mg/L	0.000570	0.00499	1	04/24/25 16:49	04/24/25 10:54
Barium, dissolved	EPA 6020B	**0.0271**		mg/L	0.000570	0.00499	1	04/24/25 17:27	04/24/25 10:55
Beryllium	EPA 6020B	ND	U	mg/L	0.000130	0.00199	1	04/24/25 16:49	04/24/25 10:54
Beryllium, dissolved	EPA 6020B	ND	U	mg/L	0.000130	0.00199	1	04/24/25 17:27	04/24/25 10:55
Boron	EPA 6020B	**0.148**		mg/L	0.0154	0.0200	1	04/24/25 16:49	04/24/25 10:54
Boron, dissolved	EPA 6020B	**0.142**		mg/L	0.0154	0.0200	1	04/24/25 17:27	04/24/25 10:55
Cadmium	EPA 6020B	ND	U	mg/L	0.000140	0.00199	1	04/24/25 16:49	04/24/25 10:54
Cadmium, dissolved	EPA 6020B	ND	U	mg/L	0.000140	0.00199	1	04/24/25 17:27	04/24/25 10:55
Calcium	EPA 6020B	**148**		mg/L	0.221	0.500	1	04/24/25 16:49	04/24/25 10:54
Calcium, dissolved	EPA 6020B	**146**		mg/L	0.221	0.500	1	04/24/25 17:27	04/24/25 10:55
Chromium	EPA 6020B	**0.00199**	J	mg/L	0.000610	0.00499	1	04/24/25 16:49	04/24/25 10:54
Chromium, dissolved	EPA 6020B	ND	U	mg/L	0.000610	0.00499	1	04/24/25 17:27	04/24/25 10:55
Cobalt	EPA 6020B	**0.00816**		mg/L	0.000270	0.00499	1	04/24/25 16:49	04/24/25 10:54
Cobalt, dissolved	EPA 6020B	**0.00785**		mg/L	0.000270	0.00499	1	04/24/25 17:27	04/24/25 10:55
Lead	EPA 6020B	**0.000660**	J	mg/L	0.000220	0.00499	1	04/24/25 16:49	04/24/25 10:54
Lead, dissolved	EPA 6020B	**0.000365**	J	mg/L	0.000220	0.00499	1	04/24/25 17:27	04/24/25 10:55
Lithium	EPA 6020B	**0.0109**		mg/L	0.00170	0.01000	1	04/24/25 16:49	04/24/25 10:54
Lithium, dissolved	EPA 6020B	**0.0110**		mg/L	0.00170	0.01000	1	04/24/25 17:27	04/24/25 10:55
Molybdenum	EPA 6020B	**0.000582**	J	mg/L	0.000330	0.00499	1	04/24/25 16:49	04/24/25 10:54
Molybdenum, dissolved	EPA 6020B	**0.000528**	J	mg/L	0.000330	0.00499	1	04/24/25 17:27	04/24/25 10:55
Selenium	EPA 6020B	ND	U	mg/L	0.000480	0.00499	1	04/24/25 16:49	04/24/25 10:54

Analytical Report

Client:	Civil & Environmental Consultants, Inc.	**Work Order:**	HN2505121
Project:	341-963 Sammis	**Date Collected:**	04/17/25 08:32
Matrix:	WATER	**Date Received:**	04/19/25 08:00

CLIENT ID: SMMS-MW-11S-041725 **Lab ID: HN2505121-001**

Analyte	Method	Results	Qual	Units	MDL	MRL	Dilution Factor	Date Analyzed	Date Extracted
Selenium, dissolved	EPA 6020B	ND	U	mg/L	0.000480	0.00499	1	04/24/25 17:27	04/24/25 10:55
Thallium	EPA 6020B	ND	U	mg/L	0.000150	0.00499	1	04/24/25 16:49	04/24/25 10:54
Thallium, dissolved	EPA 6020B	ND	U	mg/L	0.000150	0.00499	1	04/24/25 17:27	04/24/25 10:55
Mercury	EPA 7470A	ND	U	mg/L	0.000160	0.000200	1	04/21/25 14:59	04/21/25 11:25
Mercury, dissolved	EPA 7470A	ND	U	mg/L	0.000160	0.000200	1	04/21/25 15:43	04/21/25 11:25

Analytical Report

Client:	Civil & Environmental Consultants, Inc.	**Work Order:**	HN2505121
Project:	341-963 Sammis	**Date Collected:**	04/17/25 09:40
Matrix:	WATER	**Date Received:**	04/19/25 08:00

CLIENT ID: SMMS-P-2-041725 **Lab ID: HN2505121-002**

Analyte	Method	Results	Qual	Units	MDL	MRL	Dilution Factor	Date Analyzed	Date Extracted
General Chemistry Parameters									
Chloride	EPA 9056A	**34.8**		mg/L	3.10	10.0	10	04/25/25 17:32	04/25/25 15:33
Fluoride	EPA 9056A	ND	U	mg/L	0.670	1.00	10	04/25/25 17:32	04/25/25 15:33
Sulfate	EPA 9056A	**77.7**		mg/L	1.90	10.0	10	04/25/25 17:32	04/25/25 15:33
Alkalinity as CaCO3	SM 2320 B-2011	**104**		mg/L	1.43	2.00	1	04/22/25 16:12	04/22/25 16:11
Residue-filterable (TDS)	SM 2540 C-2015	**267**		mg/L	36.9	50.0	1	04/23/25 16:38	04/21/25 18:50
Metals									
Antimony	EPA 6020B	ND	U	mg/L	0.000420	0.00499	1	04/24/25 16:51	04/24/25 10:54
Antimony, dissolved	EPA 6020B	ND	U	mg/L	0.000420	0.00499	1	04/24/25 17:29	04/24/25 10:55
Arsenic	EPA 6020B	**0.000216**	J	mg/L	0.000190	0.00499	1	04/24/25 16:51	04/24/25 10:54
Arsenic, dissolved	EPA 6020B	**0.000206**	J	mg/L	0.000190	0.00499	1	04/24/25 17:29	04/24/25 10:55
Barium	EPA 6020B	**0.0287**		mg/L	0.000570	0.00499	1	04/24/25 16:51	04/24/25 10:54
Barium, dissolved	EPA 6020B	**0.0295**		mg/L	0.000570	0.00499	1	04/24/25 17:29	04/24/25 10:55
Beryllium	EPA 6020B	ND	U	mg/L	0.000130	0.00199	1	04/24/25 16:51	04/24/25 10:54
Beryllium, dissolved	EPA 6020B	ND	U	mg/L	0.000130	0.00199	1	04/24/25 17:29	04/24/25 10:55
Boron	EPA 6020B	**0.0661**		mg/L	0.0154	0.0200	1	04/24/25 16:51	04/24/25 10:54
Boron, dissolved	EPA 6020B	**0.0624**		mg/L	0.0154	0.0200	1	04/24/25 17:29	04/24/25 10:55
Cadmium	EPA 6020B	ND	U	mg/L	0.000140	0.00199	1	04/24/25 16:51	04/24/25 10:54
Cadmium, dissolved	EPA 6020B	ND	U	mg/L	0.000140	0.00199	1	04/24/25 17:29	04/24/25 10:55
Calcium	EPA 6020B	**44.3**		mg/L	0.221	0.500	1	04/24/25 16:51	04/24/25 10:54
Calcium, dissolved	EPA 6020B	**44.3**		mg/L	0.221	0.500	1	04/24/25 17:29	04/24/25 10:55
Chromium	EPA 6020B	**0.000625**	J	mg/L	0.000610	0.00499	1	04/24/25 16:51	04/24/25 10:54
Chromium, dissolved	EPA 6020B	ND	U	mg/L	0.000610	0.00499	1	04/24/25 17:29	04/24/25 10:55
Cobalt	EPA 6020B	**0.000757**	J	mg/L	0.000270	0.00499	1	04/24/25 16:51	04/24/25 10:54
Cobalt, dissolved	EPA 6020B	**0.000746**	J	mg/L	0.000270	0.00499	1	04/24/25 17:29	04/24/25 10:55
Lead	EPA 6020B	ND	U	mg/L	0.000220	0.00499	1	04/24/25 16:51	04/24/25 10:54
Lead, dissolved	EPA 6020B	ND	U	mg/L	0.000220	0.00499	1	04/24/25 17:29	04/24/25 10:55
Lithium	EPA 6020B	**0.00178**	J	mg/L	0.00170	0.01000	1	04/24/25 16:51	04/24/25 10:54
Lithium, dissolved	EPA 6020B	ND	U	mg/L	0.00170	0.01000	1	04/24/25 17:29	04/24/25 10:55
Molybdenum	EPA 6020B	ND	U	mg/L	0.000330	0.00499	1	04/24/25 16:51	04/24/25 10:54
Molybdenum, dissolved	EPA 6020B	ND	U	mg/L	0.000330	0.00499	1	04/24/25 17:29	04/24/25 10:55
Selenium	EPA 6020B	ND	U	mg/L	0.000480	0.00499	1	04/24/25 16:51	04/24/25 10:54

Analytical Report

Client:	Civil & Environmental Consultants, Inc.	**Work Order:**	HN2505121
Project:	341-963 Sammis	**Date Collected:**	04/17/25 09:40
Matrix:	WATER	**Date Received:**	04/19/25 08:00

CLIENT ID: SMMS-P-2-041725 **Lab ID: HN2505121-002**

Analyte	Method	Results	Qual	Units	MDL	MRL	Dilution Factor	Date Analyzed	Date Extracted
Selenium, dissolved	EPA 6020B	ND	U	mg/L	0.000480	0.00499	1	04/24/25 17:29	04/24/25 10:55
Thallium	EPA 6020B	ND	U	mg/L	0.000150	0.00499	1	04/24/25 16:51	04/24/25 10:54
Thallium, dissolved	EPA 6020B	ND	U	mg/L	0.000150	0.00499	1	04/24/25 17:29	04/24/25 10:55
Mercury	EPA 7470A	ND	U	mg/L	0.000160	0.000200	1	04/21/25 15:05	04/21/25 11:25
Mercury, dissolved	EPA 7470A	ND	U	mg/L	0.000160	0.000200	1	04/21/25 15:50	04/21/25 11:25

Analytical Report

Client:	Civil & Environmental Consultants, Inc.	**Work Order:**	HN2505121
Project:	341-963 Sammis	**Date Collected:**	04/17/25 10:19
Matrix:	WATER	**Date Received:**	04/19/25 08:00

CLIENT ID: SMMS-MW-10D-041725 **Lab ID: HN2505121-003**

Analyte	Method	Results	Qual	Units	MDL	MRL	Dilution Factor	Date Analyzed	Date Extracted
General Chemistry Parameters									
Chloride	EPA 9056A	**1440**		mg/L	49.6	160	160	04/30/25 20:36	04/29/25 18:11
Fluoride	EPA 9056A	**0.881**	J	mg/L	0.670	1.00	10	04/25/25 17:42	04/25/25 15:33
Sulfate	EPA 9056A	**31.4**		mg/L	1.90	10.0	10	04/25/25 17:42	04/25/25 15:33
Alkalinity as CaCO3	SM 2320 B-2011	**184**		mg/L	1.43	2.00	1	04/22/25 16:12	04/22/25 16:11
Residue-filterable (TDS)	SM 2540 C-2015	**2620**		mg/L	221	300	1	04/23/25 16:38	04/21/25 18:50
Metals									
Antimony	EPA 6020B	ND	U	mg/L	0.000420	0.00499	1	04/24/25 17:00	04/24/25 10:54
Antimony, dissolved	EPA 6020B	ND	U	mg/L	0.000420	0.00499	1	04/24/25 17:34	04/24/25 10:55
Arsenic	EPA 6020B	**0.00320**	J	mg/L	0.000190	0.00499	1	04/24/25 17:00	04/24/25 10:54
Arsenic, dissolved	EPA 6020B	**0.00230**	J	mg/L	0.000190	0.00499	1	04/24/25 17:34	04/24/25 10:55
Barium	EPA 6020B	**2.57**		mg/L	0.00570	0.0499	10	04/25/25 15:02	04/24/25 10:54
Barium, dissolved	EPA 6020B	**3.70**		mg/L	0.00570	0.0499	10	04/25/25 15:04	04/24/25 10:55
Beryllium	EPA 6020B	ND	U	mg/L	0.000130	0.00199	1	04/24/25 17:00	04/24/25 10:54
Beryllium, dissolved	EPA 6020B	ND	U	mg/L	0.000130	0.00199	1	04/24/25 17:34	04/24/25 10:55
Boron	EPA 6020B	**0.170**		mg/L	0.0154	0.0200	1	04/24/25 17:00	04/24/25 10:54
Boron, dissolved	EPA 6020B	**0.177**		mg/L	0.0154	0.0200	1	04/24/25 17:34	04/24/25 10:55
Cadmium	EPA 6020B	ND	U	mg/L	0.000140	0.00199	1	04/24/25 17:00	04/24/25 10:54
Cadmium, dissolved	EPA 6020B	ND	U	mg/L	0.000140	0.00199	1	04/24/25 17:34	04/24/25 10:55
Calcium	EPA 6020B	**154**		mg/L	0.221	0.500	1	04/24/25 17:00	04/24/25 10:54
Calcium, dissolved	EPA 6020B	**155**		mg/L	0.221	0.500	1	04/24/25 17:34	04/24/25 10:55
Chromium	EPA 6020B	**0.00375**	J	mg/L	0.000610	0.00499	1	04/24/25 17:00	04/24/25 10:54
Chromium, dissolved	EPA 6020B	ND	U	mg/L	0.000610	0.00499	1	04/24/25 17:34	04/24/25 10:55
Cobalt	EPA 6020B	ND	U	mg/L	0.000270	0.00499	1	04/24/25 17:00	04/24/25 10:54
Cobalt, dissolved	EPA 6020B	ND	U	mg/L	0.000270	0.00499	1	04/24/25 17:34	04/24/25 10:55
Lead	EPA 6020B	**0.000432**	J	mg/L	0.000220	0.00499	1	04/24/25 17:00	04/24/25 10:54
Lead, dissolved	EPA 6020B	ND	U	mg/L	0.000220	0.00499	1	04/24/25 17:34	04/24/25 10:55
Lithium	EPA 6020B	**0.0210**		mg/L	0.00170	0.01000	1	04/24/25 17:00	04/24/25 10:54
Lithium, dissolved	EPA 6020B	**0.0214**		mg/L	0.00170	0.01000	1	04/24/25 17:34	04/24/25 10:55
Molybdenum	EPA 6020B	**0.00162**	J	mg/L	0.000330	0.00499	1	04/24/25 17:00	04/24/25 10:54
Molybdenum, dissolved	EPA 6020B	**0.00139**	J	mg/L	0.000330	0.00499	1	04/24/25 17:34	04/24/25 10:55
Selenium	EPA 6020B	ND	U	mg/L	0.000480	0.00499	1	04/24/25 17:00	04/24/25 10:54

Analytical Report

Client:	Civil & Environmental Consultants, Inc.	**Work Order:**	HN2505121
Project:	341-963 Sammis	**Date Collected:**	04/17/25 10:19
Matrix:	WATER	**Date Received:**	04/19/25 08:00

CLIENT ID: SMMS-MW-10D-041725 **Lab ID: HN2505121-003**

Analyte	Method	Results	Qual	Units	MDL	MRL	Dilution Factor	Date Analyzed	Date Extracted
Selenium, dissolved	EPA 6020B	ND	U	mg/L	0.000480	0.00499	1	04/24/25 17:34	04/24/25 10:55
Thallium	EPA 6020B	ND	U	mg/L	0.000150	0.00499	1	04/24/25 17:00	04/24/25 10:54
Thallium, dissolved	EPA 6020B	ND	U	mg/L	0.000150	0.00499	1	04/24/25 17:34	04/24/25 10:55
Mercury	EPA 7470A	ND	U	mg/L	0.000160	0.000200	1	04/21/25 15:06	04/21/25 11:25
Mercury, dissolved	EPA 7470A	ND	U	mg/L	0.000160	0.000200	1	04/21/25 15:51	04/21/25 11:25

Analytical Report

Client:	Civil & Environmental Consultants, Inc.	**Work Order:**	HN2505121
Project:	341-963 Sammis	**Date Collected:**	04/17/25 11:13
Matrix:	WATER	**Date Received:**	04/19/25 08:00

CLIENT ID: SMMS-MW-9-041725 **Lab ID: HN2505121-004**

Analyte	Method	Results	Qual	Units	MDL	MRL	Dilution Factor	Date Analyzed	Date Extracted
General Chemistry Parameters									
Chloride	EPA 9056A	**41.8**		mg/L	3.10	10.0	10	05/01/25 22:26	05/01/25 18:50
Fluoride	EPA 9056A	**2.68**		mg/L	0.670	1.00	10	04/25/25 17:52	04/25/25 15:33
Sulfate	EPA 9056A	**70.2**		mg/L	1.90	10.0	10	05/01/25 22:26	05/01/25 18:50
Alkalinity as CaCO3	SM 2320 B-2011	**107**		mg/L	1.43	2.00	1	04/22/25 16:13	04/22/25 16:11
Residue-filterable (TDS)	SM 2540 C-2015	**260**		mg/L	36.9	50.0	1	04/23/25 16:38	04/21/25 18:50
Metals									
Antimony	EPA 6020B	ND	U	mg/L	0.000420	0.00499	1	04/24/25 17:01	04/24/25 10:54
Antimony, dissolved	EPA 6020B	ND	U	mg/L	0.000420	0.00499	1	04/24/25 17:36	04/24/25 10:55
Arsenic	EPA 6020B	**0.000208**	J	mg/L	0.000190	0.00499	1	04/24/25 17:01	04/24/25 10:54
Arsenic, dissolved	EPA 6020B	**0.000221**	J	mg/L	0.000190	0.00499	1	04/24/25 17:36	04/24/25 10:55
Barium	EPA 6020B	**0.0285**		mg/L	0.000570	0.00499	1	04/24/25 17:01	04/24/25 10:54
Barium, dissolved	EPA 6020B	**0.0284**		mg/L	0.000570	0.00499	1	04/24/25 17:36	04/24/25 10:55
Beryllium	EPA 6020B	ND	U	mg/L	0.000130	0.00199	1	04/24/25 17:01	04/24/25 10:54
Beryllium, dissolved	EPA 6020B	ND	U	mg/L	0.000130	0.00199	1	04/24/25 17:36	04/24/25 10:55
Boron	EPA 6020B	**0.108**		mg/L	0.0154	0.0200	1	04/24/25 17:01	04/24/25 10:54
Boron, dissolved	EPA 6020B	**0.108**		mg/L	0.0154	0.0200	1	04/24/25 17:36	04/24/25 10:55
Cadmium	EPA 6020B	ND	U	mg/L	0.000140	0.00199	1	04/24/25 17:01	04/24/25 10:54
Cadmium, dissolved	EPA 6020B	ND	U	mg/L	0.000140	0.00199	1	04/24/25 17:36	04/24/25 10:55
Calcium	EPA 6020B	**46.9**		mg/L	0.221	0.500	1	04/24/25 17:01	04/24/25 10:54
Calcium, dissolved	EPA 6020B	**47.1**		mg/L	0.221	0.500	1	04/24/25 17:36	04/24/25 10:55
Chromium	EPA 6020B	**0.00168**	J	mg/L	0.000610	0.00499	1	04/24/25 17:01	04/24/25 10:54
Chromium, dissolved	EPA 6020B	ND	U	mg/L	0.000610	0.00499	1	04/24/25 17:36	04/24/25 10:55
Cobalt	EPA 6020B	ND	U	mg/L	0.000270	0.00499	1	04/24/25 17:01	04/24/25 10:54
Cobalt, dissolved	EPA 6020B	ND	U	mg/L	0.000270	0.00499	1	04/24/25 17:36	04/24/25 10:55
Lead	EPA 6020B	ND	U	mg/L	0.000220	0.00499	1	04/24/25 17:01	04/24/25 10:54
Lead, dissolved	EPA 6020B	**0.000221**	J	mg/L	0.000220	0.00499	1	04/24/25 17:36	04/24/25 10:55
Lithium	EPA 6020B	**0.00249**	J	mg/L	0.00170	0.01000	1	04/24/25 17:01	04/24/25 10:54
Lithium, dissolved	EPA 6020B	**0.00256**	J	mg/L	0.00170	0.01000	1	04/24/25 17:36	04/24/25 10:55
Molybdenum	EPA 6020B	**0.000583**	J	mg/L	0.000330	0.00499	1	04/24/25 17:01	04/24/25 10:54
Molybdenum, dissolved	EPA 6020B	**0.000607**	J	mg/L	0.000330	0.00499	1	04/24/25 17:36	04/24/25 10:55
Selenium	EPA 6020B	ND	U	mg/L	0.000480	0.00499	1	04/24/25 17:01	04/24/25 10:54

Analytical Report

Client:	Civil & Environmental Consultants, Inc.	**Work Order:**	HN2505121
Project:	341-963 Sammis	**Date Collected:**	04/17/25 11:13
Matrix:	WATER	**Date Received:**	04/19/25 08:00

CLIENT ID: SMMS-MW-9-041725 **Lab ID: HN2505121-004**

Analyte	Method	Results	Qual	Units	MDL	MRL	Dilution Factor	Date Analyzed	Date Extracted
Selenium, dissolved	EPA 6020B	ND	U	mg/L	0.000480	0.00499	1	04/24/25 17:36	04/24/25 10:55
Thallium	EPA 6020B	ND	U	mg/L	0.000150	0.00499	1	04/24/25 17:01	04/24/25 10:54
Thallium, dissolved	EPA 6020B	ND	U	mg/L	0.000150	0.00499	1	04/24/25 17:36	04/24/25 10:55
Mercury	EPA 7470A	ND	U	mg/L	0.000160	0.000200	1	04/21/25 15:08	04/21/25 11:25
Mercury, dissolved	EPA 7470A	ND	U	mg/L	0.000160	0.000200	1	04/21/25 15:53	04/21/25 11:25

Analytical Report

Client:	Civil & Environmental Consultants, Inc.	**Work Order:**	HN2505121
Project:	341-963 Sammis	**Date Collected:**	04/17/25 12:52
Matrix:	WATER	**Date Received:**	04/19/25 08:00

CLIENT ID: SMMS-MW-2-041725 **Lab ID: HN2505121-005**

Analyte	Method	Results	Qual	Units	MDL	MRL	Dilution Factor	Date Analyzed	Date Extracted
General Chemistry Parameters									
Chloride	EPA 9056A	**37.4**		mg/L	3.10	10.0	10	04/25/25 18:02	04/25/25 15:33
Fluoride	EPA 9056A	ND	U	mg/L	0.670	1.00	10	04/25/25 18:02	04/25/25 15:33
Sulfate	EPA 9056A	**55.1**		mg/L	1.90	10.0	10	04/25/25 18:02	04/25/25 15:33
Alkalinity as CaCO3	SM 2320 B-2011	**99.0**		mg/L	1.43	2.00	1	04/22/25 16:12	04/22/25 16:11
Residue-filterable (TDS)	SM 2540 C-2015	**220**		mg/L	36.9	50.0	1	04/23/25 16:38	04/21/25 18:50
Metals									
Antimony	EPA 6020B	ND	U	mg/L	0.000420	0.00499	1	04/24/25 17:03	04/24/25 10:54
Antimony, dissolved	EPA 6020B	ND	U	mg/L	0.000420	0.00499	1	04/24/25 17:41	04/24/25 10:55
Arsenic	EPA 6020B	**0.000718**	J	mg/L	0.000190	0.00499	1	04/24/25 17:03	04/24/25 10:54
Arsenic, dissolved	EPA 6020B	**0.000317**	J	mg/L	0.000190	0.00499	1	04/24/25 17:41	04/24/25 10:55
Barium	EPA 6020B	**0.0371**		mg/L	0.000570	0.00499	1	04/24/25 17:03	04/24/25 10:54
Barium, dissolved	EPA 6020B	**0.0341**		mg/L	0.000570	0.00499	1	04/24/25 17:41	04/24/25 10:55
Beryllium	EPA 6020B	ND	U	mg/L	0.000130	0.00199	1	04/24/25 17:03	04/24/25 10:54
Beryllium, dissolved	EPA 6020B	ND	U	mg/L	0.000130	0.00199	1	04/24/25 17:41	04/24/25 10:55
Boron	EPA 6020B	**0.0554**		mg/L	0.0154	0.0200	1	04/24/25 17:03	04/24/25 10:54
Boron, dissolved	EPA 6020B	**0.0542**		mg/L	0.0154	0.0200	1	04/24/25 17:41	04/24/25 10:55
Cadmium	EPA 6020B	ND	U	mg/L	0.000140	0.00199	1	04/24/25 17:03	04/24/25 10:54
Cadmium, dissolved	EPA 6020B	ND	U	mg/L	0.000140	0.00199	1	04/24/25 17:41	04/24/25 10:55
Calcium	EPA 6020B	**40.0**		mg/L	0.221	0.500	1	04/24/25 17:03	04/24/25 10:54
Calcium, dissolved	EPA 6020B	**39.7**		mg/L	0.221	0.500	1	04/24/25 17:41	04/24/25 10:55
Chromium	EPA 6020B	**0.00198**	J	mg/L	0.000610	0.00499	1	04/24/25 17:03	04/24/25 10:54
Chromium, dissolved	EPA 6020B	ND	U	mg/L	0.000610	0.00499	1	04/24/25 17:41	04/24/25 10:55
Cobalt	EPA 6020B	ND	U	mg/L	0.000270	0.00499	1	04/24/25 17:03	04/24/25 10:54
Cobalt, dissolved	EPA 6020B	ND	U	mg/L	0.000270	0.00499	1	04/24/25 17:41	04/24/25 10:55
Lead	EPA 6020B	**0.000717**	J	mg/L	0.000220	0.00499	1	04/24/25 17:03	04/24/25 10:54
Lead, dissolved	EPA 6020B	ND	U	mg/L	0.000220	0.00499	1	04/24/25 17:41	04/24/25 10:55
Lithium	EPA 6020B	**0.00212**	J	mg/L	0.00170	0.01000	1	04/24/25 17:03	04/24/25 10:54
Lithium, dissolved	EPA 6020B	**0.00185**	J	mg/L	0.00170	0.01000	1	04/24/25 17:41	04/24/25 10:55
Molybdenum	EPA 6020B	**0.000771**	J	mg/L	0.000330	0.00499	1	04/24/25 17:03	04/24/25 10:54
Molybdenum, dissolved	EPA 6020B	**0.000772**	J	mg/L	0.000330	0.00499	1	04/24/25 17:41	04/24/25 10:55
Selenium	EPA 6020B	ND	U	mg/L	0.000480	0.00499	1	04/24/25 17:03	04/24/25 10:54

Analytical Report

Client:	Civil & Environmental Consultants, Inc.	**Work Order:**	HN2505121
Project:	341-963 Sammis	**Date Collected:**	04/17/25 12:52
Matrix:	WATER	**Date Received:**	04/19/25 08:00

CLIENT ID: SMMS-MW-2-041725 **Lab ID: HN2505121-005**

Analyte	Method	Results	Qual	Units	MDL	MRL	Dilution Factor	Date Analyzed	Date Extracted
Selenium, dissolved	EPA 6020B	ND	U	mg/L	0.000480	0.00499	1	04/24/25 17:41	04/24/25 10:55
Thallium	EPA 6020B	ND	U	mg/L	0.000150	0.00499	1	04/24/25 17:03	04/24/25 10:54
Thallium, dissolved	EPA 6020B	ND	U	mg/L	0.000150	0.00499	1	04/24/25 17:41	04/24/25 10:55
Mercury	EPA 7470A	ND	U	mg/L	0.000160	0.000200	1	04/21/25 15:15	04/21/25 11:25
Mercury, dissolved	EPA 7470A	ND	U	mg/L	0.000160	0.000200	1	04/21/25 15:55	04/21/25 11:25

Analytical Report

Client:	Civil & Environmental Consultants, Inc.	**Work Order:**	HN2505121
Project:	341-963 Sammis	**Date Collected:**	04/17/25 13:08
Matrix:	WATER	**Date Received:**	04/19/25 08:00

CLIENT ID: SMMS-MW-5-041725 **Lab ID: HN2505121-006**

Analyte	Method	Results	Qual	Units	MDL	MRL	Dilution Factor	Date Analyzed	Date Extracted
General Chemistry Parameters									
Chloride	EPA 9056A	**41.4**		mg/L	3.10	10.0	10	04/25/25 18:31	04/25/25 15:33
Fluoride	EPA 9056A	ND	U	mg/L	0.670	1.00	10	04/25/25 18:31	04/25/25 15:33
Sulfate	EPA 9056A	**129**		mg/L	1.90	10.0	10	04/25/25 18:31	04/25/25 15:33
Alkalinity as CaCO3	SM 2320 B-2011	**74.5**		mg/L	1.43	2.00	1	04/22/25 16:12	04/22/25 16:11
Residue-filterable (TDS)	SM 2540 C-2015	**320**		mg/L	36.9	50.0	1	04/25/25 16:04	04/23/25 14:08
Metals									
Antimony	EPA 6020B	ND	U	mg/L	0.000420	0.00499	1	04/24/25 17:05	04/24/25 10:54
Antimony, dissolved	EPA 6020B	ND	U	mg/L	0.000420	0.00499	1	04/24/25 17:42	04/24/25 10:55
Arsenic	EPA 6020B	**0.000414**	J	mg/L	0.000190	0.00499	1	04/24/25 17:05	04/24/25 10:54
Arsenic, dissolved	EPA 6020B	ND	U	mg/L	0.000190	0.00499	1	04/24/25 17:42	04/24/25 10:55
Barium	EPA 6020B	**0.0213**		mg/L	0.000570	0.00499	1	04/24/25 17:05	04/24/25 10:54
Barium, dissolved	EPA 6020B	**0.0205**		mg/L	0.000570	0.00499	1	04/24/25 17:42	04/24/25 10:55
Beryllium	EPA 6020B	ND	U	mg/L	0.000130	0.00199	1	04/24/25 17:05	04/24/25 10:54
Beryllium, dissolved	EPA 6020B	ND	U	mg/L	0.000130	0.00199	1	04/24/25 17:42	04/24/25 10:55
Boron	EPA 6020B	**0.0822**		mg/L	0.0154	0.0200	1	04/24/25 17:05	04/24/25 10:54
Boron, dissolved	EPA 6020B	**0.0806**		mg/L	0.0154	0.0200	1	04/24/25 17:42	04/24/25 10:55
Cadmium	EPA 6020B	ND	U	mg/L	0.000140	0.00199	1	04/24/25 17:05	04/24/25 10:54
Cadmium, dissolved	EPA 6020B	ND	U	mg/L	0.000140	0.00199	1	04/24/25 17:42	04/24/25 10:55
Calcium	EPA 6020B	**49.4**		mg/L	0.221	0.500	1	04/24/25 17:05	04/24/25 10:54
Calcium, dissolved	EPA 6020B	**49.3**		mg/L	0.221	0.500	1	04/24/25 17:42	04/24/25 10:55
Chromium	EPA 6020B	ND	U	mg/L	0.000610	0.00499	1	04/24/25 17:05	04/24/25 10:54
Chromium, dissolved	EPA 6020B	ND	U	mg/L	0.000610	0.00499	1	04/24/25 17:42	04/24/25 10:55
Cobalt	EPA 6020B	**0.00200**	J	mg/L	0.000270	0.00499	1	04/24/25 17:05	04/24/25 10:54
Cobalt, dissolved	EPA 6020B	**0.00194**	J	mg/L	0.000270	0.00499	1	04/24/25 17:42	04/24/25 10:55
Lead	EPA 6020B	ND	U	mg/L	0.000220	0.00499	1	04/24/25 17:05	04/24/25 10:54
Lead, dissolved	EPA 6020B	ND	U	mg/L	0.000220	0.00499	1	04/24/25 17:42	04/24/25 10:55
Lithium	EPA 6020B	ND	U	mg/L	0.00170	0.01000	1	04/24/25 17:05	04/24/25 10:54
Lithium, dissolved	EPA 6020B	ND	U	mg/L	0.00170	0.01000	1	04/24/25 17:42	04/24/25 10:55
Molybdenum	EPA 6020B	ND	U	mg/L	0.000330	0.00499	1	04/24/25 17:05	04/24/25 10:54
Molybdenum, dissolved	EPA 6020B	ND	U	mg/L	0.000330	0.00499	1	04/24/25 17:42	04/24/25 10:55
Selenium	EPA 6020B	ND	U	mg/L	0.000480	0.00499	1	04/24/25 17:05	04/24/25 10:54

Analytical Report

Client:	Civil & Environmental Consultants, Inc.	**Work Order:**	HN2505121
Project:	341-963 Sammis	**Date Collected:**	04/17/25 13:08
Matrix:	WATER	**Date Received:**	04/19/25 08:00

CLIENT ID: SMMS-MW-5-041725 **Lab ID: HN2505121-006**

Analyte	Method	Results	Qual	Units	MDL	MRL	Dilution Factor	Date Analyzed	Date Extracted
Selenium, dissolved	EPA 6020B	ND	U	mg/L	0.000480	0.00499	1	04/24/25 17:42	04/24/25 10:55
Thallium	EPA 6020B	ND	U	mg/L	0.000150	0.00499	1	04/24/25 17:05	04/24/25 10:54
Thallium, dissolved	EPA 6020B	ND	U	mg/L	0.000150	0.00499	1	04/24/25 17:42	04/24/25 10:55
Mercury	EPA 7470A	ND	U	mg/L	0.000160	0.000200	1	04/21/25 15:17	04/21/25 11:25
Mercury, dissolved	EPA 7470A	ND	U	mg/L	0.000160	0.000200	1	04/21/25 15:57	04/21/25 11:25

Analytical Report

Client:	Civil & Environmental Consultants, Inc.	**Work Order:**	HN2505121
Project:	341-963 Sammis	**Date Collected:**	04/17/25 14:08
Matrix:	WATER	**Date Received:**	04/19/25 08:00

CLIENT ID: SMMS-P-1-041725 **Lab ID: HN2505121-007**

Analyte	Method	Results	Qual	Units	MDL	MRL	Dilution Factor	Date Analyzed	Date Extracted
General Chemistry Parameters									
Chloride	EPA 9056A	**55.3**		mg/L	3.10	10.0	10	04/25/25 18:41	04/25/25 15:33
Fluoride	EPA 9056A	ND	U	mg/L	0.670	1.00	10	04/25/25 18:41	04/25/25 15:33
Sulfate	EPA 9056A	**239**		mg/L	7.60	40.0	40	04/29/25 00:58	04/28/25 19:15
Alkalinity as CaCO3	SM 2320 B-2011	**35.7**		mg/L	1.43	2.00	1	04/22/25 16:12	04/22/25 16:11
Residue-filterable (TDS)	SM 2540 C-2015	**493**		mg/L	36.9	50.0	1	04/25/25 16:04	04/23/25 14:08
Metals									
Antimony	EPA 6020B	ND	U	mg/L	0.000420	0.00499	1	04/24/25 17:07	04/24/25 10:54
Antimony, dissolved	EPA 6020B	ND	U	mg/L	0.000420	0.00499	1	04/24/25 17:44	04/24/25 10:55
Arsenic	EPA 6020B	**0.000642**	J	mg/L	0.000190	0.00499	1	04/24/25 17:07	04/24/25 10:54
Arsenic, dissolved	EPA 6020B	**0.000622**	J	mg/L	0.000190	0.00499	1	04/24/25 17:44	04/24/25 10:55
Barium	EPA 6020B	**0.0134**		mg/L	0.000570	0.00499	1	04/24/25 17:07	04/24/25 10:54
Barium, dissolved	EPA 6020B	**0.0134**		mg/L	0.000570	0.00499	1	04/24/25 17:44	04/24/25 10:55
Beryllium	EPA 6020B	**0.000138**	J	mg/L	0.000130	0.00199	1	04/24/25 17:07	04/24/25 10:54
Beryllium, dissolved	EPA 6020B	**0.000143**	J	mg/L	0.000130	0.00199	1	04/24/25 17:44	04/24/25 10:55
Boron	EPA 6020B	**0.124**		mg/L	0.0154	0.0200	1	04/24/25 17:07	04/24/25 10:54
Boron, dissolved	EPA 6020B	**0.123**		mg/L	0.0154	0.0200	1	04/24/25 17:44	04/24/25 10:55
Cadmium	EPA 6020B	**0.000396**	J	mg/L	0.000140	0.00199	1	04/24/25 17:07	04/24/25 10:54
Cadmium, dissolved	EPA 6020B	**0.000395**	J	mg/L	0.000140	0.00199	1	04/24/25 17:44	04/24/25 10:55
Calcium	EPA 6020B	**61.3**		mg/L	0.221	0.500	1	04/24/25 17:07	04/24/25 10:54
Calcium, dissolved	EPA 6020B	**61.1**		mg/L	0.221	0.500	1	04/24/25 17:44	04/24/25 10:55
Chromium	EPA 6020B	**0.00108**	J	mg/L	0.000610	0.00499	1	04/24/25 17:07	04/24/25 10:54
Chromium, dissolved	EPA 6020B	ND	U	mg/L	0.000610	0.00499	1	04/24/25 17:44	04/24/25 10:55
Cobalt	EPA 6020B	**0.0155**		mg/L	0.000270	0.00499	1	04/24/25 17:07	04/24/25 10:54
Cobalt, dissolved	EPA 6020B	**0.0153**		mg/L	0.000270	0.00499	1	04/24/25 17:44	04/24/25 10:55
Lead	EPA 6020B	**0.000417**	J	mg/L	0.000220	0.00499	1	04/24/25 17:07	04/24/25 10:54
Lead, dissolved	EPA 6020B	**0.000461**	J	mg/L	0.000220	0.00499	1	04/24/25 17:44	04/24/25 10:55
Lithium	EPA 6020B	**0.00361**	J	mg/L	0.00170	0.01000	1	04/24/25 17:07	04/24/25 10:54
Lithium, dissolved	EPA 6020B	**0.00364**	J	mg/L	0.00170	0.01000	1	04/24/25 17:44	04/24/25 10:55
Molybdenum	EPA 6020B	ND	U	mg/L	0.000330	0.00499	1	04/24/25 17:07	04/24/25 10:54
Molybdenum, dissolved	EPA 6020B	ND	U	mg/L	0.000330	0.00499	1	04/24/25 17:44	04/24/25 10:55
Selenium	EPA 6020B	**0.000513**	J	mg/L	0.000480	0.00499	1	04/24/25 17:07	04/24/25 10:54

Analytical Report

Client:	Civil & Environmental Consultants, Inc.	**Work Order:**	HN2505121
Project:	341-963 Sammis	**Date Collected:**	04/17/25 14:08
Matrix:	WATER	**Date Received:**	04/19/25 08:00

CLIENT ID: SMMS-P-1-041725 **Lab ID: HN2505121-007**

Analyte	Method	Results	Qual	Units	MDL	MRL	Dilution Factor	Date Analyzed	Date Extracted
Selenium, dissolved	EPA 6020B	**0.000707**	J	mg/L	0.000480	0.00499	1	04/24/25 17:44	04/24/25 10:55
Thallium	EPA 6020B	**0.000153**	J	mg/L	0.000150	0.00499	1	04/24/25 17:07	04/24/25 10:54
Thallium, dissolved	EPA 6020B	ND	U	mg/L	0.000150	0.00499	1	04/24/25 17:44	04/24/25 10:55
Mercury	EPA 7470A	ND	U	mg/L	0.000160	0.000200	1	04/21/25 15:19	04/21/25 11:25
Mercury, dissolved	EPA 7470A	ND	U	mg/L	0.000160	0.000200	1	04/21/25 16:05	04/21/25 11:25

Analytical Report

Client:	Civil & Environmental Consultants, Inc.	**Work Order:**	HN2505121
Project:	341-963 Sammis	**Date Collected:**	04/17/25 14:20
Matrix:	WATER	**Date Received:**	04/19/25 08:00

CLIENT ID: SMMS-MW-6-041725 **Lab ID: HN2505121-008**

Analyte	Method	Results	Qual	Units	MDL	MRL	Dilution Factor	Date Analyzed	Date Extracted
General Chemistry Parameters									
Chloride	EPA 9056A	**47.9**		mg/L	3.10	10.0	10	04/25/25 18:50	04/25/25 15:33
Fluoride	EPA 9056A	ND	U	mg/L	0.670	1.00	10	04/25/25 18:50	04/25/25 15:33
Sulfate	EPA 9056A	**190**		mg/L	1.90	10.0	10	04/25/25 18:50	04/25/25 15:33
Alkalinity as CaCO3	SM 2320 B-2011	**44.4**		mg/L	1.43	2.00	1	04/22/25 16:12	04/22/25 16:11
Residue-filterable (TDS)	SM 2540 C-2015	**380**		mg/L	36.9	50.0	1	04/25/25 16:04	04/23/25 14:08
Metals									
Antimony	EPA 6020B	ND	U	mg/L	0.000420	0.00499	1	04/24/25 17:08	04/24/25 10:54
Antimony, dissolved	EPA 6020B	ND	U	mg/L	0.000420	0.00499	1	04/24/25 17:46	04/24/25 10:55
Arsenic	EPA 6020B	**0.000201**	J	mg/L	0.000190	0.00499	1	04/24/25 17:08	04/24/25 10:54
Arsenic, dissolved	EPA 6020B	ND	U	mg/L	0.000190	0.00499	1	04/24/25 17:46	04/24/25 10:55
Barium	EPA 6020B	**0.0134**		mg/L	0.000570	0.00499	1	04/24/25 17:08	04/24/25 10:54
Barium, dissolved	EPA 6020B	**0.0136**		mg/L	0.000570	0.00499	1	04/24/25 17:46	04/24/25 10:55
Beryllium	EPA 6020B	ND	U	mg/L	0.000130	0.00199	1	04/24/25 17:08	04/24/25 10:54
Beryllium, dissolved	EPA 6020B	ND	U	mg/L	0.000130	0.00199	1	04/24/25 17:46	04/24/25 10:55
Boron	EPA 6020B	**0.105**		mg/L	0.0154	0.0200	1	04/24/25 17:08	04/24/25 10:54
Boron, dissolved	EPA 6020B	**0.104**		mg/L	0.0154	0.0200	1	04/24/25 17:46	04/24/25 10:55
Cadmium	EPA 6020B	**0.000170**	J	mg/L	0.000140	0.00199	1	04/24/25 17:08	04/24/25 10:54
Cadmium, dissolved	EPA 6020B	**0.000173**	J	mg/L	0.000140	0.00199	1	04/24/25 17:46	04/24/25 10:55
Calcium	EPA 6020B	**54.1**		mg/L	0.221	0.500	1	04/24/25 17:08	04/24/25 10:54
Calcium, dissolved	EPA 6020B	**54.6**		mg/L	0.221	0.500	1	04/24/25 17:46	04/24/25 10:55
Chromium	EPA 6020B	**0.000931**	J	mg/L	0.000610	0.00499	1	04/24/25 17:08	04/24/25 10:54
Chromium, dissolved	EPA 6020B	ND	U	mg/L	0.000610	0.00499	1	04/24/25 17:46	04/24/25 10:55
Cobalt	EPA 6020B	**0.00772**		mg/L	0.000270	0.00499	1	04/24/25 17:08	04/24/25 10:54
Cobalt, dissolved	EPA 6020B	**0.00749**		mg/L	0.000270	0.00499	1	04/24/25 17:46	04/24/25 10:55
Lead	EPA 6020B	ND	U	mg/L	0.000220	0.00499	1	04/24/25 17:08	04/24/25 10:54
Lead, dissolved	EPA 6020B	ND	U	mg/L	0.000220	0.00499	1	04/24/25 17:46	04/24/25 10:55
Lithium	EPA 6020B	ND	U	mg/L	0.00170	0.01000	1	04/24/25 17:08	04/24/25 10:54
Lithium, dissolved	EPA 6020B	ND	U	mg/L	0.00170	0.01000	1	04/24/25 17:46	04/24/25 10:55
Molybdenum	EPA 6020B	ND	U	mg/L	0.000330	0.00499	1	04/24/25 17:08	04/24/25 10:54
Molybdenum, dissolved	EPA 6020B	ND	U	mg/L	0.000330	0.00499	1	04/24/25 17:46	04/24/25 10:55
Selenium	EPA 6020B	ND	U	mg/L	0.000480	0.00499	1	04/24/25 17:08	04/24/25 10:54

Analytical Report

Client:	Civil & Environmental Consultants, Inc.	**Work Order:**	HN2505121
Project:	341-963 Sammis	**Date Collected:**	04/17/25 14:20
Matrix:	WATER	**Date Received:**	04/19/25 08:00

CLIENT ID: SMMS-MW-6-041725 **Lab ID: HN2505121-008**

Analyte	Method	Results	Qual	Units	MDL	MRL	Dilution Factor	Date Analyzed	Date Extracted
Selenium, dissolved	EPA 6020B	ND	U	mg/L	0.000480	0.00499	1	04/24/25 17:46	04/24/25 10:55
Thallium	EPA 6020B	ND	U	mg/L	0.000150	0.00499	1	04/24/25 17:08	04/24/25 10:54
Thallium, dissolved	EPA 6020B	ND	U	mg/L	0.000150	0.00499	1	04/24/25 17:46	04/24/25 10:55
Mercury	EPA 7470A	ND	U	mg/L	0.000160	0.000200	1	04/21/25 15:21	04/21/25 11:25
Mercury, dissolved	EPA 7470A	ND	U	mg/L	0.000160	0.000200	1	04/21/25 16:07	04/21/25 11:25

Analytical Report

Client:	Civil & Environmental Consultants, Inc.	**Work Order:**	HN2505121
Project:	341-963 Sammis	**Date Collected:**	04/17/25 15:23
Matrix:	WATER	**Date Received:**	04/19/25 08:00

CLIENT ID: SMMS-MW-11D-041725 **Lab ID: HN2505121-009**

Analyte	Method	Results	Qual	Units	MDL	MRL	Dilution Factor	Date Analyzed	Date Extracted
General Chemistry Parameters									
Chloride	EPA 9056A	**59.4**		mg/L	3.10	10.0	10	04/25/25 19:00	04/25/25 15:33
Fluoride	EPA 9056A	ND	U	mg/L	0.670	1.00	10	04/25/25 19:00	04/25/25 15:33
Sulfate	EPA 9056A	**279**		mg/L	7.60	40.0	40	04/29/25 01:27	04/28/25 19:15
Alkalinity as CaCO3	SM 2320 B-2011	**28.6**		mg/L	1.43	2.00	1	04/22/25 16:12	04/22/25 16:11
Residue-filterable (TDS)	SM 2540 C-2015	**563**		mg/L	36.9	50.0	1	04/25/25 16:04	04/23/25 14:08
Metals									
Antimony	EPA 6020B	ND	U	mg/L	0.000420	0.00499	1	04/24/25 17:10	04/24/25 10:54
Antimony, dissolved	EPA 6020B	ND	U	mg/L	0.000420	0.00499	1	04/24/25 17:48	04/24/25 10:55
Arsenic	EPA 6020B	**0.000991**	J	mg/L	0.000190	0.00499	1	04/24/25 17:10	04/24/25 10:54
Arsenic, dissolved	EPA 6020B	**0.000220**	J	mg/L	0.000190	0.00499	1	04/24/25 17:48	04/24/25 10:55
Barium	EPA 6020B	**0.0142**		mg/L	0.000570	0.00499	1	04/24/25 17:10	04/24/25 10:54
Barium, dissolved	EPA 6020B	**0.0143**		mg/L	0.000570	0.00499	1	04/24/25 17:48	04/24/25 10:55
Beryllium	EPA 6020B	**0.000334**	J	mg/L	0.000130	0.00199	1	04/24/25 17:10	04/24/25 10:54
Beryllium, dissolved	EPA 6020B	**0.000318**	J	mg/L	0.000130	0.00199	1	04/24/25 17:48	04/24/25 10:55
Boron	EPA 6020B	**0.147**		mg/L	0.0154	0.0200	1	04/24/25 17:10	04/24/25 10:54
Boron, dissolved	EPA 6020B	**0.142**		mg/L	0.0154	0.0200	1	04/24/25 17:48	04/24/25 10:55
Cadmium	EPA 6020B	**0.00108**	J	mg/L	0.000140	0.00199	1	04/24/25 17:10	04/24/25 10:54
Cadmium, dissolved	EPA 6020B	**0.00106**	J	mg/L	0.000140	0.00199	1	04/24/25 17:48	04/24/25 10:55
Calcium	EPA 6020B	**69.8**		mg/L	0.221	0.500	1	04/24/25 17:10	04/24/25 10:54
Calcium, dissolved	EPA 6020B	**69.7**		mg/L	0.221	0.500	1	04/24/25 17:48	04/24/25 10:55
Chromium	EPA 6020B	**0.000742**	J	mg/L	0.000610	0.00499	1	04/24/25 17:10	04/24/25 10:54
Chromium, dissolved	EPA 6020B	ND	U	mg/L	0.000610	0.00499	1	04/24/25 17:48	04/24/25 10:55
Cobalt	EPA 6020B	**0.0353**		mg/L	0.000270	0.00499	1	04/24/25 17:10	04/24/25 10:54
Cobalt, dissolved	EPA 6020B	**0.0346**		mg/L	0.000270	0.00499	1	04/24/25 17:48	04/24/25 10:55
Lead	EPA 6020B	**0.000563**	J	mg/L	0.000220	0.00499	1	04/24/25 17:10	04/24/25 10:54
Lead, dissolved	EPA 6020B	**0.000437**	J	mg/L	0.000220	0.00499	1	04/24/25 17:48	04/24/25 10:55
Lithium	EPA 6020B	**0.0112**		mg/L	0.00170	0.01000	1	04/24/25 17:10	04/24/25 10:54
Lithium, dissolved	EPA 6020B	**0.0113**		mg/L	0.00170	0.01000	1	04/24/25 17:48	04/24/25 10:55
Molybdenum	EPA 6020B	ND	U	mg/L	0.000330	0.00499	1	04/24/25 17:10	04/24/25 10:54
Molybdenum, dissolved	EPA 6020B	ND	U	mg/L	0.000330	0.00499	1	04/24/25 17:48	04/24/25 10:55
Selenium	EPA 6020B	**0.000592**	J	mg/L	0.000480	0.00499	1	04/24/25 17:10	04/24/25 10:54

Analytical Report

Client:	Civil & Environmental Consultants, Inc.	**Work Order:**	HN2505121
Project:	341-963 Sammis	**Date Collected:**	04/17/25 15:23
Matrix:	WATER	**Date Received:**	04/19/25 08:00

CLIENT ID: SMMS-MW-11D-041725 **Lab ID: HN2505121-009**

Analyte	Method	Results	Qual	Units	MDL	MRL	Dilution Factor	Date Analyzed	Date Extracted
Selenium, dissolved	EPA 6020B	ND	U	mg/L	0.000480	0.00499	1	04/24/25 17:48	04/24/25 10:55
Thallium	EPA 6020B	ND	U	mg/L	0.000150	0.00499	1	04/24/25 17:10	04/24/25 10:54
Thallium, dissolved	EPA 6020B	ND	U	mg/L	0.000150	0.00499	1	04/24/25 17:48	04/24/25 10:55
Mercury	EPA 7470A	ND	U	mg/L	0.000160	0.000200	1	04/21/25 15:22	04/21/25 11:25
Mercury, dissolved	EPA 7470A	ND	U	mg/L	0.000160	0.000200	1	04/21/25 16:09	04/21/25 11:25

Analytical Report

Client:	Civil & Environmental Consultants, Inc.	**Work Order:**	HN2505121
Project:	341-963 Sammis	**Date Collected:**	04/17/25 11:20
Matrix:	WATER	**Date Received:**	04/19/25 08:00

CLIENT ID: SMMS-EB-01-041725 **Lab ID: HN2505121-010**

Analyte	Method	Results	Qual	Units	MDL	MRL	Dilution Factor	Date Analyzed	Date Extracted
General Chemistry Parameters									
Chloride	EPA 9056A	ND	U	mg/L	0.310	1.00	1	04/29/25 01:37	04/28/25 19:15
Fluoride	EPA 9056A	**0.115**		mg/L	0.0670	0.100	1	04/29/25 01:37	04/28/25 19:15
Sulfate	EPA 9056A	ND	U	mg/L	0.190	1.00	1	04/29/25 01:37	04/28/25 19:15
Alkalinity as CaCO3	SM 2320 B-2011	**31.1**		mg/L	1.43	2.00	1	04/22/25 16:12	04/22/25 16:11
Residue-filterable (TDS)	SM 2540 C-2015	ND	U	mg/L	22.1	30.0	1	04/23/25 16:38	04/21/25 18:50
Metals									
Antimony	EPA 6020B	ND	U	mg/L	0.000420	0.00499	1	04/24/25 17:12	04/24/25 10:54
Antimony, dissolved	EPA 6020B	ND	U	mg/L	0.000420	0.00499	1	04/24/25 17:49	04/24/25 10:55
Arsenic	EPA 6020B	ND	U	mg/L	0.000190	0.00499	1	04/24/25 17:12	04/24/25 10:54
Arsenic, dissolved	EPA 6020B	ND	U	mg/L	0.000190	0.00499	1	04/24/25 17:49	04/24/25 10:55
Barium	EPA 6020B	ND	U	mg/L	0.000570	0.00499	1	04/24/25 17:12	04/24/25 10:54
Barium, dissolved	EPA 6020B	ND	U	mg/L	0.000570	0.00499	1	04/24/25 17:49	04/24/25 10:55
Beryllium	EPA 6020B	ND	U	mg/L	0.000130	0.00199	1	04/24/25 17:12	04/24/25 10:54
Beryllium, dissolved	EPA 6020B	ND	U	mg/L	0.000130	0.00199	1	04/24/25 17:49	04/24/25 10:55
Boron	EPA 6020B	ND	U	mg/L	0.0154	0.0200	1	04/24/25 17:12	04/24/25 10:54
Boron, dissolved	EPA 6020B	ND	U	mg/L	0.0154	0.0200	1	04/24/25 17:49	04/24/25 10:55
Cadmium	EPA 6020B	ND	U	mg/L	0.000140	0.00199	1	04/24/25 17:12	04/24/25 10:54
Cadmium, dissolved	EPA 6020B	ND	U	mg/L	0.000140	0.00199	1	04/24/25 17:49	04/24/25 10:55
Calcium	EPA 6020B	ND	U	mg/L	0.221	0.500	1	04/24/25 17:12	04/24/25 10:54
Calcium, dissolved	EPA 6020B	ND	U	mg/L	0.221	0.500	1	04/24/25 17:49	04/24/25 10:55
Chromium	EPA 6020B	**0.000727**	J	mg/L	0.000610	0.00499	1	04/24/25 17:12	04/24/25 10:54
Chromium, dissolved	EPA 6020B	**0.00194**	J	mg/L	0.000610	0.00499	1	04/24/25 17:49	04/24/25 10:55
Cobalt	EPA 6020B	ND	U	mg/L	0.000270	0.00499	1	04/24/25 17:12	04/24/25 10:54
Cobalt, dissolved	EPA 6020B	ND	U	mg/L	0.000270	0.00499	1	04/24/25 17:49	04/24/25 10:55
Lead	EPA 6020B	**0.000231**	J	mg/L	0.000220	0.00499	1	04/24/25 17:12	04/24/25 10:54
Lead, dissolved	EPA 6020B	**0.000252**	J	mg/L	0.000220	0.00499	1	04/24/25 17:49	04/24/25 10:55
Lithium	EPA 6020B	ND	U	mg/L	0.00170	0.01000	1	04/24/25 17:12	04/24/25 10:54
Lithium, dissolved	EPA 6020B	ND	U	mg/L	0.00170	0.01000	1	04/24/25 17:49	04/24/25 10:55
Molybdenum	EPA 6020B	ND	U	mg/L	0.000330	0.00499	1	04/24/25 17:12	04/24/25 10:54
Molybdenum, dissolved	EPA 6020B	ND	U	mg/L	0.000330	0.00499	1	04/24/25 17:49	04/24/25 10:55
Selenium	EPA 6020B	ND	U	mg/L	0.000480	0.00499	1	04/24/25 17:12	04/24/25 10:54

Analytical Report

Client:	Civil & Environmental Consultants, Inc.	**Work Order:**	HN2505121
Project:	341-963 Sammis	**Date Collected:**	04/17/25 11:20
Matrix:	WATER	**Date Received:**	04/19/25 08:00

CLIENT ID: SMMS-EB-01-041725 **Lab ID: HN2505121-010**

Analyte	Method	Results	Qual	Units	MDL	MRL	Dilution Factor	Date Analyzed	Date Extracted
Selenium, dissolved	EPA 6020B	ND	U	mg/L	0.000480	0.00499	1	04/24/25 17:49	04/24/25 10:55
Thallium	EPA 6020B	ND	U	mg/L	0.000150	0.00499	1	04/24/25 17:12	04/24/25 10:54
Thallium, dissolved	EPA 6020B	ND	U	mg/L	0.000150	0.00499	1	04/24/25 17:49	04/24/25 10:55
Mercury	EPA 7470A	ND	U	mg/L	0.000160	0.000200	1	04/21/25 15:24	04/21/25 11:25
Mercury, dissolved	EPA 7470A	ND	U	mg/L	0.000160	0.000200	1	04/21/25 16:10	04/21/25 11:25

Analytical Report

Client:	Civil & Environmental Consultants, Inc.	**Work Order:**	HN2505121
Project:	341-963 Sammis	**Date Collected:**	04/18/25 09:15
Matrix:	WATER	**Date Received:**	04/19/25 08:00

CLIENT ID: SMMS-MW-14S-041725 **Lab ID: HN2505121-011**

Analyte	Method	Results	Qual	Units	MDL	MRL	Dilution Factor	Date Analyzed	Date Extracted
General Chemistry Parameters									
Chloride	EPA 9056A	**49.3**		mg/L	3.10	10.0	10	04/25/25 19:20	04/25/25 15:33
Fluoride	EPA 9056A	ND	U	mg/L	0.670	1.00	10	04/25/25 19:20	04/25/25 15:33
Sulfate	EPA 9056A	**108**		mg/L	1.90	10.0	10	04/25/25 19:20	04/25/25 15:33
Alkalinity as CaCO3	SM 2320 B-2011	**159**		mg/L	1.43	2.00	1	04/22/25 16:12	04/22/25 16:11
Residue-filterable (TDS)	SM 2540 C-2015	**390**		mg/L	36.9	50.0	1	04/25/25 16:04	04/23/25 14:08
Metals									
Antimony	EPA 6020B	ND	U	mg/L	0.000420	0.00499	1	04/24/25 17:13	04/24/25 10:54
Antimony, dissolved	EPA 6020B	ND	U	mg/L	0.000420	0.00499	1	04/24/25 17:51	04/24/25 10:55
Arsenic	EPA 6020B	**0.000460**	J	mg/L	0.000190	0.00499	1	04/24/25 17:13	04/24/25 10:54
Arsenic, dissolved	EPA 6020B	**0.000201**	J	mg/L	0.000190	0.00499	1	04/24/25 17:51	04/24/25 10:55
Barium	EPA 6020B	**0.0423**		mg/L	0.000570	0.00499	1	04/24/25 17:13	04/24/25 10:54
Barium, dissolved	EPA 6020B	**0.0418**		mg/L	0.000570	0.00499	1	04/24/25 17:51	04/24/25 10:55
Beryllium	EPA 6020B	ND	U	mg/L	0.000130	0.00199	1	04/24/25 17:13	04/24/25 10:54
Beryllium, dissolved	EPA 6020B	ND	U	mg/L	0.000130	0.00199	1	04/24/25 17:51	04/24/25 10:55
Boron	EPA 6020B	**0.0644**		mg/L	0.0154	0.0200	1	04/24/25 17:13	04/24/25 10:54
Boron, dissolved	EPA 6020B	**0.0614**		mg/L	0.0154	0.0200	1	04/24/25 17:51	04/24/25 10:55
Cadmium	EPA 6020B	ND	U	mg/L	0.000140	0.00199	1	04/24/25 17:13	04/24/25 10:54
Cadmium, dissolved	EPA 6020B	ND	U	mg/L	0.000140	0.00199	1	04/24/25 17:51	04/24/25 10:55
Calcium	EPA 6020B	**73.4**		mg/L	0.221	0.500	1	04/24/25 17:13	04/24/25 10:54
Calcium, dissolved	EPA 6020B	**71.5**		mg/L	0.221	0.500	1	04/24/25 17:51	04/24/25 10:55
Chromium	EPA 6020B	**0.000999**	J	mg/L	0.000610	0.00499	1	04/24/25 17:13	04/24/25 10:54
Chromium, dissolved	EPA 6020B	ND	U	mg/L	0.000610	0.00499	1	04/24/25 17:51	04/24/25 10:55
Cobalt	EPA 6020B	**0.000439**	J	mg/L	0.000270	0.00499	1	04/24/25 17:13	04/24/25 10:54
Cobalt, dissolved	EPA 6020B	**0.000392**	J	mg/L	0.000270	0.00499	1	04/24/25 17:51	04/24/25 10:55
Lead	EPA 6020B	ND	U	mg/L	0.000220	0.00499	1	04/24/25 17:13	04/24/25 10:54
Lead, dissolved	EPA 6020B	ND	U	mg/L	0.000220	0.00499	1	04/24/25 17:51	04/24/25 10:55
Lithium	EPA 6020B	**0.00389**	J	mg/L	0.00170	0.01000	1	04/24/25 17:13	04/24/25 10:54
Lithium, dissolved	EPA 6020B	**0.00370**	J	mg/L	0.00170	0.01000	1	04/24/25 17:51	04/24/25 10:55
Molybdenum	EPA 6020B	ND	U	mg/L	0.000330	0.00499	1	04/24/25 17:13	04/24/25 10:54
Molybdenum, dissolved	EPA 6020B	ND	U	mg/L	0.000330	0.00499	1	04/24/25 17:51	04/24/25 10:55
Selenium	EPA 6020B	ND	U	mg/L	0.000480	0.00499	1	04/24/25 17:13	04/24/25 10:54

Analytical Report

Client:	Civil & Environmental Consultants, Inc.	**Work Order:**	HN2505121
Project:	341-963 Sammis	**Date Collected:**	04/18/25 09:15
Matrix:	WATER	**Date Received:**	04/19/25 08:00

CLIENT ID: SMMS-MW-14S-041725 **Lab ID: HN2505121-011**

Analyte	Method	Results	Qual	Units	MDL	MRL	Dilution Factor	Date Analyzed	Date Extracted
Selenium, dissolved	EPA 6020B	ND	U	mg/L	0.000480	0.00499	1	04/24/25 17:51	04/24/25 10:55
Thallium	EPA 6020B	ND	U	mg/L	0.000150	0.00499	1	04/24/25 17:13	04/24/25 10:54
Thallium, dissolved	EPA 6020B	ND	U	mg/L	0.000150	0.00499	1	04/24/25 17:51	04/24/25 10:55
Mercury	EPA 7470A	ND	U	mg/L	0.000160	0.000200	1	04/21/25 15:26	04/21/25 11:25
Mercury, dissolved	EPA 7470A	ND	U	mg/L	0.000160	0.000200	1	04/21/25 16:12	04/21/25 11:25

Analytical Report

Client:	Civil & Environmental Consultants, Inc.	**Work Order:**	HN2505121
Project:	341-963 Sammis	**Date Collected:**	04/18/25 11:25
Matrix:	WATER	**Date Received:**	04/19/25 08:00

CLIENT ID: SMMS-MW-13S-041725 **Lab ID: HN2505121-012**

Analyte	Method	Results	Qual	Units	MDL	MRL	Dilution Factor	Date Analyzed	Date Extracted
General Chemistry Parameters									
Chloride	EPA 9056A	**66.2**		mg/L	3.10	10.0	10	04/25/25 19:29	04/25/25 15:33
Fluoride	EPA 9056A	ND	U	mg/L	0.670	1.00	10	04/25/25 19:29	04/25/25 15:33
Sulfate	EPA 9056A	**266**		mg/L	7.60	40.0	40	04/29/25 01:47	04/28/25 19:15
Alkalinity as CaCO3	SM 2320 B-2011	**184**		mg/L	1.43	2.00	1	04/22/25 16:12	04/22/25 16:11
Residue-filterable (TDS)	SM 2540 C-2015	**690**		mg/L	36.9	50.0	1	04/25/25 16:04	04/23/25 14:08
Metals									
Antimony	EPA 6020B	ND	U	mg/L	0.000420	0.00499	1	04/24/25 17:15	04/24/25 10:54
Antimony, dissolved	EPA 6020B	ND	U	mg/L	0.000420	0.00499	1	04/24/25 17:53	04/24/25 10:55
Arsenic	EPA 6020B	**0.0463**		mg/L	0.000190	0.00499	1	04/24/25 17:15	04/24/25 10:54
Arsenic, dissolved	EPA 6020B	**0.0425**		mg/L	0.000190	0.00499	1	04/24/25 17:53	04/24/25 10:55
Barium	EPA 6020B	**0.156**		mg/L	0.000570	0.00499	1	04/24/25 17:15	04/24/25 10:54
Barium, dissolved	EPA 6020B	**0.153**		mg/L	0.000570	0.00499	1	04/24/25 17:53	04/24/25 10:55
Beryllium	EPA 6020B	ND	U	mg/L	0.000130	0.00199	1	04/24/25 17:15	04/24/25 10:54
Beryllium, dissolved	EPA 6020B	ND	U	mg/L	0.000130	0.00199	1	04/24/25 17:53	04/24/25 10:55
Boron	EPA 6020B	**0.111**		mg/L	0.0154	0.0200	1	04/24/25 17:15	04/24/25 10:54
Boron, dissolved	EPA 6020B	**0.109**		mg/L	0.0154	0.0200	1	04/24/25 17:53	04/24/25 10:55
Cadmium	EPA 6020B	**0.000891**	J	mg/L	0.000140	0.00199	1	04/24/25 17:15	04/24/25 10:54
Cadmium, dissolved	EPA 6020B	ND	U	mg/L	0.000140	0.00199	1	04/24/25 17:53	04/24/25 10:55
Calcium	EPA 6020B	**124**		mg/L	0.221	0.500	1	04/24/25 17:15	04/24/25 10:54
Calcium, dissolved	EPA 6020B	**125**		mg/L	0.221	0.500	1	04/24/25 17:53	04/24/25 10:55
Chromium	EPA 6020B	**0.0155**		mg/L	0.000610	0.00499	1	04/24/25 17:15	04/24/25 10:54
Chromium, dissolved	EPA 6020B	**0.00112**	J	mg/L	0.000610	0.00499	1	04/24/25 17:53	04/24/25 10:55
Cobalt	EPA 6020B	**0.00384**	J	mg/L	0.000270	0.00499	1	04/24/25 17:15	04/24/25 10:54
Cobalt, dissolved	EPA 6020B	**0.00329**	J	mg/L	0.000270	0.00499	1	04/24/25 17:53	04/24/25 10:55
Lead	EPA 6020B	**0.000350**	J	mg/L	0.000220	0.00499	1	04/24/25 17:15	04/24/25 10:54
Lead, dissolved	EPA 6020B	ND	U	mg/L	0.000220	0.00499	1	04/24/25 17:53	04/24/25 10:55
Lithium	EPA 6020B	**0.00797**	J	mg/L	0.00170	0.01000	1	04/24/25 17:15	04/24/25 10:54
Lithium, dissolved	EPA 6020B	**0.00772**	J	mg/L	0.00170	0.01000	1	04/24/25 17:53	04/24/25 10:55
Molybdenum	EPA 6020B	**0.00317**	J	mg/L	0.000330	0.00499	1	04/24/25 17:15	04/24/25 10:54
Molybdenum, dissolved	EPA 6020B	**0.00319**	J	mg/L	0.000330	0.00499	1	04/24/25 17:53	04/24/25 10:55
Selenium	EPA 6020B	ND	U	mg/L	0.000480	0.00499	1	04/24/25 17:15	04/24/25 10:54

Analytical Report

Client:	Civil & Environmental Consultants, Inc.	**Work Order:**	HN2505121
Project:	341-963 Sammis	**Date Collected:**	04/18/25 11:25
Matrix:	WATER	**Date Received:**	04/19/25 08:00

CLIENT ID: SMMS-MW-13S-041725 **Lab ID: HN2505121-012**

Analyte	Method	Results	Qual	Units	MDL	MRL	Dilution Factor	Date Analyzed	Date Extracted
Selenium, dissolved	EPA 6020B	ND	U	mg/L	0.000480	0.00499	1	04/24/25 17:53	04/24/25 10:55
Thallium	EPA 6020B	ND	U	mg/L	0.000150	0.00499	1	04/24/25 17:15	04/24/25 10:54
Thallium, dissolved	EPA 6020B	ND	U	mg/L	0.000150	0.00499	1	04/24/25 17:53	04/24/25 10:55
Mercury	EPA 7470A	ND	U	mg/L	0.000160	0.000200	1	04/21/25 15:28	04/21/25 11:25
Mercury, dissolved	EPA 7470A	ND	U	mg/L	0.000160	0.000200	1	04/21/25 16:14	04/21/25 11:25

Analytical Report

Client:	Civil & Environmental Consultants, Inc.	**Work Order:**	HN2505121
Project:	341-963 Sammis	**Date Collected:**	04/18/25 11:45
Matrix:	WATER	**Date Received:**	04/19/25 08:00

CLIENT ID: SMMS-FB-02-041725 **Lab ID: HN2505121-013**

Analyte	Method	Results	Qual	Units	MDL	MRL	Dilution Factor	Date Analyzed	Date Extracted
General Chemistry Parameters									
Chloride	EPA 9056A	ND	U	mg/L	0.310	1.00	1	04/29/25 01:57	04/28/25 19:15
Fluoride	EPA 9056A	ND	U	mg/L	0.0670	0.100	1	04/29/25 01:57	04/28/25 19:15
Sulfate	EPA 9056A	ND	U	mg/L	0.190	1.00	1	04/29/25 01:57	04/28/25 19:15
Alkalinity as CaCO3	SM 2320 B-2011	**24.6**		mg/L	1.43	2.00	1	04/22/25 16:12	04/22/25 16:11
Residue-filterable (TDS)	SM 2540 C-2015	ND	U	mg/L	22.1	30.0	1	04/25/25 16:04	04/23/25 14:08
Metals									
Antimony	EPA 6020B	ND	U	mg/L	0.000420	0.00499	1	04/24/25 17:20	04/24/25 10:54
Antimony, dissolved	EPA 6020B	ND	U	mg/L	0.000420	0.00499	1	04/24/25 17:54	04/24/25 10:55
Arsenic	EPA 6020B	ND	U	mg/L	0.000190	0.00499	1	04/24/25 17:20	04/24/25 10:54
Arsenic, dissolved	EPA 6020B	ND	U	mg/L	0.000190	0.00499	1	04/24/25 17:54	04/24/25 10:55
Barium	EPA 6020B	ND	U	mg/L	0.000570	0.00499	1	04/24/25 17:20	04/24/25 10:54
Barium, dissolved	EPA 6020B	ND	U	mg/L	0.000570	0.00499	1	04/24/25 17:54	04/24/25 10:55
Beryllium	EPA 6020B	ND	U	mg/L	0.000130	0.00199	1	04/24/25 17:20	04/24/25 10:54
Beryllium, dissolved	EPA 6020B	ND	U	mg/L	0.000130	0.00199	1	04/24/25 17:54	04/24/25 10:55
Boron	EPA 6020B	ND	U	mg/L	0.0154	0.0200	1	04/24/25 17:20	04/24/25 10:54
Boron, dissolved	EPA 6020B	ND	U	mg/L	0.0154	0.0200	1	04/24/25 17:54	04/24/25 10:55
Cadmium	EPA 6020B	ND	U	mg/L	0.000140	0.00199	1	04/24/25 17:20	04/24/25 10:54
Cadmium, dissolved	EPA 6020B	ND	U	mg/L	0.000140	0.00199	1	04/24/25 17:54	04/24/25 10:55
Calcium	EPA 6020B	ND	U	mg/L	0.221	0.500	1	04/24/25 17:20	04/24/25 10:54
Calcium, dissolved	EPA 6020B	ND	U	mg/L	0.221	0.500	1	04/24/25 17:54	04/24/25 10:55
Chromium	EPA 6020B	ND	U	mg/L	0.000610	0.00499	1	04/24/25 17:20	04/24/25 10:54
Chromium, dissolved	EPA 6020B	ND	U	mg/L	0.000610	0.00499	1	04/24/25 17:54	04/24/25 10:55
Cobalt	EPA 6020B	ND	U	mg/L	0.000270	0.00499	1	04/24/25 17:20	04/24/25 10:54
Cobalt, dissolved	EPA 6020B	ND	U	mg/L	0.000270	0.00499	1	04/24/25 17:54	04/24/25 10:55
Lead	EPA 6020B	ND	U	mg/L	0.000220	0.00499	1	04/24/25 17:20	04/24/25 10:54
Lead, dissolved	EPA 6020B	ND	U	mg/L	0.000220	0.00499	1	04/24/25 17:54	04/24/25 10:55
Lithium	EPA 6020B	ND	U	mg/L	0.00170	0.01000	1	04/24/25 17:20	04/24/25 10:54
Lithium, dissolved	EPA 6020B	ND	U	mg/L	0.00170	0.01000	1	04/24/25 17:54	04/24/25 10:55
Molybdenum	EPA 6020B	ND	U	mg/L	0.000330	0.00499	1	04/24/25 17:20	04/24/25 10:54
Molybdenum, dissolved	EPA 6020B	ND	U	mg/L	0.000330	0.00499	1	04/24/25 17:54	04/24/25 10:55
Selenium	EPA 6020B	ND	U	mg/L	0.000480	0.00499	1	04/24/25 17:20	04/24/25 10:54

Analytical Report

Client:	Civil & Environmental Consultants, Inc.	**Work Order:**	HN2505121
Project:	341-963 Sammis	**Date Collected:**	04/18/25 11:45
Matrix:	WATER	**Date Received:**	04/19/25 08:00

CLIENT ID: SMMS-FB-02-041725 **Lab ID: HN2505121-013**

Analyte	Method	Results	Qual	Units	MDL	MRL	Dilution Factor	Date Analyzed	Date Extracted
Selenium, dissolved	EPA 6020B	ND	U	mg/L	0.000480	0.00499	1	04/24/25 17:54	04/24/25 10:55
Thallium	EPA 6020B	ND	U	mg/L	0.000150	0.00499	1	04/24/25 17:20	04/24/25 10:54
Thallium, dissolved	EPA 6020B	ND	U	mg/L	0.000150	0.00499	1	04/24/25 17:54	04/24/25 10:55
Mercury	EPA 7470A	ND	U	mg/L	0.000160	0.000200	1	04/21/25 15:29	04/21/25 11:25
Mercury, dissolved	EPA 7470A	ND	U	mg/L	0.000160	0.000200	1	04/21/25 16:16	04/21/25 11:25

Analytical Report

Client:	Civil & Environmental Consultants, Inc.	**Work Order:**	HN2505121
Project:	341-963 Sammis	**Date Collected:**	04/18/25 15:00
Matrix:	WATER	**Date Received:**	04/19/25 08:00

CLIENT ID: SMMS-M-99B-041725 **Lab ID: HN2505121-014**

Analyte	Method	Results	Qual	Units	MDL	MRL	Dilution Factor	Date Analyzed	Date Extracted
General Chemistry Parameters									
Chloride	EPA 9056A	**48.0**		mg/L	3.10	10.0	10	04/25/25 19:49	04/25/25 15:33
Fluoride	EPA 9056A	ND	U	mg/L	0.670	1.00	10	04/25/25 19:49	04/25/25 15:33
Sulfate	EPA 9056A	**107**		mg/L	1.90	10.0	10	04/25/25 19:49	04/25/25 15:33
Alkalinity as CaCO3	SM 2320 B-2011	**154**		mg/L	1.43	2.00	1	04/22/25 16:12	04/22/25 16:11
Residue-filterable (TDS)	SM 2540 C-2015	**363**		mg/L	36.9	50.0	1	04/25/25 16:04	04/23/25 14:08
Metals									
Antimony	EPA 6020B	ND	U	mg/L	0.000420	0.00499	1	04/24/25 17:22	04/24/25 10:54
Antimony, dissolved	EPA 6020B	ND	U	mg/L	0.000420	0.00499	1	04/24/25 17:56	04/24/25 10:55
Arsenic	EPA 6020B	**0.000464**	J	mg/L	0.000190	0.00499	1	04/24/25 17:22	04/24/25 10:54
Arsenic, dissolved	EPA 6020B	**0.000246**	J	mg/L	0.000190	0.00499	1	04/24/25 17:56	04/24/25 10:55
Barium	EPA 6020B	**0.0545**		mg/L	0.000570	0.00499	1	04/24/25 17:22	04/24/25 10:54
Barium, dissolved	EPA 6020B	**0.0410**		mg/L	0.000570	0.00499	1	04/24/25 17:56	04/24/25 10:55
Beryllium	EPA 6020B	ND	U	mg/L	0.000130	0.00199	1	04/24/25 17:22	04/24/25 10:54
Beryllium, dissolved	EPA 6020B	ND	U	mg/L	0.000130	0.00199	1	04/24/25 17:56	04/24/25 10:55
Boron	EPA 6020B	**0.0823**		mg/L	0.0154	0.0200	1	04/24/25 17:22	04/24/25 10:54
Boron, dissolved	EPA 6020B	**0.0618**		mg/L	0.0154	0.0200	1	04/24/25 17:56	04/24/25 10:55
Cadmium	EPA 6020B	ND	U	mg/L	0.000140	0.00199	1	04/24/25 17:22	04/24/25 10:54
Cadmium, dissolved	EPA 6020B	ND	U	mg/L	0.000140	0.00199	1	04/24/25 17:56	04/24/25 10:55
Calcium	EPA 6020B	**96.5**		mg/L	0.221	0.500	1	04/24/25 17:22	04/24/25 10:54
Calcium, dissolved	EPA 6020B	**70.8**		mg/L	0.221	0.500	1	04/24/25 17:56	04/24/25 10:55
Chromium	EPA 6020B	ND	U	mg/L	0.000610	0.00499	1	04/24/25 17:22	04/24/25 10:54
Chromium, dissolved	EPA 6020B	ND	U	mg/L	0.000610	0.00499	1	04/24/25 17:56	04/24/25 10:55
Cobalt	EPA 6020B	**0.000444**	J	mg/L	0.000270	0.00499	1	04/24/25 17:22	04/24/25 10:54
Cobalt, dissolved	EPA 6020B	**0.000385**	J	mg/L	0.000270	0.00499	1	04/24/25 17:56	04/24/25 10:55
Lead	EPA 6020B	ND	U	mg/L	0.000220	0.00499	1	04/24/25 17:22	04/24/25 10:54
Lead, dissolved	EPA 6020B	ND	U	mg/L	0.000220	0.00499	1	04/24/25 17:56	04/24/25 10:55
Lithium	EPA 6020B	**0.00514**	J	mg/L	0.00170	0.01000	1	04/24/25 17:22	04/24/25 10:54
Lithium, dissolved	EPA 6020B	**0.00371**	J	mg/L	0.00170	0.01000	1	04/24/25 17:56	04/24/25 10:55
Molybdenum	EPA 6020B	**0.000363**	J	mg/L	0.000330	0.00499	1	04/24/25 17:22	04/24/25 10:54
Molybdenum, dissolved	EPA 6020B	ND	U	mg/L	0.000330	0.00499	1	04/24/25 17:56	04/24/25 10:55
Selenium	EPA 6020B	ND	U	mg/L	0.000480	0.00499	1	04/24/25 17:22	04/24/25 10:54

Analytical Report

Client:	Civil & Environmental Consultants, Inc.	**Work Order:**	HN2505121
Project:	341-963 Sammis	**Date Collected:**	04/18/25 15:00
Matrix:	WATER	**Date Received:**	04/19/25 08:00

CLIENT ID: SMMS-M-99B-041725 **Lab ID: HN2505121-014**

Analyte	Method	Results	Qual	Units	MDL	MRL	Dilution Factor	Date Analyzed	Date Extracted
Selenium, dissolved	EPA 6020B	ND	U	mg/L	0.000480	0.00499	1	04/24/25 17:56	04/24/25 10:55
Thallium	EPA 6020B	ND	U	mg/L	0.000150	0.00499	1	04/24/25 17:22	04/24/25 10:54
Thallium, dissolved	EPA 6020B	ND	U	mg/L	0.000150	0.00499	1	04/24/25 17:56	04/24/25 10:55
Mercury	EPA 7470A	ND	U	mg/L	0.000160	0.000200	1	04/21/25 15:31	04/21/25 11:25
Mercury, dissolved	EPA 7470A	ND	U	mg/L	0.000160	0.000200	1	04/21/25 16:17	04/21/25 11:25

QA/QC Report

Client:	Civil & Environmental Consultants, Inc.	**Work Order:**	HN2505121
Project:	341-963 Sammis	**Date Collected:**	NA
Matrix:	WATER	**Date Received:**	NA
Batch:	1959231		

General Chemistry Parameters

MB | **CLIENT ID: Method Blank** | **Lab ID: QC-1959231-001**

Method: SM 2540 C-2015 **Dilution:** 1 **Analysis Date:** 04/23/25 16:38

Prep Date: 04/21/25 18:51

Analyte	Result	Units	MDL	MRL	Spike Amount	Spike Ref. Amount	% Rec	% Rec Limits	RPD	RPD Limit	Qual
Residue-filterable (TDS)	ND	mg/L	22.1	30.0	0		NC	0-0			U

LCS | **CLIENT ID: Laboratory Control Sample** | **Lab ID: QC-1959231-002**

Method: SM 2540 C-2015 **Dilution:** 1 **Analysis Date:** 04/23/25 16:38

Prep Date: 04/21/25 18:51

Analyte	Result	Units	MDL	MRL	Spike Amount	Spike Ref. Amount	% Rec	% Rec Limits	RPD	RPD Limit	Qual
Residue-filterable (TDS)	486	mg/L	22.1	30.0	495		98.2	85-109			

DUP | **CLIENT ID: Batch QC** | **Lab ID: QC-1959231-004**

Method: SM 2540 C-2015 **Dilution:** 1 **Analysis Date:** 04/23/25 16:38

Prep Date: 04/21/25 18:51

Analyte	Result	Units	MDL	MRL	Spike Amount	Spike Ref. Amount	% Rec	% Rec Limits	RPD	RPD Limit	Qual
Residue-filterable (TDS)	557	mg/L	36.9	50.0	0	573	NC	0-0	2.95	10	

DUP | **CLIENT ID: Batch QC** | **Lab ID: QC-1959231-015**

Method: SM 2540 C-2015 **Dilution:** 1 **Analysis Date:** 04/23/25 16:38

Prep Date: 04/21/25 18:51

Analyte	Result	Units	MDL	MRL	Spike Amount	Spike Ref. Amount	% Rec	% Rec Limits	RPD	RPD Limit	Qual
Residue-filterable (TDS)	750	mg/L	36.9	50.0	0	807	NC	0-0	7.28	10	

The following samples were analyzed in this batch: HN2505121-001, HN2505121-002, HN2505121-003, HN2505121-004, HN2505121-005, HN2505121-010

QA/QC Report

Client:	Civil & Environmental Consultants, Inc.	**Work Order:**	HN2505121
Project:	341-963 Sammis	**Date Collected:**	NA
Matrix:	WATER	**Date Received:**	NA
Batch:	1960563		

General Chemistry Parameters

MB | **CLIENT ID: Method Blank** | **Lab ID: QC-1960563-001**

Method: SM 2320 B-2011 **Dilution:** 1 **Analysis Date:** 04/22/25 16:13

Prep Date: 04/22/25 16:12

Analyte	Result	Units	MDL	MRL	Spike Amount	Spike Ref. Amount	% Rec	% Rec Limits	RPD	RPD Limit	Qual
Alkalinity as CaCO3	ND	mg/L	1.43	2.00	0		NC	0-0			U

LCS | **CLIENT ID: Laboratory Control Sample** | **Lab ID: QC-1960563-002**

Method: SM 2320 B-2011 **Dilution:** 1 **Analysis Date:** 04/22/25 16:13

Prep Date: 04/22/25 16:12

Analyte	Result	Units	MDL	MRL	Spike Amount	Spike Ref. Amount	% Rec	% Rec Limits	RPD	RPD Limit	Qual
Alkalinity as CaCO3	909	mg/L		2.00	1000		90.9	90-110			

DUP | **CLIENT ID: SMMS-MW-11S-041725** | **Lab ID: QC-1960563-004**

Method: SM 2320 B-2011 **Dilution:** 1 **Analysis Date:** 04/22/25 16:13

Prep Date: 04/22/25 16:12

Analyte	Result	Units	MDL	MRL	Spike Amount	Spike Ref. Amount	% Rec	% Rec Limits	RPD	RPD Limit	Qual
Alkalinity as CaCO3	212	mg/L	1.43	2.00	0	204	NC	0-0	3.82	10	

DUP | **CLIENT ID: SMMS-MW-14S-041725** | **Lab ID: QC-1960563-015**

Method: SM 2320 B-2011 **Dilution:** 1 **Analysis Date:** 04/22/25 16:13

Prep Date: 04/22/25 16:12

Analyte	Result	Units	MDL	MRL	Spike Amount	Spike Ref. Amount	% Rec	% Rec Limits	RPD	RPD Limit	Qual
Alkalinity as CaCO3	162	mg/L	1.43	2.00	0	159	NC	0-0	1.78	10	

The following samples were analyzed in this batch: HN2505121-001, HN2505121-002, HN2505121-003, HN2505121-004, HN2505121-005, HN2505121-006, HN2505121-007, HN2505121-008, HN2505121-009, HN2505121-010, HN2505121-011, HN2505121-012, HN2505121-013, HN2505121-014

QA/QC Report

Client:	Civil & Environmental Consultants, Inc.	**Work Order:**	HN2505121
Project:	341-963 Sammis	**Date Collected:**	NA
Matrix:	WATER	**Date Received:**	NA
Batch:	1962044		

General Chemistry Parameters

MB **CLIENT ID: Method Blank** **Lab ID: QC-1962044-001**

Method: SM 2540 C-2015 **Dilution:** 1 **Analysis Date:** 04/25/25 16:04
Prep Date: 04/23/25 14:09

Analyte	Result	Units	MDL	MRL	Spike Amount	Spike Ref. Amount	% Rec	% Rec Limits	RPD	RPD Limit	Qual
Residue-filterable (TDS)	ND	mg/L	22.1	30.0	0		NC	0-0			U

LCS **CLIENT ID: Laboratory Control Sample** **Lab ID: QC-1962044-002**

Method: SM 2540 C-2015 **Dilution:** 1 **Analysis Date:** 04/25/25 16:04
Prep Date: 04/23/25 14:09

Analyte	Result	Units	MDL	MRL	Spike Amount	Spike Ref. Amount	% Rec	% Rec Limits	RPD	RPD Limit	Qual
Residue-filterable (TDS)	454	mg/L	22.1	30.0	495		91.7	85-109			

DUP **CLIENT ID: Batch QC** **Lab ID: QC-1962044-004**

Method: SM 2540 C-2015 **Dilution:** 1 **Analysis Date:** 04/25/25 16:04
Prep Date: 04/23/25 14:09

Analyte	Result	Units	MDL	MRL	Spike Amount	Spike Ref. Amount	% Rec	% Rec Limits	RPD	RPD Limit	Qual
Residue-filterable (TDS)	767	mg/L	73.8	100	0	787	NC	0-0	2.58	10	

DUP **CLIENT ID: SMMS-MW-13S-041725** **Lab ID: QC-1962044-015**

Method: SM 2540 C-2015 **Dilution:** 1 **Analysis Date:** 04/25/25 16:04
Prep Date: 04/23/25 14:09

Analyte	Result	Units	MDL	MRL	Spike Amount	Spike Ref. Amount	% Rec	% Rec Limits	RPD	RPD Limit	Qual
Residue-filterable (TDS)	697	mg/L	36.9	50.0	0	690	NC	0-0	0.962	10	

The following samples were analyzed in this batch: HN2505121-006, HN2505121-007, HN2505121-008, HN2505121-009, HN2505121-011, HN2505121-012, HN2505121-013, HN2505121-014

QA/QC Report

Client:	Civil & Environmental Consultants, Inc.	**Work Order:**	HN2505121
Project:	341-963 Sammis	**Date Collected:**	NA
Matrix:	WATER	**Date Received:**	NA
Batch:	1966450		

General Chemistry Parameters

MB **CLIENT ID: Method Blank** **Lab ID: QC-1966450-001**

Method: EPA 9056A **Dilution:** 1 **Analysis Date:** 04/25/25 16:24

Prep Date: 04/25/25 15:34

Analyte	Result	Units	MDL	MRL	Spike Amount	Spike Ref. Amount	% Rec	% Rec Limits	RPD	RPD Limit	Qual
Chloride	ND	mg/L	0.310	1.00	0		NC	0-0			U
Fluoride	ND	mg/L	0.0670	0.100	0		NC	0-0			U
Sulfate	ND	mg/L	0.190	1.00	0		NC	0-0			U

LCS **CLIENT ID: Laboratory Control Sample** **Lab ID: QC-1966450-002**

Method: EPA 9056A **Dilution:** 1 **Analysis Date:** 04/25/25 16:14

Prep Date: 04/25/25 15:34

Analyte	Result	Units	MDL	MRL	Spike Amount	Spike Ref. Amount	% Rec	% Rec Limits	RPD	RPD Limit	Qual
Chloride	9.30	mg/L	0.310	1.00	10		93.0	88-110			
Fluoride	2.14	mg/L	0.0670	0.100	2		107	86-121			
Sulfate	10.0	mg/L	0.190	1.00	10		100	90-110			

MS **CLIENT ID: SMMS-MW-11S-041725** **Lab ID: QC-1966450-004**

Method: EPA 9056A **Dilution:** 10 **Analysis Date:** 04/25/25 17:13

Prep Date: 04/25/25 15:34

Analyte	Result	Units	MDL	MRL	Spike Amount	Spike Ref. Amount	% Rec	% Rec Limits	RPD	RPD Limit	Qual
Chloride	165	mg/L	3.10	10.0	100	64.9	99.8	88-110			
Fluoride	21.8	mg/L	0.670	1.00	20	ND	109	86-121			

MSD **CLIENT ID: SMMS-MW-11S-041725** **Lab ID: QC-1966450-005**

Method: EPA 9056A **Dilution:** 10 **Analysis Date:** 04/25/25 17:22

Prep Date: 04/25/25 15:34

Analyte	Result	Units	MDL	MRL	Spike Amount	Spike Ref. Amount	% Rec	% Rec Limits	RPD	RPD Limit	Qual
Chloride	165	mg/L	3.10	10.0	100	64.9	100	88-110	0.321	15	
Fluoride	22.2	mg/L	0.670	1.00	20	ND	111	86-121	1.79	15	

The following samples were analyzed in this batch: HN2505121-001, HN2505121-002, HN2505121-003, HN2505121-004, HN2505121-005, HN2505121-006, HN2505121-007, HN2505121-008, HN2505121-009, HN2505121-011, HN2505121-012, HN2505121-014

QA/QC Report

Client:	Civil & Environmental Consultants, Inc.	**Work Order:**	HN2505121
Project:	341-963 Sammis	**Date Collected:**	04/17/25 08:32
Matrix:	WATER	**Date Received:**	04/19/25 08:00
Batch:	1966450		

General Chemistry Parameters

MS **CLIENT ID: SMMS-MW-11S-041725** **Lab ID: QC-1966450-004**

Method: EPA 9056A **Dilution:** 40 **Analysis Date:** 04/30/25 20:16

Prep Date: 04/29/25 18:12

Analyte	Result	Units	MDL	MRL	Spike Amount	Spike Ref. Amount	% Rec	% Rec Limits	RPD	RPD Limit	Qual
Sulfate	720	mg/L	7.60	40.0	400	318	100	90-110			

MSD **CLIENT ID: SMMS-MW-11S-041725** **Lab ID: QC-1966450-005**

Method: EPA 9056A **Dilution:** 40 **Analysis Date:** 04/30/25 20:26

Prep Date: 04/29/25 18:12

Analyte	Result	Units	MDL	MRL	Spike Amount	Spike Ref. Amount	% Rec	% Rec Limits	RPD	RPD Limit	Qual
Sulfate	736	mg/L	7.60	40.0	400	318	104	90-110	2.13	15	

The following samples were analyzed in this batch: HN2505121-001, HN2505121-003

QA/QC Report

Client:	Civil & Environmental Consultants, Inc.	**Work Order:**	HN2505121
Project:	341-963 Sammis	**Date Collected:**	NA
Matrix:	WATER	**Date Received:**	NA
Batch:	1969854		

General Chemistry Parameters

MB **CLIENT ID: Method Blank** **Lab ID: QC-1969854-001**

Method: EPA 9056A **Dilution:** 1 **Analysis Date:** 04/29/25 00:48

Prep Date: 04/28/25 19:16

Analyte	Result	Units	MDL	MRL	Spike Amount	Spike Ref. Amount	% Rec	% Rec Limits	RPD	RPD Limit	Qual
Chloride	ND	mg/L	0.310	1.00	0		NC	0-0			U
Fluoride	ND	mg/L	0.0670	0.100	0		NC	0-0			U
Sulfate	ND	mg/L	0.190	1.00	0		NC	0-0			U

LCS **CLIENT ID: Laboratory Control Sample** **Lab ID: QC-1969854-002**

Method: EPA 9056A **Dilution:** 1 **Analysis Date:** 04/29/25 00:39

Prep Date: 04/28/25 19:16

Analyte	Result	Units	MDL	MRL	Spike Amount	Spike Ref. Amount	% Rec	% Rec Limits	RPD	RPD Limit	Qual
Chloride	9.94	mg/L	0.310	1.00	10		99.4	88-110			
Fluoride	2.00	mg/L	0.0670	0.100	2		100	86-121			
Sulfate	10.3	mg/L	0.190	1.00	10		103	90-110			

MS **CLIENT ID: SMMS-P-1-041725** **Lab ID: QC-1969854-004**

Method: EPA 9056A **Dilution:** 40 **Analysis Date:** 04/29/25 01:08

Prep Date: 04/28/25 19:16

Analyte	Result	Units	MDL	MRL	Spike Amount	Spike Ref. Amount	% Rec	% Rec Limits	RPD	RPD Limit	Qual
Sulfate	651	mg/L	7.60	40.0	400	239	103	90-110			

MSD **CLIENT ID: SMMS-P-1-041725** **Lab ID: QC-1969854-005**

Method: EPA 9056A **Dilution:** 40 **Analysis Date:** 04/29/25 01:18

Prep Date: 04/28/25 19:16

Analyte	Result	Units	MDL	MRL	Spike Amount	Spike Ref. Amount	% Rec	% Rec Limits	RPD	RPD Limit	Qual
Sulfate	650	mg/L	7.60	40.0	400	239	103	90-110	0.132	15	

The following samples were analyzed in this batch: HN2505121-007, HN2505121-009, HN2505121-010, HN2505121-012, HN2505121-013

QA/QC Report

Client:	Civil & Environmental Consultants, Inc.	**Work Order:**	HN2505121
Project:	341-963 Sammis	**Date Collected:**	NA
Matrix:	WATER	**Date Received:**	NA
Batch:	1971747		

General Chemistry Parameters

MB **CLIENT ID: Method Blank** **Lab ID: QC-1971747-001**

Method: EPA 9056A **Dilution:** 1 **Analysis Date:** 04/30/25 17:11

Prep Date: 04/29/25 18:12

Analyte	Result	Units	MDL	MRL	Spike Amount	Spike Ref. Amount	% Rec	% Rec Limits	RPD	RPD Limit	Qual
Chloride	ND	mg/L	0.310	1.00	0		NC	0-0			U
Fluoride	ND	mg/L	0.0670	0.100	0		NC	0-0			U
Sulfate	ND	mg/L	0.190	1.00	0		NC	0-0			U

LCS **CLIENT ID: Laboratory Control Sample** **Lab ID: QC-1971747-002**

Method: EPA 9056A **Dilution:** 1 **Analysis Date:** 04/30/25 17:02

Prep Date: 04/29/25 18:12

Analyte	Result	Units	MDL	MRL	Spike Amount	Spike Ref. Amount	% Rec	% Rec Limits	RPD	RPD Limit	Qual
Chloride	10.2	mg/L	0.310	1.00	10		102	88-110			
Fluoride	2.14	mg/L	0.0670	0.100	2		107	86-121			
Sulfate	10.7	mg/L	0.190	1.00	10		107	90-110			

The following samples were analyzed in this batch: HN2505121-001, HN2505121-003

QA/QC Report

Client:	Civil & Environmental Consultants, Inc.	**Work Order:**	HN2505121
Project:	341-963 Sammis	**Date Collected:**	NA
Matrix:	WATER	**Date Received:**	NA
Batch:	1975732		

General Chemistry Parameters

MB | **CLIENT ID: Method Blank** | **Lab ID: QC-1975732-001**

Method: EPA 9056A **Dilution:** 1 **Analysis Date:** 05/01/25 21:27

Prep Date: 05/01/25 18:51

Analyte	Result	Units	MDL	MRL	Spike Amount	Spike Ref. Amount	% Rec	% Rec Limits	RPD	RPD Limit	Qual
Chloride	ND	mg/L	0.310	1.00	0		NC	0-0			U
Fluoride	ND	mg/L	0.0670	0.100	0		NC	0-0			U
Sulfate	0.771	mg/L	0.190	1.00	0		NC	0-0			J

LCS | **CLIENT ID: Laboratory Control Sample** | **Lab ID: QC-1975732-002**

Method: EPA 9056A **Dilution:** 1 **Analysis Date:** 05/01/25 21:17

Prep Date: 05/01/25 18:51

Analyte	Result	Units	MDL	MRL	Spike Amount	Spike Ref. Amount	% Rec	% Rec Limits	RPD	RPD Limit	Qual
Chloride	10.6	mg/L	0.310	1.00	10		106	88-110			
Fluoride	2.17	mg/L	0.0670	0.100	2		108	86-121			
Sulfate	11.0	mg/L	0.190	1.00	10		110	90-110			

MS | **CLIENT ID: Batch QC** | **Lab ID: QC-1975732-004**

Method: EPA 9056A **Dilution:** 1 **Analysis Date:** 05/01/25 21:47

Prep Date: 05/01/25 18:51

Analyte	Result	Units	MDL	MRL	Spike Amount	Spike Ref. Amount	% Rec	% Rec Limits	RPD	RPD Limit	Qual
Chloride	12.5	mg/L	0.310	1.00	10	2.21	103	88-110			
Sulfate	12.2	mg/L	0.190	1.00	10	0.759	115	90-110			S

MSD | **CLIENT ID: Batch QC** | **Lab ID: QC-1975732-005**

Method: EPA 9056A **Dilution:** 1 **Analysis Date:** 05/01/25 21:56

Prep Date: 05/01/25 18:51

Analyte	Result	Units	MDL	MRL	Spike Amount	Spike Ref. Amount	% Rec	% Rec Limits	RPD	RPD Limit	Qual
Chloride	12.6	mg/L	0.310	1.00	10	2.21	104	88-110	1.01	15	
Sulfate	11.1	mg/L	0.190	1.00	10	0.759	104	90-110	9.47	15	

The following samples were analyzed in this batch: HN2505121-004

QA/QC Report

Client:	Civil & Environmental Consultants, Inc.	**Work Order:**	HN2505121
Project:	341-963 Sammis	**Date Collected:**	NA
Matrix:	WATER	**Date Received:**	NA
Batch:	1958399		

Metals

MB | **CLIENT ID: Method Blank** | **Lab ID: QC-1958399-001**

Method: EPA 7470A **Dilution:** 1 **Analysis Date:** 04/21/25 14:56

Prep Date: 04/21/25 11:26

Analyte	Result	Units	MDL	MRL	Spike Amount	Spike Ref. Amount	% Rec	% Rec Limits	RPD	RPD Limit	Qual
Mercury	ND	mg/L	0.000160	0.000200	0		NC	0-0			U

LCS | **CLIENT ID: Laboratory Control Sample** | **Lab ID: QC-1958399-002**

Method: EPA 7470A **Dilution:** 1 **Analysis Date:** 04/21/25 14:57

Prep Date: 04/21/25 11:26

Analyte	Result	Units	MDL	MRL	Spike Amount	Spike Ref. Amount	% Rec	% Rec Limits	RPD	RPD Limit	Qual
Mercury	0.00228	mg/L	0.000160	0.000200	0.002		114	80-120			

MS | **CLIENT ID: SMMS-MW-11S-041725** | **Lab ID: QC-1958399-004**

Method: EPA 7470A **Dilution:** 1 **Analysis Date:** 04/21/25 15:01

Prep Date: 04/21/25 11:26

Analyte	Result	Units	MDL	MRL	Spike Amount	Spike Ref. Amount	% Rec	% Rec Limits	RPD	RPD Limit	Qual
Mercury	0.00214	mg/L	0.000160	0.000200	0.002	ND	109	75-125			

MSD | **CLIENT ID: SMMS-MW-11S-041725** | **Lab ID: QC-1958399-005**

Method: EPA 7470A **Dilution:** 1 **Analysis Date:** 04/21/25 15:03

Prep Date: 04/21/25 11:26

Analyte	Result	Units	MDL	MRL	Spike Amount	Spike Ref. Amount	% Rec	% Rec Limits	RPD	RPD Limit	Qual
Mercury	0.00218	mg/L	0.000160	0.000200	0.002	ND	111	75-125	1.39	20	

The following samples were analyzed in this batch: HN2505121-001, HN2505121-002, HN2505121-003, HN2505121-004, HN2505121-005, HN2505121-006, HN2505121-007, HN2505121-008, HN2505121-009, HN2505121-010, HN2505121-011, HN2505121-012, HN2505121-013, HN2505121-014

QA/QC Report

Client:	Civil & Environmental Consultants, Inc.	**Work Order:**	HN2505121
Project:	341-963 Sammis	**Date Collected:**	NA
Matrix:	WATER	**Date Received:**	NA
Batch:	1958404		

Metals

MB | **CLIENT ID: Method Blank** | **Lab ID: QC-1958404-001**

Method: EPA 7470A **Dilution:** 1 **Analysis Date:** 04/21/25 15:39

Prep Date: 04/21/25 11:26

Analyte	Result	Units	MDL	MRL	Spike Amount	Spike Ref. Amount	% Rec	% Rec Limits	RPD	RPD Limit	Qual
Mercury, dissolved	ND	mg/L	0.000160	0.000200	0		NC	0-0			U

LCS | **CLIENT ID: Laboratory Control Sample** | **Lab ID: QC-1958404-002**

Method: EPA 7470A **Dilution:** 1 **Analysis Date:** 04/21/25 15:41

Prep Date: 04/21/25 11:26

Analyte	Result	Units	MDL	MRL	Spike Amount	Spike Ref. Amount	% Rec	% Rec Limits	RPD	RPD Limit	Qual
Mercury, dissolved	0.00224	mg/L	0.000160	0.000200	0.002		112	80-120			

MS | **CLIENT ID: SMMS-MW-11S-041725** | **Lab ID: QC-1958404-004**

Method: EPA 7470A **Dilution:** 1 **Analysis Date:** 04/21/25 15:45

Prep Date: 04/21/25 11:26

Analyte	Result	Units	MDL	MRL	Spike Amount	Spike Ref. Amount	% Rec	% Rec Limits	RPD	RPD Limit	Qual
Mercury, dissolved	0.00220	mg/L	0.000160	0.000200	0.002	ND	113	75-125			

MSD | **CLIENT ID: SMMS-MW-11S-041725** | **Lab ID: QC-1958404-005**

Method: EPA 7470A **Dilution:** 1 **Analysis Date:** 04/21/25 15:48

Prep Date: 04/21/25 11:26

Analyte	Result	Units	MDL	MRL	Spike Amount	Spike Ref. Amount	% Rec	% Rec Limits	RPD	RPD Limit	Qual
Mercury, dissolved	0.00224	mg/L	0.000160	0.000200	0.002	ND	115	75-125	1.35	20	

The following samples were analyzed in this batch: HN2505121-001, HN2505121-002, HN2505121-003, HN2505121-004, HN2505121-005, HN2505121-006, HN2505121-007, HN2505121-008, HN2505121-009, HN2505121-010, HN2505121-011, HN2505121-012, HN2505121-013, HN2505121-014

QA/QC Report

Client:	Civil & Environmental Consultants, Inc.	**Work Order:**	HN2505121
Project:	341-963 Sammis	**Date Collected:**	NA
Matrix:	WATER	**Date Received:**	NA
Batch:	1963614		

Metals

MB | **CLIENT ID: Method Blank** | **Lab ID: QC-1963614-001**

Method: EPA 6020B **Dilution:** 1 **Analysis Date:** 04/24/25 16:46

Prep Date: 04/24/25 10:55

Analyte	Result	Units	MDL	MRL	Spike Amount	Spike Ref. Amount	% Rec	% Rec Limits	RPD	RPD Limit	Qual
Antimony	ND	mg/L	0.000420	0.00500	0		NC	0-0			U
Arsenic	ND	mg/L	0.000190	0.00500	0		NC	0-0			U
Barium	0.00159	mg/L	0.000570	0.00500	0		NC	0-0			J
Beryllium	ND	mg/L	0.000130	0.00200	0		NC	0-0			U
Boron	ND	mg/L	0.0154	0.0200	0		NC	0-0			U
Cadmium	ND	mg/L	0.000140	0.00200	0		NC	0-0			U
Calcium	ND	mg/L	0.221	0.500	0		NC	0-0			U
Chromium	ND	mg/L	0.000610	0.00500	0		NC	0-0			U
Cobalt	ND	mg/L	0.000270	0.00500	0		NC	0-0			U
Lead	ND	mg/L	0.000220	0.00500	0		NC	0-0			U
Lithium	ND	mg/L	0.00170	0.0100	0		NC	0-0			U
Molybdenum	ND	mg/L	0.000330	0.00500	0		NC	0-0			U
Selenium	ND	mg/L	0.000480	0.00500	0		NC	0-0			U
Thallium	ND	mg/L	0.000150	0.00500	0		NC	0-0			U

LCS | **CLIENT ID: Laboratory Control Sample** | **Lab ID: QC-1963614-002**

Method: EPA 6020B **Dilution:** 1 **Analysis Date:** 04/24/25 16:47

Prep Date: 04/24/25 10:55

Analyte	Result	Units	MDL	MRL	Spike Amount	Spike Ref. Amount	% Rec	% Rec Limits	RPD	RPD Limit	Qual
Antimony	0.0972	mg/L	0.000420	0.00500	0.1		97.2	80-120			
Arsenic	0.0930	mg/L	0.000190	0.00500	0.1		93.0	80-120			
Barium	0.0976	mg/L	0.000570	0.00500	0.1		97.6	80-120			
Beryllium	0.0945	mg/L	0.000130	0.00200	0.1		94.5	80-120			
Boron	0.477	mg/L	0.0154	0.0200	0.5		95.4	80-120			
Cadmium	0.0952	mg/L	0.000140	0.00200	0.1		95.2	80-120			
Calcium	9.67	mg/L	0.221	0.500	10		96.7	80-120			
Chromium	0.0960	mg/L	0.000610	0.00500	0.1		96.0	80-120			
Cobalt	0.0964	mg/L	0.000270	0.00500	0.1		96.4	80-120			
Lead	0.0974	mg/L	0.000220	0.00500	0.1		97.4	80-120			
Lithium	0.0942	mg/L	0.00170	0.0100	0.1		94.2	80-120			
Molybdenum	0.0967	mg/L	0.000330	0.00500	0.1		96.7	80-120			
Selenium	0.0926	mg/L	0.000480	0.00500	0.1		92.6	80-120			
Thallium	0.0931	mg/L	0.000150	0.00500	0.1		93.1	80-120			

MS | **CLIENT ID: SMMS-P-2-041725** | **Lab ID: QC-1963614-004**

Method: EPA 6020B **Dilution:** 1 **Analysis Date:** 04/24/25 16:53

Prep Date: 04/24/25 10:55

Analyte	Result	Units	MDL	MRL	Spike Amount	Spike Ref. Amount	% Rec	% Rec Limits	RPD	RPD Limit	Qual
Antimony	0.100	mg/L	0.000420	0.00499	0.1	ND	100	75-125			
Arsenic	0.0971	mg/L	0.000190	0.00499	0.1	0.000216	96.8	75-125			

QA/QC Report

Client:	Civil & Environmental Consultants, Inc.	**Work Order:**	HN2505121
Project:	341-963 Sammis	**Date Collected:**	NA
Matrix:	WATER	**Date Received:**	NA
Batch:	1963614		

MS **CLIENT ID: SMMS-P-2-041725** **Lab ID: QC-1963614-004**

Method: EPA 6020B **Dilution:** 1 **Analysis Date:** 04/24/25 16:53

Prep Date: 04/24/25 10:55

Analyte	Result	Units	MDL	MRL	Spike Amount	Spike Ref. Amount	% Rec	% Rec Limits	RPD	RPD Limit	Qual
Barium	0.126	mg/L	0.000570	0.00499	0.1	0.0287	97.5	75-125			
Beryllium	0.0956	mg/L	0.000130	0.00199	0.1	ND	95.6	75-125			
Boron	0.547	mg/L	0.0154	0.0200	0.5	0.0661	96.3	75-125			
Cadmium	0.0951	mg/L	0.000140	0.00199	0.1	ND	95.0	75-125			
Calcium	51.8	mg/L	0.221	0.500	10	44.3	NC	75-125			O
Chromium	0.0978	mg/L	0.000610	0.00499	0.1	0.000625	97.2	75-125			
Cobalt	0.0976	mg/L	0.000270	0.00499	0.1	0.000757	96.8	75-125			
Lead	0.0979	mg/L	0.000220	0.00499	0.1	ND	97.8	75-125			
Lithium	0.0967	mg/L	0.00170	0.01000	0.1	0.00178	94.9	75-125			
Molybdenum	0.0979	mg/L	0.000330	0.00499	0.1	ND	97.8	75-125			
Selenium	0.0956	mg/L	0.000480	0.00499	0.1	ND	95.6	75-125			
Thallium	0.0955	mg/L	0.000150	0.00499	0.1	ND	95.4	75-125			

MSD **CLIENT ID: SMMS-P-2-041725** **Lab ID: QC-1963614-005**

Method: EPA 6020B **Dilution:** 1 **Analysis Date:** 04/24/25 16:54

Prep Date: 04/24/25 10:55

Analyte	Result	Units	MDL	MRL	Spike Amount	Spike Ref. Amount	% Rec	% Rec Limits	RPD	RPD Limit	Qual
Antimony	0.100	mg/L	0.000420	0.00500	0.1	ND	100	75-125	0.130	20	
Arsenic	0.0965	mg/L	0.000190	0.00500	0.1	0.000216	96.3	75-125	0.582	20	
Barium	0.128	mg/L	0.000570	0.00500	0.1	0.0287	99.5	75-125	1.60	20	
Beryllium	0.0978	mg/L	0.000130	0.00200	0.1	ND	97.8	75-125	2.25	20	
Boron	0.551	mg/L	0.0154	0.0200	0.5	0.0661	97.0	75-125	0.686	20	
Cadmium	0.0963	mg/L	0.000140	0.00200	0.1	ND	96.3	75-125	1.27	20	
Calcium	51.9	mg/L	0.221	0.500	10	44.3	NC	75-125	0.257	20	O
Chromium	0.0966	mg/L	0.000610	0.00500	0.1	0.000625	95.9	75-125	1.26	20	
Cobalt	0.0978	mg/L	0.000270	0.00500	0.1	0.000757	97.0	75-125	0.215	20	
Lead	0.0988	mg/L	0.000220	0.00500	0.1	ND	98.6	75-125	0.871	20	
Lithium	0.0975	mg/L	0.00170	0.0100	0.1	0.00178	95.7	75-125	0.842	20	
Molybdenum	0.0997	mg/L	0.000330	0.00500	0.1	ND	99.6	75-125	1.80	20	
Selenium	0.0946	mg/L	0.000480	0.00500	0.1	ND	94.7	75-125	1.01	20	
Thallium	0.0961	mg/L	0.000150	0.00500	0.1	ND	96.1	75-125	0.668	20	

The following samples were analyzed in this batch: HN2505121-001, HN2505121-002, HN2505121-003, HN2505121-004, HN2505121-005, HN2505121-006, HN2505121-007, HN2505121-008, HN2505121-009, HN2505121-010, HN2505121-011, HN2505121-012, HN2505121-013, HN2505121-014

QA/QC Report

Client:	Civil & Environmental Consultants, Inc.	**Work Order:**	HN2505121
Project:	341-963 Sammis	**Date Collected:**	NA
Matrix:	WATER	**Date Received:**	NA
Batch:	1963615		

Metals

MB | **CLIENT ID: Method Blank** | **Lab ID: QC-1963615-001**

Method: EPA 6020B **Dilution:** 1 **Analysis Date:** 04/24/25 17:24

Prep Date: 04/24/25 10:56

Analyte	Result	Units	MDL	MRL	Spike Amount	Spike Ref. Amount	% Rec	% Rec Limits	RPD	RPD Limit	Qual
Antimony, dissolved	ND	mg/L	0.000420	0.00500	0		NC	0-0			U
Arsenic, dissolved	ND	mg/L	0.000190	0.00500	0		NC	0-0			U
Barium, dissolved	ND	mg/L	0.000570	0.00500	0		NC	0-0			U
Beryllium, dissolved	ND	mg/L	0.000130	0.00200	0		NC	0-0			U
Boron, dissolved	ND	mg/L	0.0154	0.0200	0		NC	0-0			U
Cadmium, dissolved	ND	mg/L	0.000140	0.00200	0		NC	0-0			U
Calcium, dissolved	ND	mg/L	0.221	0.500	0		NC	0-0			U
Chromium, dissolved	ND	mg/L	0.000610	0.00500	0		NC	0-0			U
Cobalt, dissolved	ND	mg/L	0.000270	0.00500	0		NC	0-0			U
Lead, dissolved	ND	mg/L	0.000220	0.00500	0		NC	0-0			U
Lithium, dissolved	ND	mg/L	0.00170	0.0100	0		NC	0-0			U
Molybdenum, dissolved	ND	mg/L	0.000330	0.00500	0		NC	0-0			U
Selenium, dissolved	ND	mg/L	0.000480	0.00500	0		NC	0-0			U
Thallium, dissolved	ND	mg/L	0.000150	0.00500	0		NC	0-0			U

LCS | **CLIENT ID: Laboratory Control Sample** | **Lab ID: QC-1963615-002**

Method: EPA 6020B **Dilution:** 1 **Analysis Date:** 04/24/25 17:25

Prep Date: 04/24/25 10:56

Analyte	Result	Units	MDL	MRL	Spike Amount	Spike Ref. Amount	% Rec	% Rec Limits	RPD	RPD Limit	Qual
Antimony, dissolved	0.100	mg/L	0.000420	0.00500	0.1		100	80-120			
Arsenic, dissolved	0.0923	mg/L	0.000190	0.00500	0.1		92.3	80-120			
Barium, dissolved	0.0991	mg/L	0.000570	0.00500	0.1		99.1	80-120			
Beryllium, dissolved	0.0951	mg/L	0.000130	0.00200	0.1		95.1	80-120			
Boron, dissolved	0.472	mg/L	0.0154	0.0200	0.5		94.4	80-120			
Cadmium, dissolved	0.0969	mg/L	0.000140	0.00200	0.1		96.9	80-120			
Calcium, dissolved	9.70	mg/L	0.221	0.500	10		97.0	80-120			
Chromium, dissolved	0.0936	mg/L	0.000610	0.00500	0.1		93.6	80-120			
Cobalt, dissolved	0.0957	mg/L	0.000270	0.00500	0.1		95.7	80-120			
Lead, dissolved	0.0979	mg/L	0.000220	0.00500	0.1		97.9	80-120			
Lithium, dissolved	0.0954	mg/L	0.00170	0.0100	0.1		95.4	80-120			
Molybdenum, dissolved	0.0978	mg/L	0.000330	0.00500	0.1		97.8	80-120			
Selenium, dissolved	0.0928	mg/L	0.000480	0.00500	0.1		92.8	80-120			
Thallium, dissolved	0.0941	mg/L	0.000150	0.00500	0.1		94.1	80-120			

MS | **CLIENT ID: SMMS-P-2-041725** | **Lab ID: QC-1963615-004**

Method: EPA 6020B **Dilution:** 1 **Analysis Date:** 04/24/25 17:30

Prep Date: 04/24/25 10:56

Analyte	Result	Units	MDL	MRL	Spike Amount	Spike Ref. Amount	% Rec	% Rec Limits	RPD	RPD Limit	Qual
Antimony, dissolved	0.103	mg/L	0.000420	0.00499	0.1	ND	103	75-125			
Arsenic, dissolved	0.0965	mg/L	0.000190	0.00499	0.1	0.000206	96.3	75-125			

QA/QC Report

Client:	Civil & Environmental Consultants, Inc.	**Work Order:**	HN2505121
Project:	341-963 Sammis	**Date Collected:**	NA
Matrix:	WATER	**Date Received:**	NA
Batch:	1963615		

MS **CLIENT ID: SMMS-P-2-041725** **Lab ID: QC-1963615-004**

Method: EPA 6020B **Dilution:** 1 **Analysis Date:** 04/24/25 17:30

Prep Date: 04/24/25 10:56

Analyte	Result	Units	MDL	MRL	Spike Amount	Spike Ref. Amount	% Rec	% Rec Limits	RPD	RPD Limit	Qual
Barium, dissolved	0.129	mg/L	0.000570	0.00499	0.1	0.0295	99.8	75-125			
Beryllium, dissolved	0.0976	mg/L	0.000130	0.00199	0.1	ND	97.6	75-125			
Boron, dissolved	0.546	mg/L	0.0154	0.0200	0.5	0.0624	96.8	75-125			
Cadmium, dissolved	0.0976	mg/L	0.000140	0.00199	0.1	ND	97.6	75-125			
Calcium, dissolved	52.0	mg/L	0.221	0.500	10	44.3	NC	75-125			O
Chromium, dissolved	0.0963	mg/L	0.000610	0.00499	0.1	ND	95.7	75-125			
Cobalt, dissolved	0.0967	mg/L	0.000270	0.00499	0.1	0.000746	96.0	75-125			
Lead, dissolved	0.100	mg/L	0.000220	0.00499	0.1	ND	100	75-125			
Lithium, dissolved	0.0990	mg/L	0.00170	0.01000	0.1	ND	97.4	75-125			
Molybdenum, dissolved	0.101	mg/L	0.000330	0.00499	0.1	ND	101	75-125			
Selenium, dissolved	0.0972	mg/L	0.000480	0.00499	0.1	ND	97.1	75-125			
Thallium, dissolved	0.0969	mg/L	0.000150	0.00499	0.1	ND	96.9	75-125			

MSD **CLIENT ID: SMMS-P-2-041725** **Lab ID: QC-1963615-005**

Method: EPA 6020B **Dilution:** 1 **Analysis Date:** 04/24/25 17:32

Prep Date: 04/24/25 10:56

Analyte	Result	Units	MDL	MRL	Spike Amount	Spike Ref. Amount	% Rec	% Rec Limits	RPD	RPD Limit	Qual
Antimony, dissolved	0.0992	mg/L	0.000420	0.00500	0.1	ND	99.2	75-125	3.61	20	
Arsenic, dissolved	0.0940	mg/L	0.000190	0.00500	0.1	0.000206	93.8	75-125	2.65	20	
Barium, dissolved	0.127	mg/L	0.000570	0.00500	0.1	0.0295	97.9	75-125	1.49	20	
Beryllium, dissolved	0.0944	mg/L	0.000130	0.00200	0.1	ND	94.4	75-125	3.30	20	
Boron, dissolved	0.535	mg/L	0.0154	0.0200	0.5	0.0624	94.6	75-125	2.03	20	
Cadmium, dissolved	0.0944	mg/L	0.000140	0.00200	0.1	ND	94.4	75-125	3.33	20	
Calcium, dissolved	52.1	mg/L	0.221	0.500	10	44.3	NC	75-125	0.147	20	O
Chromium, dissolved	0.0935	mg/L	0.000610	0.00500	0.1	ND	93.0	75-125	2.91	20	
Cobalt, dissolved	0.0934	mg/L	0.000270	0.00500	0.1	0.000746	92.7	75-125	3.44	20	
Lead, dissolved	0.0972	mg/L	0.000220	0.00500	0.1	ND	97.0	75-125	3.07	20	
Lithium, dissolved	0.0945	mg/L	0.00170	0.0100	0.1	ND	92.9	75-125	4.68	20	
Molybdenum, dissolved	0.0981	mg/L	0.000330	0.00500	0.1	ND	97.9	75-125	3.43	20	
Selenium, dissolved	0.0933	mg/L	0.000480	0.00500	0.1	ND	93.2	75-125	4.16	20	
Thallium, dissolved	0.0945	mg/L	0.000150	0.00500	0.1	ND	94.5	75-125	2.51	20	

The following samples were analyzed in this batch: HN2505121-001, HN2505121-002, HN2505121-003, HN2505121-004, HN2505121-005, HN2505121-006, HN2505121-007, HN2505121-008, HN2505121-009, HN2505121-010, HN2505121-011, HN2505121-012, HN2505121-013, HN2505121-014

Subcontracted Analytical Parameters

GEL Laboratories LLC
a member of The GEL Group INC

2040 Savage Road | Charleston, SC 29407
843.556.8171

gel.com

May 13, 2025

Jodi Blouw
ALS Group USA, Corp
3352 128th Ave
Holland, Michigan 49424

Re: Holland - Blouw L2
Work Order: 720638

Dear Jodi Blouw:

GEL Laboratories, LLC (GEL) appreciates the opportunity to provide the enclosed analytical results for the sample(s) we received on April 22, 2025. This original data report has been prepared and reviewed in accordance with GEL's standard operating procedures.

The samples were delivered with proper chain of custody documentation and signatures. Sample 720638008(SMMS-MW-6-041725) was received empty or broken. Upon receipt at GEL, it was noted that all sample containers were out of pH specifications for analysis with pH>2. GEL's receiving team added nitric acid preservative to the samples and placed them under a 24 hour hold prior to analysis.

Test results for NELAP or ISO 17025 accredited tests are verified to meet the requirements of those standards, with any exceptions noted. The results reported relate only to the items tested and to the sample as received by the laboratory. These results may not be reproduced except as full reports without approval by the laboratory. Copies of GEL's accreditations and certifications can be found on our website at www.gel.com.

Our policy is to provide high quality, personalized analytical services to enable you to meet your analytical needs on time every time. We trust that you will find everything in order and to your satisfaction. If you have any questions, please do not hesitate to call me at (843) 556-8171, ext. 4422.

Sincerely,

A. Melendrez

Adrian Melendrez for
Jacob Crook
Project Manager

Purchase Order: HN2505121
Enclosures

GEL LABORATORIES LLC

2040 Savage Road Charleston SC 29407 - (843) 556-8171 - www.gel.com

Certificate of Analysis Report
for

ALSE001 ALS Environmental

Client SDG: 720638 GEL Work Order: 720638

The Qualifiers in this report are defined as follows:

* A quality control analyte recovery is outside of specified acceptance criteria

** Analyte is a Tracer compound

** Analyte is a surrogate compound

U Analyte was analyzed for, but not detected above the MDL, MDA, MDC or LOD.

Where the analytical method has been performed under NELAP certification, the analysis has met all of the requirements of the NELAC standard unless qualified on the Certificate of Analysis.

The designation ND, if present, appears in the result column when the analyte concentration is not detected above the limit as defined in the 'U' qualifier above.

This data report has been prepared and reviewed in accordance with GEL Laboratories LLC standard operating procedures. Please direct any questions to your Project Manager, Jacob Crook.

Reviewed by A. Melendez

GEL LABORATORIES LLC

2040 Savage Road Charleston SC 29407 - (843) 556-8171 - www.gel.com

Certificate of Analysis

Company : ALS Group USA, Corp
Address : 3352 128th Ave
Holland, Michigan 49424
Report Date: May 13, 2025
Contact: Jodi Blouw
Project: Holland - Blouw L2

Client Sample ID: SMMS-MW-115-041725
Sample ID: 720638001
Matrix: Water
Collect Date: 17-APR-25
Receive Date: 22-APR-25
Collector: Client
Project: ALSE00923
Client ID: ALSE001

Parameter	Qualifier	Result	Uncertainty	MDC	TPU	RL	Units	PF	DF	Analyst	Date	Time	Batch	Mtd.
Rad Gas Flow Proportional Counting														
GFPC Ra228, Liquid "As Received"														
Radium-228		2.34	+/-1.34	2.02	+/-1.49	3.00	pCi/L			AH4	04/30/25	1037	2786104	1
Rad Radium-226														
Lucas Cell, Ra226, Liquid "As Received"														
Radium-226	U	0.537	+/-0.465	0.670	+/-0.475	1.00	pCi/L			RS2	05/05/25	0941	2787780	2

The following Analytical Methods were performed

Method	Description
1	EPA 904.0/SW846 9320 Modified
2	EPA 903.1 Modified

Surrogate/Tracer Recovery	Test	Batch ID	Recovery%	Acceptable Limits
Barium-133 Tracer	GFPC Ra228, Liquid "As Received"	2786104	86.3	(15%-125%)

Notes:

The MDC is a sample specific MDC.
TPU and Counting Uncertainty are calculated at the 95% confidence level (1.96-sigma).

Column headers are defined as follows:

DF: Dilution Factor
DL: Detection Limit
Lc/LC: Critical Level
MDA: Minimum Detectable Activity
MDC: Minimum Detectable Concentration
Mtd.: Method
PF: Prep Factor
RL: Reporting Limit
TPU: Total Propagated Uncertainty

GEL LABORATORIES LLC

2040 Savage Road Charleston SC 29407 - (843) 556-8171 - www.gel.com

Certificate of Analysis

Company : ALS Group USA, Corp
Address : 3352 128th Ave

Holland, Michigan 49424 — Report Date: May 13, 2025

Contact: Jodi Blouw
Project: Holland - Blouw L2

Client Sample ID: SMMS-P-2-041725 — Project: ALSE00923
Sample ID: 720638002 — Client ID: ALSE001
Matrix: Water
Collect Date: 17-APR-25
Receive Date: 22-APR-25
Collector: Client

Parameter	Qualifier	Result	Uncertainty	MDC	TPU	RL	Units	PF	DF	Analyst	Date	Time	Batch	Mtd.
Rad Gas Flow Proportional Counting														
GFPC Ra228, Liquid "As Received"														
Radium-228	U	0.598	+/-0.939	1.64	+/-0.954	3.00	pCi/L			AH4	04/30/25	1037	2786104	1
Rad Radium-226														
Lucas Cell, Ra226, Liquid "As Received"														
Radium-226		0.872	+/-0.450	0.446	+/-0.496	1.00	pCi/L			RS2	05/05/25	0941	2787780	2

The following Analytical Methods were performed

Method	Description
1	EPA 904.0/SW846 9320 Modified
2	EPA 903.1 Modified

Surrogate/Tracer Recovery	Test	Batch ID	Recovery%	Acceptable Limits
Barium-133 Tracer	GFPC Ra228, Liquid "As Received"	2786104	83.5	(15%-125%)

Notes:

The MDC is a sample specific MDC.
TPU and Counting Uncertainty are calculated at the 95% confidence level (1.96-sigma).

Column headers are defined as follows:

DF: Dilution Factor
DL: Detection Limit
Lc/LC: Critical Level
MDA: Minimum Detectable Activity
MDC: Minimum Detectable Concentration
Mtd.: Method
PF: Prep Factor
RL: Reporting Limit
TPU: Total Propagated Uncertainty

GEL LABORATORIES LLC

2040 Savage Road Charleston SC 29407 - (843) 556-8171 - www.gel.com

Certificate of Analysis

Company : ALS Group USA, Corp
Address : 3352 128th Ave

Holland, Michigan 49424 — Report Date: May 13, 2025

Contact: Jodi Blouw
Project: Holland - Blouw L2

Client Sample ID: SMMS-MW-10D-041725 — Project: ALSE00923
Sample ID: 720638003 — Client ID: ALSE001
Matrix: Water
Collect Date: 17-APR-25
Receive Date: 22-APR-25
Collector: Client

Parameter	Qualifier	Result	Uncertainty	MDC	TPU	RL	Units	PF	DF	Analyst	Date	Time	Batch	Mtd.
Rad Gas Flow Proportional Counting														
GFPC Ra228, Liquid "As Received"														
Radium-228	U	-0.186	+/-1.42	2.64	+/-1.42	3.00	pCi/L			AH4	04/30/25	1038	2786104	1
Rad Radium-226														
Lucas Cell, Ra226, Liquid "As Received"														
Radium-226		2.58	+/-0.726	0.363	+/-0.878	1.00	pCi/L			RS2	05/05/25	0941	2787780	2

The following Analytical Methods were performed

Method	Description
1	EPA 904.0/SW846 9320 Modified
2	EPA 903.1 Modified

Surrogate/Tracer Recovery	Test	Batch ID	Recovery%	Acceptable Limits
Barium-133 Tracer	GFPC Ra228, Liquid "As Received"	2786104	94.7	(15%-125%)

Notes:

The MDC is a sample specific MDC.
TPU and Counting Uncertainty are calculated at the 95% confidence level (1.96-sigma).

Column headers are defined as follows:

DF: Dilution Factor
DL: Detection Limit
Lc/LC: Critical Level
MDA: Minimum Detectable Activity
MDC: Minimum Detectable Concentration
Mtd.: Method
PF: Prep Factor
RL: Reporting Limit
TPU: Total Propagated Uncertainty

GEL LABORATORIES LLC

2040 Savage Road Charleston SC 29407 - (843) 556-8171 - www.gel.com

Certificate of Analysis

Company : ALS Group USA, Corp
Address : 3352 128th Ave

Holland, Michigan 49424 — Report Date: May 13, 2025

Contact: Jodi Blouw
Project: Holland - Blouw L2

Client Sample ID: SMMS-MW-9-041725 — Project: ALSE00923
Sample ID: 720638004 — Client ID: ALSE001
Matrix: Water
Collect Date: 17-APR-25
Receive Date: 22-APR-25
Collector: Client

Parameter	Qualifier	Result	Uncertainty	MDC	TPU	RL	Units	PF	DF	Analyst	Date	Time	Batch	Mtd.
Rad Gas Flow Proportional Counting														
GFPC Ra228, Liquid "As Received"														
Radium-228	U	0.676	+/-0.861	1.47	+/-0.882	3.00	pCi/L			AH4	04/30/25	1037	2786104	1
Rad Radium-226														
Lucas Cell, Ra226, Liquid "As Received"														
Radium-226	U	0.331	+/-0.296	0.388	+/-0.303	1.00	pCi/L			RS2	05/05/25	0941	2787780	2

The following Analytical Methods were performed

Method	Description
1	EPA 904.0/SW846 9320 Modified
2	EPA 903.1 Modified

Surrogate/Tracer Recovery	Test	Batch ID	Recovery%	Acceptable Limits
Barium-133 Tracer	GFPC Ra228, Liquid "As Received"	2786104	87.5	(15%-125%)

Notes:

The MDC is a sample specific MDC.
TPU and Counting Uncertainty are calculated at the 95% confidence level (1.96-sigma).

Column headers are defined as follows:

DF: Dilution Factor
DL: Detection Limit
Lc/LC: Critical Level
MDA: Minimum Detectable Activity
MDC: Minimum Detectable Concentration
Mtd.: Method
PF: Prep Factor
RL: Reporting Limit
TPU: Total Propagated Uncertainty

GEL LABORATORIES LLC

2040 Savage Road Charleston SC 29407 - (843) 556-8171 - www.gel.com

Certificate of Analysis

Company : ALS Group USA, Corp
Address : 3352 128th Ave

Holland, Michigan 49424 — Report Date: May 13, 2025

Contact: Jodi Blouw
Project: Holland - Blouw L2

Client Sample ID: SMMS-MW-2-041725
Sample ID: 720638005
Matrix: Water
Collect Date: 17-APR-25
Receive Date: 22-APR-25
Collector: Client

Project: ALSE00923
Client ID: ALSE001

Parameter	Qualifier	Result	Uncertainty	MDC	TPU	RL	Units	PF	DF	Analyst	Date	Time	Batch	Mtd.
Rad Gas Flow Proportional Counting														
GFPC Ra228, Liquid "As Received"														
Radium-228	U	1.33	+/-1.58	2.66	+/-1.62	3.00	pCi/L			AH4	04/30/25	1038	2786104	1
Rad Radium-226														
Lucas Cell, Ra226, Liquid "As Received"														
Radium-226		0.602	+/-0.377	0.335	+/-0.390	1.00	pCi/L			RS2	05/05/25	1016	2787780	2

The following Analytical Methods were performed

Method	Description
1	EPA 904.0/SW846 9320 Modified
2	EPA 903.1 Modified

Surrogate/Tracer Recovery	Test	Batch ID	Recovery%	Acceptable Limits
Barium-133 Tracer	GFPC Ra228, Liquid "As Received"	2786104	93.7	(15%-125%)

Notes:

The MDC is a sample specific MDC.
TPU and Counting Uncertainty are calculated at the 95% confidence level (1.96-sigma).

Column headers are defined as follows:

DF: Dilution Factor
DL: Detection Limit
Lc/LC: Critical Level
MDA: Minimum Detectable Activity
MDC: Minimum Detectable Concentration
Mtd.: Method
PF: Prep Factor
RL: Reporting Limit
TPU: Total Propagated Uncertainty

GEL LABORATORIES LLC

2040 Savage Road Charleston SC 29407 - (843) 556-8171 - www.gel.com

Certificate of Analysis

Company : ALS Group USA, Corp
Address : 3352 128th Ave

Holland, Michigan 49424 — Report Date: May 13, 2025

Contact: Jodi Blouw
Project: Holland - Blouw L2

Client Sample ID: SMMS-MW-5-041725 — Project: ALSE00923
Sample ID: 720638006 — Client ID: ALSE001
Matrix: Water
Collect Date: 17-APR-25
Receive Date: 22-APR-25
Collector: Client

Parameter	Qualifier	Result	Uncertainty	MDC	TPU	RL	Units	PF	DF	Analyst	Date	Time	Batch	Mtd.
Rad Gas Flow Proportional Counting														
GFPC Ra228, Liquid "As Received"														
Radium-228	U	0.669	+/-0.989	1.72	+/-1.01	3.00	pCi/L			AH4	04/30/25	1037	2786104	1
Rad Radium-226														
Lucas Cell, Ra226, Liquid "As Received"														
Radium-226		4.37	+/-0.875	0.558	+/-1.21	1.00	pCi/L			MJ2	05/08/25	1002	2787782	2

The following Analytical Methods were performed

Method	Description
1	EPA 904.0/SW846 9320 Modified
2	EPA 903.1 Modified

Surrogate/Tracer Recovery	Test	Batch ID	Recovery%	Acceptable Limits
Barium-133 Tracer	GFPC Ra228, Liquid "As Received"	2786104	76.6	(15%-125%)

Notes:

The MDC is a sample specific MDC.
TPU and Counting Uncertainty are calculated at the 95% confidence level (1.96-sigma).

Column headers are defined as follows:

DF: Dilution Factor
DL: Detection Limit
Lc/LC: Critical Level
MDA: Minimum Detectable Activity
MDC: Minimum Detectable Concentration
Mtd.: Method
PF: Prep Factor
RL: Reporting Limit
TPU: Total Propagated Uncertainty

GEL LABORATORIES LLC

2040 Savage Road Charleston SC 29407 - (843) 556-8171 - www.gel.com

Certificate of Analysis

Company : ALS Group USA, Corp
Address : 3352 128th Ave

Holland, Michigan 49424 — Report Date: May 13, 2025

Contact: Jodi Blouw
Project: Holland - Blouw L2

Client Sample ID: SMMS-P-1-041725
Sample ID: 720638007
Matrix: Water
Collect Date: 17-APR-25
Receive Date: 22-APR-25
Collector: Client

Project: ALSE00923
Client ID: ALSE001

Parameter	Qualifier	Result	Uncertainty	MDC	TPU	RL	Units	PF	DF	Analyst	Date	Time	Batch	Mtd.
Rad Gas Flow Proportional Counting														
GFPC Ra228, Liquid "As Received"														
Radium-228	U	1.95	+/-1.63	2.67	+/-1.72	3.00	pCi/L			AH4	04/30/25	1038	2786104	1
Rad Radium-226														
Lucas Cell, Ra226, Liquid "As Received"														
Radium-226	U	0.344	+/-0.289	0.376	+/-0.294	1.00	pCi/L			MJ2	05/08/25	1037	2787782	2

The following Analytical Methods were performed

Method	Description
1	EPA 904.0/SW846 9320 Modified
2	EPA 903.1 Modified

Surrogate/Tracer Recovery	Test	Batch ID	Recovery%	Acceptable Limits
Barium-133 Tracer	GFPC Ra228, Liquid "As Received"	2786104	90.7	(15%-125%)

Notes:

The MDC is a sample specific MDC.
TPU and Counting Uncertainty are calculated at the 95% confidence level (1.96-sigma).

Column headers are defined as follows:

DF: Dilution Factor
DL: Detection Limit
Lc/LC: Critical Level
MDA: Minimum Detectable Activity
MDC: Minimum Detectable Concentration
Mtd.: Method
PF: Prep Factor
RL: Reporting Limit
TPU: Total Propagated Uncertainty

GEL LABORATORIES LLC

2040 Savage Road Charleston SC 29407 - (843) 556-8171 - www.gel.com

Certificate of Analysis

Company : ALS Group USA, Corp
Address : 3352 128th Ave

Holland, Michigan 49424 — Report Date: May 13, 2025

Contact: Jodi Blouw
Project: Holland - Blouw L2

Client Sample ID: SMMS-MW-6-041725 — Project: ALSE00923
Sample ID: 720638008 — Client ID: ALSE001
Matrix: Water
Collect Date: 17-APR-25
Receive Date: 22-APR-25
Collector: Client

Parameter	Qualifier	Result	Uncertainty	MDC	TPU	RL	Units	PF	DF	Analyst	Date	Time	Batch	Mtd.
Rad Gas Flow Proportional Counting														
GFPC Ra228, Liquid "As Received"														
Radium-228	U	0.278	+/-0.921	1.70	+/-0.925	3.00	pCi/L			AH4	04/30/25	1037	2786104	1
Rad Radium-226														
Lucas Cell, Ra226, Liquid "As Received"														
Radium-226		0.748	+/-0.370	0.377	+/-0.403	1.00	pCi/L			MJ2	05/08/25	1037	2787782	2

The following Analytical Methods were performed

Method	Description
1	EPA 904.0/SW846 9320 Modified
2	EPA 903.1 Modified

Surrogate/Tracer Recovery	Test	Batch ID	Recovery%	Acceptable Limits
Barium-133 Tracer	GFPC Ra228, Liquid "As Received"	2786104	84.4	(15%-125%)

Notes:

The MDC is a sample specific MDC.
TPU and Counting Uncertainty are calculated at the 95% confidence level (1.96-sigma).

Column headers are defined as follows:

DF: Dilution Factor
DL: Detection Limit
Lc/LC: Critical Level
MDA: Minimum Detectable Activity
MDC: Minimum Detectable Concentration
Mtd.: Method
PF: Prep Factor
RL: Reporting Limit
TPU: Total Propagated Uncertainty

GEL LABORATORIES LLC

2040 Savage Road Charleston SC 29407 - (843) 556-8171 - www.gel.com

Certificate of Analysis

Company : ALS Group USA, Corp
Address : 3352 128th Ave

Holland, Michigan 49424 — Report Date: May 13, 2025

Contact: Jodi Blouw
Project: Holland - Blouw L2

Client Sample ID: SMMS-MW-11D-041725 — Project: ALSE00923
Sample ID: 720638009 — Client ID: ALSE001
Matrix: Water
Collect Date: 17-APR-25
Receive Date: 22-APR-25
Collector: Client

Parameter	Qualifier	Result	Uncertainty	MDC	TPU	RL	Units	PF	DF	Analyst	Date	Time	Batch	Mtd.
Rad Gas Flow Proportional Counting														
GFPC Ra228, Liquid "As Received"														
Radium-228		1.73	+/-1.13	1.70	+/-1.23	3.00	pCi/L			AH4	04/30/25	1037	2786104	1
Rad Radium-226														
Lucas Cell, Ra226, Liquid "As Received"														
Radium-226	U	0.553	+/-0.452	0.674	+/-0.459	1.00	pCi/L			MJ2	05/08/25	1037	2787782	2

The following Analytical Methods were performed

Method	Description
1	EPA 904.0/SW846 9320 Modified
2	EPA 903.1 Modified

Surrogate/Tracer Recovery	Test	Batch ID	Recovery%	Acceptable Limits
Barium-133 Tracer	GFPC Ra228, Liquid "As Received"	2786104	79.1	(15%-125%)

Notes:

The MDC is a sample specific MDC.
TPU and Counting Uncertainty are calculated at the 95% confidence level (1.96-sigma).

Column headers are defined as follows:

DF: Dilution Factor
DL: Detection Limit
Lc/LC: Critical Level
MDA: Minimum Detectable Activity
MDC: Minimum Detectable Concentration
Mtd.: Method
PF: Prep Factor
RL: Reporting Limit
TPU: Total Propagated Uncertainty

GEL LABORATORIES LLC

2040 Savage Road Charleston SC 29407 - (843) 556-8171 - www.gel.com

Certificate of Analysis

Company : ALS Group USA, Corp
Address : 3352 128th Ave

Holland, Michigan 49424 — Report Date: May 13, 2025

Contact: Jodi Blouw
Project: Holland - Blouw L2

Client Sample ID: SMMS-EB-01-041725
Sample ID: 720638010
Matrix: Water
Collect Date: 17-APR-25
Receive Date: 22-APR-25
Collector: Client

Project: ALSE00923
Client ID: ALSE001

Parameter	Qualifier	Result	Uncertainty	MDC	TPU	RL	Units	PF	DF	Analyst	Date	Time	Batch	Mtd.
Rad Gas Flow Proportional Counting														
GFPC Ra228, Liquid "As Received"														
Radium-228	U	1.84	+/-1.53	2.48	+/-1.61	3.00	pCi/L			AH4	04/30/25	1038	2786104	1
Rad Radium-226														
Lucas Cell, Ra226, Liquid "As Received"														
Radium-226	U	0.536	+/-0.382	0.551	+/-0.394	1.00	pCi/L			MJ2	05/08/25	1037	2787782	2

The following Analytical Methods were performed

Method	Description
1	EPA 904.0/SW846 9320 Modified
2	EPA 903.1 Modified

Surrogate/Tracer Recovery	Test	Batch ID	Recovery%	Acceptable Limits
Barium-133 Tracer	GFPC Ra228, Liquid "As Received"	2786104	88.2	(15%-125%)

Notes:

The MDC is a sample specific MDC.
TPU and Counting Uncertainty are calculated at the 95% confidence level (1.96-sigma).

Column headers are defined as follows:

DF: Dilution Factor
DL: Detection Limit
Lc/LC: Critical Level
MDA: Minimum Detectable Activity
MDC: Minimum Detectable Concentration
Mtd.: Method
PF: Prep Factor
RL: Reporting Limit
TPU: Total Propagated Uncertainty

GEL LABORATORIES LLC

2040 Savage Road Charleston SC 29407 - (843) 556-8171 - www.gel.com

Certificate of Analysis

Company : ALS Group USA, Corp
Address : 3352 128th Ave
Holland, Michigan 49424
Report Date: May 13, 2025
Contact: Jodi Blouw
Project: Holland - Blouw L2

Client Sample ID: SMMS-MW-14S-0411725
Sample ID: 720638011
Matrix: Water
Collect Date: 18-APR-25
Receive Date: 22-APR-25
Collector: Client
Project: ALSE00923
Client ID: ALSE001

Parameter	Qualifier	Result	Uncertainty	MDC	TPU	RL	Units	PF	DF	Analyst	Date	Time	Batch	Mtd.
Rad Gas Flow Proportional Counting														
GFPC Ra228, Liquid "As Received"														
Radium-228	U	0.954	+/-0.938	1.51	+/-0.977	3.00	pCi/L			AH4	04/30/25	1037	2786104	1
Rad Radium-226														
Lucas Cell, Ra226, Liquid "As Received"														
Radium-226		1.78	+/-0.622	0.487	+/-0.729	1.00	pCi/L			MJ2	05/08/25	1037	2787782	2

The following Analytical Methods were performed

Method	Description
1	EPA 904.0/SW846 9320 Modified
2	EPA 903.1 Modified

Surrogate/Tracer Recovery	Test	Batch ID	Recovery%	Acceptable Limits
Barium-133 Tracer	GFPC Ra228, Liquid "As Received"	2786104	66.8	(15%-125%)

Notes:

The MDC is a sample specific MDC.
TPU and Counting Uncertainty are calculated at the 95% confidence level (1.96-sigma).

Column headers are defined as follows:

DF: Dilution Factor
DL: Detection Limit
Lc/LC: Critical Level
MDA: Minimum Detectable Activity
MDC: Minimum Detectable Concentration
Mtd.: Method
PF: Prep Factor
RL: Reporting Limit
TPU: Total Propagated Uncertainty

GEL LABORATORIES LLC

2040 Savage Road Charleston SC 29407 - (843) 556-8171 - www.gel.com

Certificate of Analysis

Company : ALS Group USA, Corp
Address : 3352 128th Ave

Holland, Michigan 49424 — Report Date: May 13, 2025

Contact: Jodi Blouw
Project: Holland - Blouw L2

Client Sample ID: SMMS-MW-13S-041725 — Project: ALSE00923
Sample ID: 720638012 — Client ID: ALSE001
Matrix: Water
Collect Date: 18-APR-25
Receive Date: 22-APR-25
Collector: Client

Parameter	Qualifier	Result	Uncertainty	MDC	TPU	RL	Units	PF	DF	Analyst	Date	Time	Batch	Mtd.
Rad Gas Flow Proportional Counting														
GFPC Ra228, Liquid "As Received"														
Radium-228	U	1.79	+/-1.21	1.88	+/-1.31	3.00	pCi/L			AH4	04/30/25	1037	2786104	1
Rad Radium-226														
Lucas Cell, Ra226, Liquid "As Received"														
Radium-226		0.641	+/-0.412	0.577	+/-0.433	1.00	pCi/L			MJ2	05/08/25	1037	2787782	2

The following Analytical Methods were performed

Method	Description
1	EPA 904.0/SW846 9320 Modified
2	EPA 903.1 Modified

Surrogate/Tracer Recovery	Test	Batch ID	Recovery%	Acceptable Limits
Barium-133 Tracer	GFPC Ra228, Liquid "As Received"	2786104	85.8	(15%-125%)

Notes:

The MDC is a sample specific MDC.
TPU and Counting Uncertainty are calculated at the 95% confidence level (1.96-sigma).

Column headers are defined as follows:

DF: Dilution Factor
DL: Detection Limit
Lc/LC: Critical Level
MDA: Minimum Detectable Activity
MDC: Minimum Detectable Concentration
Mtd.: Method
PF: Prep Factor
RL: Reporting Limit
TPU: Total Propagated Uncertainty

GEL LABORATORIES LLC

2040 Savage Road Charleston SC 29407 - (843) 556-8171 - www.gel.com

Certificate of Analysis

Company : ALS Group USA, Corp
Address : 3352 128th Ave

Holland, Michigan 49424 — Report Date: May 13, 2025

Contact: Jodi Blouw
Project: Holland - Blouw L2

Client Sample ID: SMMS-FB-02-041725
Sample ID: 720638013
Matrix: Water
Collect Date: 18-APR-25
Receive Date: 22-APR-25
Collector: Client

Project: ALSE00923
Client ID: ALSE001

Parameter	Qualifier	Result	Uncertainty	MDC	TPU	RL	Units	PF	DF	Analyst	Date	Time	Batch	Mtd.
Rad Gas Flow Proportional Counting														
GFPC Ra228, Liquid "As Received"														
Radium-228	U	1.46	+/-1.11	1.74	+/-1.19	3.00	pCi/L			AH4	04/30/25	1037	2786104	1
Rad Radium-226														
Lucas Cell, Ra226, Liquid "As Received"														
Radium-226	U	0.569	+/-0.436	0.657	+/-0.447	1.00	pCi/L			MJ2	05/08/25	1037	2787782	2

The following Analytical Methods were performed

Method	Description
1	EPA 904.0/SW846 9320 Modified
2	EPA 903.1 Modified

Surrogate/Tracer Recovery	Test	Batch ID	Recovery%	Acceptable Limits
Barium-133 Tracer	GFPC Ra228, Liquid "As Received"	2786104	77.3	(15%-125%)

Notes:

The MDC is a sample specific MDC.
TPU and Counting Uncertainty are calculated at the 95% confidence level (1.96-sigma).

Column headers are defined as follows:

DF: Dilution Factor
DL: Detection Limit
Lc/LC: Critical Level
MDA: Minimum Detectable Activity
MDC: Minimum Detectable Concentration
Mtd.: Method
PF: Prep Factor
RL: Reporting Limit
TPU: Total Propagated Uncertainty

GEL LABORATORIES LLC

2040 Savage Road Charleston SC 29407 - (843) 556-8171 - www.gel.com

Certificate of Analysis

Company : ALS Group USA, Corp
Address : 3352 128th Ave

Holland, Michigan 49424 — Report Date: May 13, 2025

Contact: Jodi Blouw
Project: Holland - Blouw L2

Client Sample ID: SMMS-M-99B-041725 — Project: ALSE00923
Sample ID: 720638014 — Client ID: ALSE001
Matrix: Water
Collect Date: 18-APR-25
Receive Date: 22-APR-25
Collector: Client

Parameter	Qualifier	Result	Uncertainty	MDC	TPU	RL	Units	PF	DF	Analyst	Date	Time	Batch	Mtd.
Rad Gas Flow Proportional Counting														
GFPC Ra228, Liquid "As Received"														
Radium-228	U	0.886	+/-1.05	1.78	+/-1.08	3.00	pCi/L			AH4	04/30/25	1038	2786104	1
Rad Radium-226														
Lucas Cell, Ra226, Liquid "As Received"														
Radium-226	U	0.327	+/-0.393	0.661	+/-0.398	1.00	pCi/L			MJ2	05/08/25	1037	2787782	2

The following Analytical Methods were performed

Method	Description
1	EPA 904.0/SW846 9320 Modified
2	EPA 903.1 Modified

Surrogate/Tracer Recovery	Test	Batch ID	Recovery%	Acceptable Limits
Barium-133 Tracer	GFPC Ra228, Liquid "As Received"	2786104	67.8	(15%-125%)

Notes:

The MDC is a sample specific MDC.
TPU and Counting Uncertainty are calculated at the 95% confidence level (1.96-sigma).

Column headers are defined as follows:

DF: Dilution Factor
DL: Detection Limit
Lc/LC: Critical Level
MDA: Minimum Detectable Activity
MDC: Minimum Detectable Concentration
Mtd.: Method
PF: Prep Factor
RL: Reporting Limit
TPU: Total Propagated Uncertainty

QC Summary

Report Date: May 13, 2025
Page 1 of 3

Client : **ALS Group USA, Corp**
3352 128th Ave

Holland, Michigan

Contact: **Jodi Blouw**

Workorder: **720638**

Parmname	NOM	Sample	Qual	QC	Units	RPD%	REC%	Range	Anlst	Date Time
Rad Gas Flow										
Batch 2786104										
QC1206080687 720638001 DUP										
Radium-228		2.34	U	0.746	pCi/L	103*		(0% - 100%)	AH4	04/30/2510:38
	Uncert:	+/-1.34		+/-1.39						
	TPU:	+/-1.49		+/-1.41						
QC1206080688 LCS										
Radium-228	28.0			29.9	pCi/L		107	(75%-125%)	AH4	04/30/2511:05
	Uncert:			+/-1.91						
	TPU:			+/-8.60						
QC1206080686 MB										
Radium-228			U	0.640	pCi/L				AH4	04/30/2510:37
	Uncert:			+/-0.546						
	TPU:			+/-0.574						
Rad Ra-226										
Batch 2787780										
QC1206084309 720638003 DUP										
Radium-226		2.58		2.48	pCi/L	3.93		(0%-20%)	RS2	05/05/2510:52
	Uncert:	+/-0.726		+/-0.730						
	TPU:	+/-0.878		+/-0.828						
QC1206084311 LCS										
Radium-226	27.0			26.8	pCi/L		99.2	(75%-125%)	RS2	05/05/2511:28
	Uncert:			+/-2.59						
	TPU:			+/-5.05						
QC1206084308 MB										
Radium-226			U	0.354	pCi/L				RS2	05/05/2510:52
	Uncert:			+/-0.315						
	TPU:			+/-0.320						
QC1206084310 720638003 MS										
Radium-226	131	2.58		146	pCi/L		109	(75%-125%)	RS2	05/05/2510:52
	Uncert:	+/-0.726		+/-12.2						
	TPU:	+/-0.878		+/-30.6						
Batch 2787782										
QC1206084316 720638011 DUP										
Radium-226		1.78		0.718	pCi/L	85.1		(0% - 100%)	MJ2	05/08/2511:46
	Uncert:	+/-0.622		+/-0.414						
	TPU:	+/-0.729		+/-0.440						
QC1206084318 LCS										
Radium-226	27.2			21.8	pCi/L		80.2	(75%-125%)	MJ2	05/08/2511:46
	Uncert:			+/-2.11						
	TPU:			+/-4.28						
QC1206084315 MB										
Radium-226			U	0.230	pCi/L				MJ2	05/08/2510:02

QC Summary

Workorder: **720638**

Parmname	NOM	Sample	Qual	QC	Units	RPD%	REC%	Range	Anlst	Date Time
Rad Ra-226										
Batch 2787782										
	Uncert:			+/-0.281						
	TPU:			+/-0.284						
QC1206084317 720638011 MS										
Radium-226	128	1.78		101	pCi/L		77.5	(75%-125%)	MJ2	05/08/2511:46
	Uncert:	+/-0.622		+/-8.40						
	TPU:	+/-0.729		+/-21.8						

Notes:

TPU and Counting Uncertainty are calculated at the 95% confidence level (1.96-sigma).

The Qualifiers in this report are defined as follows:

U	Analyte was analyzed for, but not detected above the MDL, MDA, MDC or LOD.
J	Value is estimated
X	Consult Case Narrative, Data Summary package, or Project Manager concerning this qualifier
H	Analytical holding time was exceeded
<	Result is less than value reported
>	Result is greater than value reported
UI	Gamma Spectroscopy--Uncertain identification
BD	Results are either below the MDC or tracer recovery is low
h	Preparation or preservation holding time was exceeded
R	Sample results are rejected
^	RPD of sample and duplicate evaluated using +/-RL. Concentrations are <5X the RL. Qualifier Not Applicable for Radiochemistry.
N/A	RPD or %Recovery limits do not apply.
ND	Analyte concentration is not detected above the detection limit
M	M if above MDC and less than LLD
NJ	Consult Case Narrative, Data Summary package, or Project Manager concerning this qualifier
FA	Failed analysis.
UJ	Gamma Spectroscopy--Uncertain identification
Q	One or more quality control criteria have not been met. Refer to the applicable narrative or DER.
K	Analyte present. Reported value may be biased high. Actual value is expected to be lower.
UL	Not considered detected. The associated number is the reported concentration, which may be inaccurate due to a low bias.
L	Analyte present. Reported value may be biased low. Actual value is expected to be higher.
N1	See case narrative
Y	Other specific qualifiers were required to properly define the results. Consult case narrative.
**	Analyte is a Tracer compound
M	REMP Result > MDC/CL and < RDL
x	Subaliquot was taken. See Case Narrative for details.

QC Summary

Workorder: **720638**

Parmname	NOM	Sample	Qual	QC	Units	RPD%	REC%	Range	Anlst	Date Time

N/A indicates that spike recovery limits do not apply when sample concentration exceeds spike conc. by a factor of 4 or more or %RPD not applicable.
** Indicates analyte is a surrogate/tracer compound.
^ The Relative Percent Difference (RPD) obtained from the sample duplicate (DUP) is evaluated against the acceptence criteria when the sample is greater than five times (5X) the contract required detection limit (RL). In cases where either the sample or duplicate value is less than 5X the RL, a control limit of +/- the RL is used to evaluate the DUP result.
For PS, PSD, and SDILT results, the values listed are the measured amounts, not final concentrations.

Where the analytical method has been performed under NELAP certification, the analysis has met all of the requirements of the NELAC standard unless qualified on the QC Summary.

ALS Group USA, Corp.
3352 128th Ave Holland Michigan 49424 United States
T+1 616 399 6070 | F

720638

right solutions. right partner.

Subcontract Chain of Custody

SAMPLING STATE:

COC ID: HN2505121

Subcontract To:
GEL Laboratories - Charleston, SC TEL: (843) 556-8171
2040 Savage Road FAX: (866) 624-0132
Charleston South Carolina 29407

Due Date: 05/12/2025
Analysis Report Format: ALS Standard – Level II
Electronic Data Deliverable: ERM_EQUIS_CAN

Customer Information		Project Information		Parameter/Method Request for Analysis	
Purchase Order		Project Name	Civil & Environmental Consultants, Inc.	A	EPA 903.1 Mod - Radium-226 (EXT SUB)
Work Order	HN2505121			B	EPA 904.0 - Radium-228 (EXT SUB)
Company Name	Holland - Environmental	Bill To Company	Holland - Environmental	C	
Send Report To	Jodi Blouw	Inv Attn	Accounts Payable	D	
Address	3352 128th Ave	Address	3352 128th Ave	E	
				F	
City/State/Zip	Holland, MI 49424	City/State/Zip	Holland, MI 49424	G	
Phone	+1 616 399 6070	Phone	+1 616 399 6070	H	
Fax		Fax		I	
Email Address	jodi.blouw@alsglobal.com			J	

ALS Sample ID	Client Sample ID	Matrix	Collection Date	Bottle	A	B	C	D	E	F	G	H	I	J
HN2505121-001	SMMS-MW-115-041725	Water	04/17/2025 08:32	001-AA	x	x								
HN2505121-002	SMMS-P-2-041725	Water	04/17/2025 09:40	002-AA	x	x								
HN2505121-003	SMMS-MW-10D-041725	Water	04/17/2025 10:19	003-AA	x	x								
HN2505121-004	SMMS-MW-9-041725	Water	04/17/2025 11:13	004-AA	x	x								
HN2505121-005	SMMS-MW-2-041725	Water	04/17/2025 12:52	005-AA	x	x								
HN2505121-006	SMMS-MW-5-041725	Water	04/17/2025 13:08	006-AA	x	x								
HN2505121-007	SMMS-P-1-041725	Water	04/17/2025 14:08	007-AA	x	x								
HN2505121-008	SMMS-MW-6-041725	Water	04/17/2025 14:20	008-AA	x	x								
HN2505121-009	SMMS-MW-11D-041725	Water	04/17/2025 15:23	009-AA	x	x								
HN2505121-010	SMMS-EB-01-041725	Water	04/17/2025 11:20	010-AA	x	x								
HN2505121-011	SMMS-MW-14S-041725	Water	04/18/2025 09:15	011-AA	x	x								
HN2505121-012	SMMS-MW-13S-041725	Water	04/18/2025 11:25	012-AA	x	x								
HN2505121-013	SMMS-FB-02-041725	Water	04/18/2025 11:45	013-AA	x	x								
HN2505121-014	SMMS-M-99B-041725	Water	04/18/2025 15:00	014-AA	x	x								

Relinquished by	Date Time	Received by	Date Time	Cooler ID's
[signature]	4-21-25	[signature]	4/22/25 0945	
Relinquished by	Date Time	Received by	Date Time	

GEL Laboratories LLC

SAMPLE RECEIPT & REVIEW FORM

Client: ALSE | SDG/AR/COC/Work Order: 720638 | GEL PM:

Received By: QG | Date Received at GEL: 4/22/25

Carrier (Circle Applicable)
FedEx Express FedEx Ground UPS Field Services Courier Client Other:

IR Temp gun # IR1-23 Daily Calibration Performed? Y N

Tracking Number	Temp (C)	If over 6 °C, check if samples do not require cold preservation (ie radiochem only).	Tracking Number	Temp (C)	If over 6 °C, check if samples do not require cold preservation (ie radiochem only).
4308 9606 9675	15°C	rchem			
4308 9606 9620	12°C	rchem			
4308 9606 9689	17°C	rchem			

Suspected Hazard Information	Yes	No	*If Net Counts > 100cpm on samples not marked "radioactive", contact the Radiation Safety Group for further investigation.
A) Shipped as a DOT Hazardous?		✓	Hazard Class Shipped: UN#: If UN2910, Is the Radioactive Shipment Survey Compliant? Yes___ No___
B) Did the client designate the samples are to be received as radioactive?		✓	COC notation or radioactive stickers on containers equal client designation.
C) Did the RSO classify the samples as radioactive?		✓	Maximum Net Counts Observed* (Observed Counts - Area Background Counts): 0 CPM / mR/Hr. Classified as: Rad 1 Rad 2 Rad 3
D) Are there any sample hazards to document?		✓	If yes, select Hazards below. PCBs Flammable Foreign Soil RCRA Asbestos Beryllium Corrosive Other:
E) Was a SDS received and reviewed by Lab Safety?		✓	Circle Applicable: See additional Comments below. No additional comments needed after review.

	Sample Receipt Criteria	Yes	NA	No	Comments/Qualifiers (Required for Non-Conforming Items)
1	Shipping containers received intact and sealed?	✓			Circle Applicable: Direct client dropoff Seals broken Damaged container Leaking container Other (describe)
2	Chain of custody documents included with shipment?	✓			Circle Applicable: Client contacted and provided COC COC created upon receipt
3	If there are samples requiring cold preservation, did they arrive within (0 < 6 °C)?		✓		Preservation Method: Wet Ice Ice Packs Dry Ice None Other: *all temperatures recorded next to tracking numbers are in Celcius
4	Sample containers intact and sealed?			✓	Circle Applicable: Seals broken Damaged container Leaking container Other (describe) SMMS-MW-6-041725 empty
5	Samples requiring chemical preservation at proper pH?			✓	Preserved per COC request or list Sample IDs and Containers Affected: All. If Preservation added, Lot#: 2603 12BP
6	Do any samples require Volatile Analysis? (If yes, answer all three additional questions.)			✓	If Yes, are Encores or Soil Kits present? Yes___ No___ (If yes, take to VOA Freezer). Do liquid VOA vials contain acid preservation? Yes___ No___ NA___ (If unknown, select No). Are liquid VOA vials free of headspace? Yes___ No___ NA___. Sample IDs and containers affected:
7	Samples received within holding time?			✓	IDs and tests affected:
8	Sample IDs on COC match IDs on bottles?			✓	IDs and containers affected: client has SMMS-EB-01-041725 as "FB-01" date and time match.
9	Date & time on COC match date & time on bottles?	✓			Circle Applicable: No dates on containers No times on containers COC missing info Other (describe)
10	Number of containers received match number indicated on COC?	✓			Circle Applicable: No container count on COC Missing Container (provide details) Other (describe)
11	Are sample containers identifiable as GEL provided by use of GEL labels?	✓			
12	COC form is properly signed in relinquished/received sections?	✓			Circle Applicable: Not relinquished Other (describe)

Comments:
Client has SMMS-MW-11S-041725 as "MW-11S" date and time match

PM (or PM(A) review: Initials QM Date 4/24/25

☐ Continuation Form Required when selected

List of current GEL Certifications as of 13 May 2025

State	Certification
Alabama	42200
Alaska	17-018
Alaska Drinking Water	SC00012
Arkansas	88-00651
CLIA	42D0904046
California	2940
Colorado	SC00012
Connecticut	PH-0169
DoD ELAP/ ISO17025 A2LA	2567.01
Florida NELAP	E87156
Foreign Soils Permit	525-24-281-19660
Georgia	SC00012
Georgia SDWA	967
Hawaii	SC00012
Idaho	SC00012
Illinois NELAP	200029
Indiana	C-SC-01
Kansas NELAP	E-10332
Kentucky SDWA	KY90129
Kentucky Wastewater	KY90129
Louisiana Drinking Water	LA024
Louisiana NELAP	03046 (AI33904)
Maine	2023019
Maryland	270
Massachusetts	M-SC012
Massachusetts PFAS Approv	Letter
Michigan	9976
Mississippi	SC00012
Nebraska	NE-OS-26-13
Nevada	NV-C24-00175
New Hampshire NELAP	205424
New Jersey NELAP	SC002
New Mexico	SC00012
New York NELAP	11501
North Carolina	233
North Carolina SDWA	45709
North Dakota	R-158
Oklahoma	2023-152
Pennsylvania NELAP	68-00485
Puerto Rico	SC00012
S. Carolina Radiochem	10120002
Sanitation Districts of L	9255651
South Carolina Chemistry	10120001
Tennessee	TN 02934
Texas NELAP	T104704235
Utah NELAP	SC000122024-45
Vermont	VT87156
Virginia NELAP	460202
Washington	C780

Product: **GFPC Ra228, Liquid**
Analytical Method: EPA 904.0/SW846 9320 Modified
Analytical Procedure: GL-RAD-A-063 REV# 5
Analytical Batch: 2786104

The following samples were analyzed using the above methods and analytical procedure•s,.

GEL Sample ID#	Client Sample Identification
720638001	SMMS-MW-115-041725
720638002	SMMS-P-2-041725
720638003	SMMS-MW-10D-041725
720638004	SMMS-MW-9-041725
720638005	SMMS-MW-2-041725
720638006	SMMS-MW-5-041725
720638007	SMMS-P-1-041725
720638008	SMMS-MW-6-041725
720638009	SMMS-MW-11D-041725
720638010	SMMS-EB-01-041725
720638011	SMMS-MW-14S-0411725
720638012	SMMS-MW-13S-041725
720638013	SMMS-FB-02-041725
720638014	SMMS-M-99B-041725
1206080686	Method Blank •MB,
1206080687	720638001•SMMS-MW-115-041725, Sample Duplicate •DUP,
1206080688	Laboratory Control Sample •LCS,

The samples in this SDG were analyzed on an "as received" basis.

Data Summary:

All sample data provided in this report met the acceptance criteria specified in the analytical methods and procedures for initial calibration, continuing calibration, instrument controls and process controls where applicable, with the following exceptions.

Quality Control (QC) Information

Duplication Criteria between QC Sample and Duplicate Sample
The Sample and the Duplicate, •See Below,, did not meet the relative percent difference requirement; however, they do meet the relative error ratio requirement with the value listed below.

Sample	Analyte	Value
1206080687 •SMMS-MW-115-041725DUP,	Radium-228	RPD 103* •0.0%-100.0%, RER 1.53 •0-3,

Product: **Lucas Cell, Ra226, Liquid**
Analytical Method: EPA 903.1 Modified
Analytical Procedure: GL-RAD-A-008 REV# 15
Analytical Batch: 2787780

The following samples were analyzed using the above methods and analytical procedure•s,.

GEL Sample ID#	Client Sample Identification
720638001	SMMS-MW-115-041725
720638002	SMMS-P-2-041725
720638003	SMMS-MW-10D-041725
720638004	SMMS-MW-9-041725
720638005	SMMS-MW-2-041725
1206084308	Method Blank •MB,
1206084309	720638003•SMMS-MW-10D-041725, Sample Duplicate •DUP,
1206084310	720638003•SMMS-MW-10D-041725, Matrix Spike •MS,
1206084311	Laboratory Control Sample •LCS,

The samples in this SDG were analyzed on an "as received" basis.

Data Summary:

All sample data provided in this report met the acceptance criteria specified in the analytical methods and procedures for initial calibration, continuing calibration, instrument controls and process controls where applicable, with the following exceptions.

Miscellaneous Information

Additional Comments
The matrix spike, 1206084310 •SMMS-MW-10D-041725MS,, aliquot was reduced to conserve sample volume.

Product: **Lucas Cell, Ra226, Liquid**
Analytical Method: EPA 903.1 Modified
Analytical Procedure: GL-RAD-A-008 REV# 15
Analytical Batch: 2787782

The following samples were analyzed using the above methods and analytical procedure•s,.

GEL Sample ID#	Client Sample Identification
720638006	SMMS-MW-5-041725
720638007	SMMS-P-1-041725
720638008	SMMS-MW-6-041725
720638009	SMMS-MW-11D-041725
720638010	SMMS-EB-01-041725
720638011	SMMS-MW-14S-0411725
720638012	SMMS-MW-13S-041725
720638013	SMMS-FB-02-041725
720638014	SMMS-M-99B-041725
1206084315	Method Blank •MB,
1206084316	720638011•SMMS-MW-14S-0411725, Sample Duplicate •DUP,
1206084317	720638011•SMMS-MW-14S-0411725, Matrix Spike •MS,
1206084318	Laboratory Control Sample •LCS,

The samples in this SDG were analyzed on an "as received" basis.

Data Summary:

All sample data provided in this report met the acceptance criteria specified in the analytical methods and procedures for initial calibration, continuing calibration, instrument controls and process controls where applicable, with the following exceptions.

Miscellaneous Information

Additional Comments
The matrix spike, 1206084317 (SMMS-MW-14S-0411725MS), aliquot was reduced to conserve sample volume.

Certification Statement

Where the analytical method has been performed under NELAP certification, the analysis has met all of the requirements of the NELAC standard unless otherwise noted in the analytical case narrative.

right solutions.
right partner.

November 03, 2025

Brian Spahlinger
Field & Technical Services, LLC
200 Third Ave.

Carnegie, Pennsylvania 15106

Date Received: **10/01/2025**
Work Order: **HN2514383**

Re: **341-963 Sammis**

Dear Brian,

Enclosed are the results of the sample(s) submitted to our laboratory.

The analytical data provided relates directly to the samples received by ALS Environmental - Holland and for only the analyses requested.

Sample results are compliant with industry accepted practices and Quality Control results achieved laboratory specifications. Any exceptions are noted in the Case Narrative, or noted with qualifiers in the report or QC batch information. Should this laboratory report need to be reproduced, it should be reproduced in full unless written approval has been obtained from ALS Environmental. Samples will be disposed in 30 days unless storage arrangements are made.

If you have any questions regarding this report, please feel free to contact me:
ADDRESS: 3352 128th Avenue, Holland, MI, USA PHONE: +1 (616) 399-6070 FAX: +1 (616) 399-6185

Jodi Blouw
/S/ JODI BLOUW

Project Manager

Client: Field & Technical Services, LLC **Work Order:** HN2514383
Project: 341-963 Sammis **Date Received:** 01-Oct-2025

CASE NARRATIVE

All analyses were performed consistent with the quality assurance program of ALS Environmental. This report contains analytical results for samples for the Tier II level requested by the client.

Sample Receipt

1 groundwater sample was received for analysis at ALS Environmental on 01-Oct-2025. Any discrepancies upon initial sample inspection are annotated on the sample receipt and preservation form included within this report. The samples were stored at minimum in accordance with the analytical method requirements.

SAMPLE DETECTION SUMMARY

This form includes only detections above the limits as presented.

For a full listing of sample results, continue to the Sample Results section of this Report.

CLIENT ID: MW-3			Lab ID: HN2514383-001			
Analyte	**Results**	**Flag**	**MDL**	**MRL**	**Units**	**Method**
Alkalinity as CaCO3	79.4		1.43	2.00	mg/L	SM 2320 B-2021
Arsenic	0.000328	J	0.000190	0.00499	mg/L	EPA 6020B
Arsenic, dissolved	0.000232	J	0.000190	0.00499	mg/L	EPA 6020B
Barium	0.0303		0.000570	0.00499	mg/L	EPA 6020B
Barium, dissolved	0.0299		0.000570	0.00499	mg/L	EPA 6020B
Boron	0.0524		0.0154	0.0200	mg/L	EPA 6020B
Boron, dissolved	0.0469		0.0154	0.0200	mg/L	EPA 6020B
Calcium	38.0		0.221	0.500	mg/L	EPA 6020B
Calcium, dissolved	38.0		0.221	0.500	mg/L	EPA 6020B
Chloride	29.0		3.10	10.0	mg/L	EPA 9056A
Fluoride	0.281		0.0670	0.100	mg/L	EPA 9056A
Lithium	0.00192	J	0.00170	0.01000	mg/L	EPA 6020B
Molybdenum	0.000360	J	0.000330	0.00499	mg/L	EPA 6020B
Molybdenum, dissolved	0.000530	J	0.000330	0.00499	mg/L	EPA 6020B
Potassium	2.22		0.0340	0.200	mg/L	EPA 6020B
Potassium, dissolved	2.20		0.0340	0.200	mg/L	EPA 6020B
Residue-filterable (TDS)	190		36.9	50.0	mg/L	SM 2540 C-2020
Sodium	23.7		0.129	0.200	mg/L	EPA 6020B
Sodium, dissolved	25.4		0.129	0.200	mg/L	EPA 6020B
Sulfate	53.5		1.90	10.0	mg/L	EPA 9056A

SAMPLE SUMMARY

Client: Field & Technical Services, LLC
Project: 341-963 Sammis
Workorder: HN2514383

Laboratory Sample ID	Client Sample ID	Sample Matrix	Collection Date	Date Received
HN2514383-001	MW-3	GROUNDWATER	09/30/25 14:45	10/01/25 10:30

Simi Valley, CA +1 805 526 7161 | Cincinnati, OH +1 513 733 5336 | Fort Collins, CO +1 970 490 1511 | Houston, TX +1 281 530 5656 | Valparaiso, IN +1 219 299 8127 | South Charleston, WV +1 304 356 3168
Kelso, WA +1 360 577 7222 | Everett, WA +1 425 356 2600 | Holland, MI +1 616 399 6070 | Middletown, PA +1 717 944 5541 | Salt Lake City, UT +1 801 266 7700 | Rochester, NY +1 585 288 5380

Chain of Custody Form

Page ____ of ____

COC ID: 077341

ALS Project Manager: | ALS Work Order #:

Customer Information		Project Information		Parameter/Method Request for Analysis	
Purchase Order		Project Name	Sammis Environmental Services	A	6020B - 7470A - Total Metals
Quote #		Project Number	CEC25000-02	B	6020B - 7470A - Dissolved Metals
Company Name	FTS	Bill To Company	CEC	C	2320B - 9056A - 2540C
Send Report To	Angela Gatchie	Invoice Attn	Robert Eaton	D	903 - 904 - Radium 226 + 228
Address	200 3rd Avenue	Address	700 Cherrington Pkwy	E	
				F	
City/State/Zip	Carnegie, PA 15106	City/State/Zip	Moon Twp, PA 15108	G	
Phone	412-428-9411	Phone	412-249-2378	H	
Fax		Fax		I	
e-Mail Address	agatchie@f-ts.com	e-Mail Address		J	

Environmental Division Holland
Work Order Reference
HN2514383

Telephone : +1 616 399 6070

No.	Sample Description	Date	Time	Matrix	Pres.	# Bottles	A	B	C	D	E	F
1	MW-3	9-30-25	1445	GW	2	5	1	1	1	2		
2												
3												
4												
5												
6												
7												
8												
9												
10												

Sampler(s) Please Print & Sign:

Shipment Method:

Turnaround Time in Business Days (BD): ☐ 10 BD ☐ 5 BD ☐ 3 BD ☐ 2 BD ☐ 1 BD ☒ Other: STD

Results Due Date:

Relinquished by: Josh Furman	Date: 9-30-25	Time: 1620	Received by: ALS	9-30-25 1620
Relinquished by: ALS	Date: 9-30-25	Time: 1627	Received by (Laboratory): Fed Ex to Brittany H	10/1/25 1030
Logged by (Laboratory): BH	Date: 10/1/25	Time: 10:55	Checked by (Laboratory):	

Notes: 1620

Cooler ID	Cooler Temp.
1P7	2.0C

QC Package: (Check One Box Below)
☐ Level II Std QC ☐ TRRP Checklist
☐ Level III Std QC/Raw Date ☐ TRRP Level IV
☐ Level IV SW846/CLP
☐ Other _____

Preservative Key: 1-HCl 2-HNO_3 3-H_2SO_4 4-NaOH 5-$Na_2S_2O_3$ 6-$NaHSO_4$ 7-Other 8-4°C 9-5035

Note: 1. Any changes must be made in writing once samples and COC Form have been submitted to ALS Environmental.
2. Unless otherwise agreed in a formal contract, services provided by ALS Environmental are expressly limited to the terms and conditions stated on the reverse.
3. The Chain of Custody is a legal document. All information must be completed accurately.

Copyright 2022 by ALS Environmental
ALS-COC-2022-R00

ALS Holland Sample Receiving Checklist

Received by:	Brittany H
Date/Time:	10/1/25 10:30
Carrier Name:	Fed EX
Shipping container/cooler in good condition?	Yes / No / Not Present
Custody seals intact on shipping container/cooler?	Yes / No / Not Present
Custody seals intact on sample bottles?	Yes / No / Not Present
Chain of Custody present?	Yes / No
COC signed when relinquished and received?	Yes / No
COC agrees with sample labels?	Yes / No
Samples in proper container/bottle?	Yes / No
Sample containers intact?	Yes / No
Sufficient sample volume for indicated test?	Yes / No
All samples received within holding time?	Yes / No
Container/Temp Blank temperature in compliance?	Yes / No
Temperature(s) (°C):	2.0/2.0c
Thermometer(s):	127
Sample(s) received on ice?	Yes / No
Matrix/Matrices:	water
Cooler(s)/Kit(s):	1
Date/Time sample(s) sent to storage:	10/1/25 10:55
Water – VOA vials have zero headspace?	Yes / No / No Vials
Water – pH acceptable upon receipt?	Yes / No / N/A
pH strip lot #: 43	< 2 ✓ > 12 ____ Other ____
pH adjusted (note adjustments below)?	Yes / No / N/A
pH adjusted by:	

Login Notes:

Ref:
Dep:

Date: 30Sep25
Wgt: 30.00 LBS
DV:
Svcs: STANDARD OVERNIGHT AHS
TRCK: 4098 0399 7967

SHIPPING: 0.00
SPECIAL: 0.00
HANDLING: 50.00
TOTAL: 0.00

ORIGIN ID:PITA (616) 344-8085
PATRICK MCADAMS
ALS ENVIRONMENTAL
300 CEDAR RIDGE DRIVE
SUITE 317
PITTSBURGH, PA 15205
UNITED STATES US

SHIP DATE: 30SEP25
ACTWGT: 30.00 LB MAN
CAD: 0521570/CAFE3908

BILL THIRD PARTY

TO **SAMPLE RECEIVING**
ALS ENVIRONMENTAL
3352 128TH AVENUE

HOLLAND MI 49424
(616) 399-6070
INV:
PO:
REF:
DEPT:

58CC3/2422/FE2D

FedEx
Express

TRK# 0201 **4098 0399 7967**

WED - 01 OC
STANDARD OVERN

XG HLMA

4
MI-US C

REPORT QUALIFIERS AND DEFINITIONS

*	Value exceeds Regulatory Limit (if MCL displayed)
a	Analyte is non-accredited
B	Analyte detected in the associated Method Blank above the Reporting Limit
E	Value above quantitation range
H	Analyzed outside of Holding Time
J	Analyte is present at an estimated concentration between the MDL and Report Limit
NC	Not Calculated
ND	Not Detected at the Reporting Limit
O	Sample amount is > 4 times amount spiked
P	Dual Column results percent difference > 40%
R	RPD above laboratory control limit
S	Spike Recovery outside laboratory control limits
U	Analyzed but not detected above the MDL
V	The Continuing Calibration Verification was outside of control criteria
X	Analyte was detected in the Method Blank between the MDL and Reporting Limit, sample results may exhibit background or reagent contamination at the observed level.

Holland Laboratory Certifications[1]

Agency	Type	ID	Issued	Expires
Alabama	Drinking Water (Secondary)	42500	12/17/2024	12/31/2025
Colorado	UST		07/01/2025	06/30/2026
Connecticut	Drinking Water (Secondary)	PH-0155	12/10/2024	12/31/2026
Florida	NELAP (Primary)	E871106	07/01/2025	06/30/2026
Illinois	NELAP (Secondary)	200076	11/14/2024	12/31/2025
Indiana	Drinking Water (Secondary)	C-MI-08	12/31/2024	09/04/2026
Iowa	State Specific	403	09/18/2023	09/01/2025
Kansas	NELAP (Secondary)	E-10411	07/09/2024	07/31/2025
Kentucky	Waste Water	KY98004	12/20/2024	12/31/2025
Kentucky	UST	120474	06/24/2024	06/30/2025
Michigan	Drinking Water (Primary)	0022	12/19/2023	09/04/2026
Minnesota	NELAP (Secondary)	026-999-449	12/17/2024	12/31/2025
Missouri	Drinking Water (Secondary)	01262	11/14/2024	12/30/2027
New Jersey	NELAP (Secondary)	MI015	07/01/2024	6/30/2025
New York	NELAP (Secondary)	12128	04/01/2025	04/01/2026
North Dakota	State Specific	R-192	11/18/2024	06/30/2025
Ohio	Drinking Water (Secondary)	87783	06/26/2025	6/30/2026
Pennsylvania	NELAP (Secondary)	68-03827	06/14/2024	07/31/2025
Texas	NELAP (Secondary)	T104704494	02/12/2025	01/31/2026
USDA	Domestic CA	Soil-MI-007	02/06/2025	08/07/2026
USDA	Soil Import	525-23-62-77572	03/03/2023	03/03/2026
West Virginia	State Specific	355	06/07/2025	08/31/2026
Wisconsin	State Specific	399084510	08/15/2024	08/31/2025

1 - Scope available upon request

ANALYST SUMMARY

Client:	Field & Technical Services, LLC	**Work Order:**	HN2514383
Project:	341-963 Sammis		

Sample Name:	MW-3	**Date Collected:**	09/30/25
Laboratory Code:	HN2514383-001	**Date Received:**	10/01/25
Sample Matrix:	GROUNDWATER		

Analysis Method	Preparation Method	Container ID	Preparation Lot	Prepared By	Analysis Lot	Analyzed By
EPA 6020B	EPA 3015A	001-AE	2253166	Chloe Patrick	3553271	Hunter Johnson
EPA 6020B	EPA 3015A	001-AE	2253166	Chloe Patrick	3556838	Hunter Johnson
EPA 6020B	EPA 3015A	001-AD	2261690	Chloe Patrick	3567703	Stephanie Pierson
EPA 7470A	Method	001-AD	2255926	Maxx Richey	3556836	Maxx Richey
EPA 7470A	Method	001-AE	2253297	Maxx Richey	3552468	Maxx Richey
EPA 9056A	Method	001-AC	2257448	Sage Hansen	3562610	Sage Hansen
EPA 9056A	Method	001-AC	2260859	Sage Hansen	3565830	Sage Hansen
SM 2320 B-2021	SM 2320 B-2021	001-AC	2251488	Kelsey Beaudette	3548473	Kelsey Beaudette
SM 2540 C-2020	SM 2540 C-2015	001-AC	2251765	Karen Hernandez	3557131	Karen Hernandez

Analytical Report

Client:	Field & Technical Services, LLC	**Work Order:**	HN2514383
Project:	341-963 Sammis	**Date Collected:**	09/30/25 14:45
Matrix:	GROUNDWATER	**Date Received:**	10/01/25 10:30

CLIENT ID: MW-3 **Lab ID: HN2514383-001**

Analyte	Method	Results	Qual	Units	MDL	MRL	Dilution Factor	Date Analyzed	Date Extracted
General Chemistry Parameters									
Chloride	EPA 9056A	**29.0**		mg/L	3.10	10.0	10	10/04/25 21:50	10/04/25 08:00
Fluoride	EPA 9056A	**0.281**		mg/L	0.0670	0.100	1	10/06/25 20:54	10/06/25 16:51
Sulfate	EPA 9056A	**53.5**		mg/L	1.90	10.0	10	10/04/25 21:50	10/04/25 08:00
Alkalinity as CaCO3	SM 2320 B-2021	**79.4**		mg/L	1.43	2.00	1	10/01/25 13:39	10/01/25 12:48
Residue-filterable (TDS)	SM 2540 C-2020	**190**		mg/L	36.9	50.0	1	10/03/25 13:07	10/01/25 15:35
Metals									
Antimony	EPA 6020B	ND	U	mg/L	0.000420	0.00499	1	10/07/25 22:53	10/07/25 12:18
Antimony, dissolved	EPA 6020B	ND	U	mg/L	0.000420	0.00499	1	10/02/25 20:01	10/02/25 12:21
Arsenic	EPA 6020B	**0.000328**	J	mg/L	0.000190	0.00499	1	10/07/25 22:53	10/07/25 12:18
Arsenic, dissolved	EPA 6020B	**0.000232**	J	mg/L	0.000190	0.00499	1	10/02/25 20:01	10/02/25 12:21
Barium	EPA 6020B	**0.0303**		mg/L	0.000570	0.00499	1	10/07/25 22:53	10/07/25 12:18
Barium, dissolved	EPA 6020B	**0.0299**		mg/L	0.000570	0.00499	1	10/02/25 20:01	10/02/25 12:21
Beryllium	EPA 6020B	ND	U	mg/L	0.000130	0.00199	1	10/07/25 22:53	10/07/25 12:18
Beryllium, dissolved	EPA 6020B	ND	U	mg/L	0.000130	0.00199	1	10/02/25 20:01	10/02/25 12:21
Boron	EPA 6020B	**0.0524**		mg/L	0.0154	0.0200	1	10/07/25 22:53	10/07/25 12:18
Boron, dissolved	EPA 6020B	**0.0469**		mg/L	0.0154	0.0200	1	10/03/25 15:15	10/02/25 12:21
Cadmium	EPA 6020B	ND	U	mg/L	0.000140	0.00199	1	10/07/25 22:53	10/07/25 12:18
Cadmium, dissolved	EPA 6020B	ND	U	mg/L	0.000140	0.00199	1	10/02/25 20:01	10/02/25 12:21
Calcium	EPA 6020B	**38.0**		mg/L	0.221	0.500	1	10/07/25 22:53	10/07/25 12:18
Calcium, dissolved	EPA 6020B	**38.0**		mg/L	0.221	0.500	1	10/02/25 20:01	10/02/25 12:21
Chromium	EPA 6020B	ND	U	mg/L	0.000610	0.00499	1	10/07/25 22:53	10/07/25 12:18
Chromium, dissolved	EPA 6020B	ND	U	mg/L	0.000610	0.00499	1	10/02/25 20:01	10/02/25 12:21
Cobalt	EPA 6020B	ND	U	mg/L	0.000270	0.00499	1	10/07/25 22:53	10/07/25 12:18
Cobalt, dissolved	EPA 6020B	ND	U	mg/L	0.000270	0.00499	1	10/02/25 20:01	10/02/25 12:21
Lead	EPA 6020B	ND	U	mg/L	0.000220	0.00499	1	10/07/25 22:53	10/07/25 12:18

Analytical Report

Client:	Field & Technical Services, LLC	**Work Order:**	HN2514383
Project:	341-963 Sammis	**Date Collected:**	09/30/25 14:45
Matrix:	GROUNDWATER	**Date Received:**	10/01/25 10:30

CLIENT ID: MW-3 **Lab ID: HN2514383-001**

Analyte	Method	Results	Qual	Units	MDL	MRL	Dilution Factor	Date Analyzed	Date Extracted
Lead, dissolved	EPA 6020B	ND	U	mg/L	0.000220	0.00499	1	10/02/25 20:01	10/02/25 12:21
Lithium	EPA 6020B	**0.00192**	J	mg/L	0.00170	0.01000	1	10/07/25 22:53	10/07/25 12:18
Lithium, dissolved	EPA 6020B	ND	U	mg/L	0.00170	0.01000	1	10/02/25 20:01	10/02/25 12:21
Molybdenum	EPA 6020B	**0.000360**	J	mg/L	0.000330	0.00499	1	10/07/25 22:53	10/07/25 12:18
Molybdenum, dissolved	EPA 6020B	**0.000530**	J	mg/L	0.000330	0.00499	1	10/02/25 20:01	10/02/25 12:21
Potassium	EPA 6020B	**2.22**		mg/L	0.0340	0.200	1	10/07/25 22:53	10/07/25 12:18
Potassium, dissolved	EPA 6020B	**2.20**		mg/L	0.0340	0.200	1	10/02/25 20:01	10/02/25 12:21
Selenium	EPA 6020B	ND	U	mg/L	0.000480	0.00499	1	10/07/25 22:53	10/07/25 12:18
Selenium, dissolved	EPA 6020B	ND	U	mg/L	0.000480	0.00499	1	10/02/25 20:01	10/02/25 12:21
Sodium	EPA 6020B	**23.7**		mg/L	0.129	0.200	1	10/07/25 22:53	10/07/25 12:18
Sodium, dissolved	EPA 6020B	**25.4**		mg/L	0.129	0.200	1	10/02/25 20:01	10/02/25 12:21
Thallium	EPA 6020B	ND	U	mg/L	0.000150	0.00499	1	10/07/25 22:53	10/07/25 12:18
Thallium, dissolved	EPA 6020B	ND	U	mg/L	0.000150	0.00499	1	10/02/25 20:01	10/02/25 12:21
Mercury	EPA 7470A	ND	U	mg/L	0.000160	0.000200	1	10/03/25 14:32	10/03/25 12:19
Mercury, dissolved	EPA 7470A	ND	U	mg/L	0.000160	0.000200	1	10/02/25 17:10	10/02/25 12:13

QA/QC Report

Client:	Field & Technical Services, LLC	**Work Order:**	HN2514383
Project:	341-963 Sammis	**Date Collected:**	NA
Matrix:	WATER	**Date Received:**	NA
QC Lot:	2251488	**Run ID:**	3548473

General Chemistry Parameters

MB **CLIENT ID: Method Blank** **Lab ID: QC-2251488-001**

Method: SM 2320 B-2021 **Dilution:** 1 **Analysis Date:** 10/01/25 12:50
Prep Date: 10/01/25 12:49

Analyte	Result	Units	MDL	MRL	Spike Amount	Spike Ref. Amount	% Rec	% Rec Limits	RPD	RPD Limit	Qual
Alkalinity as CaCO3	ND	mg/L	1.43	2.00							U

LCS **CLIENT ID: Laboratory Control Sample** **Lab ID: QC-2251488-002**

Method: SM 2320 B-2021 **Dilution:** 1 **Analysis Date:** 10/01/25 12:50
Prep Date: 10/01/25 12:49

Analyte	Result	Units	MDL	MRL	Spike Amount	Spike Ref. Amount	% Rec	% Rec Limits	RPD	RPD Limit	Qual
Alkalinity as CaCO3	965	mg/L		2.00	1000		96.5	90-110			

DUP **CLIENT ID: Batch QC** **Lab ID: QC-2251488-004**

Method: SM 2320 B-2021 **Dilution:** 1 **Analysis Date:** 10/01/25 13:11
Prep Date: 10/01/25 12:49

Analyte	Result	Units	MDL	MRL	Spike Amount	Spike Ref. Amount	% Rec	% Rec Limits	RPD	RPD Limit	Qual
Alkalinity as CaCO3	290	mg/L	1.43	2.00		290			0.0138	10	

DUP **CLIENT ID: Batch QC** **Lab ID: QC-2251488-015**

Method: SM 2320 B-2021 **Dilution:** 1 **Analysis Date:** 10/01/25 13:50
Prep Date: 10/01/25 12:49

Analyte	Result	Units	MDL	MRL	Spike Amount	Spike Ref. Amount	% Rec	% Rec Limits	RPD	RPD Limit	Qual
Alkalinity as CaCO3	76.6	mg/L	1.43	2.00		73.7			3.83	10	

The following samples were analyzed in this batch: HN2514383-001

QA/QC Report

Client:	Field & Technical Services, LLC	**Work Order:**	HN2514383
Project:	341-963 Sammis	**Date Collected:**	NA
Matrix:	WATER	**Date Received:**	NA
QC Lot:	2251765	**Run ID:**	3557131

General Chemistry Parameters

MB **CLIENT ID: Method Blank** **Lab ID: QC-2251765-001**

Method: SM 2540 C-2020 **Dilution:** 1 **Analysis Date:** 10/03/25 13:07
Prep Date: 10/01/25 15:36

Analyte	Result	Units	MDL	MRL	Spike Amount	Spike Ref. Amount	% Rec	% Rec Limits	RPD	RPD Limit	Qual
Residue-filterable (TDS)	ND	mg/L	22.1	30.0							U

LCS **CLIENT ID: Laboratory Control Sample** **Lab ID: QC-2251765-002**

Method: SM 2540 C-2020 **Dilution:** 1 **Analysis Date:** 10/03/25 13:07
Prep Date: 10/01/25 15:36

Analyte	Result	Units	MDL	MRL	Spike Amount	Spike Ref. Amount	% Rec	% Rec Limits	RPD	RPD Limit	Qual
Residue-filterable (TDS)	482	mg/L	22.1	30.0	495		97.4	85-109			

DUP **CLIENT ID: Batch QC** **Lab ID: QC-2251765-004**

Method: SM 2540 C-2020 **Dilution:** 1 **Analysis Date:** 10/03/25 13:07
Prep Date: 10/01/25 15:36

Analyte	Result	Units	MDL	MRL	Spike Amount	Spike Ref. Amount	% Rec	% Rec Limits	RPD	RPD Limit	Qual
Residue-filterable (TDS)	313	mg/L	36.9	50.0		303			3.24	10	

The following samples were analyzed in this batch: HN2514383-001

QA/QC Report

Client:	Field & Technical Services, LLC	**Work Order:**	HN2514383
Project:	341-963 Sammis	**Date Collected:**	NA
Matrix:	WATER	**Date Received:**	NA
QC Lot:	2257448	**Run ID:**	3562610

General Chemistry Parameters

MB **CLIENT ID: Method Blank** **Lab ID: QC-2257448-001**

Method: EPA 9056A **Dilution:** 1 **Analysis Date:** 10/06/25 10:35

Prep Date: 10/06/25 09:10

Analyte	Result	Units	MDL	MRL	Spike Amount	Spike Ref. Amount	% Rec	% Rec Limits	RPD	RPD Limit	Qual
Chloride	ND	mg/L	0.310	1.00							U
Fluoride	ND	mg/L	0.0670	0.100							U
Sulfate	ND	mg/L	0.190	1.00							U

LCS **CLIENT ID: Laboratory Control Sample** **Lab ID: QC-2257448-002**

Method: EPA 9056A **Dilution:** 1 **Analysis Date:** 10/06/25 10:35

Prep Date: 10/06/25 09:10

Analyte	Result	Units	MDL	MRL	Spike Amount	Spike Ref. Amount	% Rec	% Rec Limits	RPD	RPD Limit	Qual
Chloride	9.99	mg/L	0.310	1.00	10		99.9	88-110			
Fluoride	2.81	mg/L	0.0670	0.100	2		141	86-121			S
Sulfate	10.0	mg/L	0.190	1.00	10		100.0	90-110			

MS **CLIENT ID: Batch QC** **Lab ID: QC-2257448-004**

Method: EPA 9056A **Dilution:** 100 **Analysis Date:** 10/04/25 19:53

Prep Date: 10/04/25 08:00

Analyte	Result	Units	MDL	MRL	Spike Amount	Spike Ref. Amount	% Rec	% Rec Limits	RPD	RPD Limit	Qual
Chloride	1370	mg/L	31.0	100	1000	561	80.8	88-110			S
Fluoride	292	mg/L	6.70	10.0	200	ND	146	86-121			S
Sulfate	1170	mg/L	19.0	100	1000	349	81.8	90-110			S

MSD **CLIENT ID: Batch QC** **Lab ID: QC-2257448-005**

Method: EPA 9056A **Dilution:** 100 **Analysis Date:** 10/04/25 20:03

Prep Date: 10/04/25 08:00

Analyte	Result	Units	MDL	MRL	Spike Amount	Spike Ref. Amount	% Rec	% Rec Limits	RPD	RPD Limit	Qual
Chloride	1360	mg/L	31.0	100	1000	561	79.8	88-110	0.695	15	S
Fluoride	290	mg/L	6.70	10.0	200	ND	145	86-121	0.786	15	S
Sulfate	1160	mg/L	19.0	100	1000	349	80.9	90-110	0.767	15	S

The following samples were analyzed in this batch: HN2514383-001

QA/QC Report

Client:	Field & Technical Services, LLC	**Work Order:**	HN2514383
Project:	341-963 Sammis	**Date Collected:**	NA
Matrix:	WATER	**Date Received:**	NA
QC Lot:	2260859	**Run ID:**	3565830

General Chemistry Parameters

MB **CLIENT ID: Method Blank** **Lab ID: QC-2260859-001**

Method: EPA 9056A **Dilution:** 1 **Analysis Date:** 10/06/25 19:56

Prep Date: 10/06/25 16:51

Analyte	Result	Units	MDL	MRL	Spike Amount	Spike Ref. Amount	% Rec	% Rec Limits	RPD	RPD Limit	Qual
Chloride	ND	mg/L	0.310	1.00							U
Fluoride	ND	mg/L	0.0670	0.100							U
Sulfate	ND	mg/L	0.190	1.00							U

LCS **CLIENT ID: Laboratory Control Sample** **Lab ID: QC-2260859-002**

Method: EPA 9056A **Dilution:** 1 **Analysis Date:** 10/06/25 19:46

Prep Date: 10/06/25 16:51

Analyte	Result	Units	MDL	MRL	Spike Amount	Spike Ref. Amount	% Rec	% Rec Limits	RPD	RPD Limit	Qual
Chloride	9.91	mg/L	0.310	1.00	10		99.1	88-110			
Fluoride	2.12	mg/L	0.0670	0.100	2		106	86-121			
Sulfate	10.2	mg/L	0.190	1.00	10		102	90-110			

MS **CLIENT ID: Batch QC** **Lab ID: QC-2260859-004**

Method: EPA 9056A **Dilution:** 400 **Analysis Date:** 10/06/25 20:16

Prep Date: 10/06/25 16:51

Analyte	Result	Units	MDL	MRL	Spike Amount	Spike Ref. Amount	% Rec	% Rec Limits	RPD	RPD Limit	Qual
Sulfate	5560	mg/L	76.0	400	4000	1630	98.2	90-110			

MSD **CLIENT ID: Batch QC** **Lab ID: QC-2260859-005**

Method: EPA 9056A **Dilution:** 400 **Analysis Date:** 10/06/25 20:25

Prep Date: 10/06/25 16:51

Analyte	Result	Units	MDL	MRL	Spike Amount	Spike Ref. Amount	% Rec	% Rec Limits	RPD	RPD Limit	Qual
Sulfate	5500	mg/L	76.0	400	4000	1630	96.9	90-110	0.944	15	

The following samples were analyzed in this batch: HN2514383-001

QA/QC Report

Client:	Field & Technical Services, LLC	**Work Order:**	HN2514383
Project:	341-963 Sammis	**Date Collected:**	NA
Matrix:	WATER	**Date Received:**	NA
QC Lot:	2253166	**Run ID:**	3553271

Metals

MB | **CLIENT ID: Method Blank** | **Lab ID: QC-2253166-001**

Method: EPA 6020B **Dilution:** 1 **Analysis Date:** 10/02/25 19:22

Prep Date: 10/02/25 12:22

Analyte	Result	Units	MDL	MRL	Spike Amount	Spike Ref. Amount	% Rec	% Rec Limits	RPD	RPD Limit	Qual
Antimony, dissolved	ND	mg/L	0.000420	0.00500							U
Arsenic, dissolved	ND	mg/L	0.000190	0.00500							U
Barium, dissolved	ND	mg/L	0.000570	0.00500							U
Beryllium, dissolved	ND	mg/L	0.000130	0.00200							U
Cadmium, dissolved	ND	mg/L	0.000140	0.00200							U
Calcium, dissolved	ND	mg/L	0.221	0.500							U
Chromium, dissolved	ND	mg/L	0.000610	0.00500							U
Cobalt, dissolved	ND	mg/L	0.000270	0.00500							U
Lead, dissolved	ND	mg/L	0.000220	0.00500							U
Lithium, dissolved	ND	mg/L	0.00170	0.0100							U
Molybdenum, dissolved	ND	mg/L	0.000330	0.00500							U
Potassium, dissolved	ND	mg/L	0.0340	0.200							U
Selenium, dissolved	ND	mg/L	0.000480	0.00500							U
Thallium, dissolved	ND	mg/L	0.000150	0.00500							U

LCS | **CLIENT ID: Laboratory Control Sample** | **Lab ID: QC-2253166-002**

Method: EPA 6020B **Dilution:** 1 **Analysis Date:** 10/02/25 19:24

Prep Date: 10/02/25 12:22

Analyte	Result	Units	MDL	MRL	Spike Amount	Spike Ref. Amount	% Rec	% Rec Limits	RPD	RPD Limit	Qual
Antimony, dissolved	0.108	mg/L	0.000420	0.00500	0.1		108	80-120			
Arsenic, dissolved	0.108	mg/L	0.000190	0.00500	0.1		108	80-120			
Barium, dissolved	0.106	mg/L	0.000570	0.00500	0.1		106	80-120			
Beryllium, dissolved	0.112	mg/L	0.000130	0.00200	0.1		112	80-120			
Boron, dissolved	0.562	mg/L	0.0154	0.0200	0.5		112	80-120			
Cadmium, dissolved	0.108	mg/L	0.000140	0.00200	0.1		108	80-120			
Calcium, dissolved	10.9	mg/L	0.221	0.500	10		109	80-120			
Chromium, dissolved	0.112	mg/L	0.000610	0.00500	0.1		112	80-120			
Cobalt, dissolved	0.111	mg/L	0.000270	0.00500	0.1		111	80-120			
Lead, dissolved	0.108	mg/L	0.000220	0.00500	0.1		108	80-120			
Lithium, dissolved	0.106	mg/L	0.00170	0.0100	0.1		106	80-120			
Molybdenum, dissolved	0.108	mg/L	0.000330	0.00500	0.1		108	80-120			
Potassium, dissolved	10.9	mg/L	0.0340	0.200	10		109	80-120			
Selenium, dissolved	0.107	mg/L	0.000480	0.00500	0.1		107	80-120			
Sodium, dissolved	11.2	mg/L	0.129	0.200	10		112	80-120			
Thallium, dissolved	0.106	mg/L	0.000150	0.00500	0.1		106	80-120			

MS | **CLIENT ID: Batch QC** | **Lab ID: QC-2253166-004**

Method: EPA 6020B **Dilution:** 1 **Analysis Date:** 10/02/25 19:27

Prep Date: 10/02/25 12:22

Analyte	Result	Units	MDL	MRL	Spike Amount	Spike Ref. Amount	% Rec	% Rec Limits	RPD	RPD Limit	Qual
Antimony, dissolved	0.108	mg/L	0.000420	0.00499	0.1	ND	108	75-125			

QA/QC Report

Client:	Field & Technical Services, LLC	**Work Order:**	HN2514383
Project:	341-963 Sammis	**Date Collected:**	NA
Matrix:	WATER	**Date Received:**	NA
QC Lot:	2253166	**Run ID:**	3553271

MS **CLIENT ID: Batch QC** **Lab ID: QC-2253166-004**

Method: EPA 6020B **Dilution:** 1 **Analysis Date:** 10/02/25 19:27

Prep Date: 10/02/25 12:22

Analyte	Result	Units	MDL	MRL	Spike Amount	Spike Ref. Amount	% Rec	% Rec Limits	RPD	RPD Limit	Qual
Arsenic, dissolved	0.113	mg/L	0.000190	0.00499	0.1	0.00241	111	75-125			
Barium, dissolved	0.171	mg/L	0.000570	0.00499	0.1	0.0650	106	75-125			
Beryllium, dissolved	0.118	mg/L	0.000130	0.00199	0.1	ND	118	75-125			
Boron, dissolved	0.601	mg/L	0.0154	0.0200	0.5	ND	118	75-125			
Cadmium, dissolved	0.107	mg/L	0.000140	0.00199	0.1	ND	107	75-125			
Calcium, dissolved	97.4	mg/L	0.221	0.500	10	90.3	NC	75-125			O
Chromium, dissolved	0.113	mg/L	0.000610	0.00499	0.1	0.000702	112	75-125			
Cobalt, dissolved	0.111	mg/L	0.000270	0.00499	0.1	0.000430	111	75-125			
Lead, dissolved	0.110	mg/L	0.000220	0.00499	0.1	ND	110	75-125			
Lithium, dissolved	0.110	mg/L	0.00170	0.01000	0.1	ND	109	75-125			
Molybdenum, dissolved	0.111	mg/L	0.000330	0.00499	0.1	0.000492	110	75-125			
Potassium, dissolved	14.0	mg/L	0.0340	0.200	10	3.44	106	75-125			
Selenium, dissolved	0.109	mg/L	0.000480	0.00499	0.1	ND	109	75-125			
Sodium, dissolved	108	mg/L	0.129	0.200	10	103	NC	75-125			O
Thallium, dissolved	0.109	mg/L	0.000150	0.00499	0.1	ND	109	75-125			

MSD **CLIENT ID: Batch QC** **Lab ID: QC-2253166-005**

Method: EPA 6020B **Dilution:** 1 **Analysis Date:** 10/02/25 19:29

Prep Date: 10/02/25 12:22

Analyte	Result	Units	MDL	MRL	Spike Amount	Spike Ref. Amount	% Rec	% Rec Limits	RPD	RPD Limit	Qual
Antimony, dissolved	0.108	mg/L	0.000420	0.00500	0.1	ND	108	75-125	0.178	20	
Arsenic, dissolved	0.112	mg/L	0.000190	0.00500	0.1	0.00241	110	75-125	0.402	20	
Barium, dissolved	0.171	mg/L	0.000570	0.00500	0.1	0.0650	106	75-125	0.0367	20	
Beryllium, dissolved	0.118	mg/L	0.000130	0.00200	0.1	ND	117	75-125	0.590	20	
Boron, dissolved	0.599	mg/L	0.0154	0.0200	0.5	ND	118	75-125	0.269	20	
Cadmium, dissolved	0.107	mg/L	0.000140	0.00200	0.1	ND	107	75-125	0.342	20	
Calcium, dissolved	98.5	mg/L	0.221	0.500	10	90.3	NC	75-125	1.10	20	O
Chromium, dissolved	0.113	mg/L	0.000610	0.00500	0.1	0.000702	112	75-125	0.121	20	
Cobalt, dissolved	0.111	mg/L	0.000270	0.00500	0.1	0.000430	111	75-125	0.274	20	
Lead, dissolved	0.110	mg/L	0.000220	0.00500	0.1	ND	109	75-125	0.0482	20	
Lithium, dissolved	0.109	mg/L	0.00170	0.0100	0.1	ND	108	75-125	0.591	20	
Molybdenum, dissolved	0.111	mg/L	0.000330	0.00500	0.1	0.000492	110	75-125	0.232	20	
Potassium, dissolved	14.0	mg/L	0.0340	0.200	10	3.44	106	75-125	0.133	20	
Selenium, dissolved	0.110	mg/L	0.000480	0.00500	0.1	ND	110	75-125	0.524	20	
Sodium, dissolved	109	mg/L	0.129	0.200	10	103	NC	75-125	1.05	20	O
Thallium, dissolved	0.109	mg/L	0.000150	0.00500	0.1	ND	109	75-125	0.187	20	

The following samples were analyzed in this batch: HN2514383-001

QA/QC Report

Client:	Field & Technical Services, LLC	**Work Order:**	HN2514383
Project:	341-963 Sammis	**Date Collected:**	NA
Matrix:	WATER	**Date Received:**	NA
QC Lot:	2253166	**Run ID:**	3556838

Metals

MB | **CLIENT ID: Method Blank** | **Lab ID: QC-2253166-001**

Method: EPA 6020B **Dilution:** 1 **Analysis Date:** 10/03/25 15:12

Prep Date: 10/02/25 12:22

Analyte	Result	Units	MDL	MRL	Spike Amount	Spike Ref. Amount	% Rec	% Rec Limits	RPD	RPD Limit	Qual
Boron, dissolved	ND	mg/L	0.0154	0.0200							U
Sodium, dissolved	ND	mg/L	0.129	0.200							U

The following samples were analyzed in this batch: HN2514383-001

QA/QC Report

Client:	Field & Technical Services, LLC	**Work Order:**	HN2514383
Project:	341-963 Sammis	**Date Collected:**	NA
Matrix:	WATER	**Date Received:**	NA
QC Lot:	2253297	**Run ID:**	3552468

Metals

MB | **CLIENT ID: Method Blank** | **Lab ID: QC-2253297-001**

Method: EPA 7470A **Dilution:** 1 **Analysis Date:** 10/02/25 16:58
Prep Date: 10/02/25 12:14

Analyte	Result	Units	MDL	MRL	Spike Amount	Spike Ref. Amount	% Rec	% Rec Limits	RPD	RPD Limit	Qual
Mercury, dissolved	ND	mg/L	0.000160	0.000200							U

LCS | **CLIENT ID: Laboratory Control Sample** | **Lab ID: QC-2253297-002**

Method: EPA 7470A **Dilution:** 1 **Analysis Date:** 10/02/25 16:59
Prep Date: 10/02/25 12:14

Analyte	Result	Units	MDL	MRL	Spike Amount	Spike Ref. Amount	% Rec	% Rec Limits	RPD	RPD Limit	Qual
Mercury, dissolved	0.00228	mg/L	0.000160	0.000200	0.002		114	80-120			

MS | **CLIENT ID: Batch QC** | **Lab ID: QC-2253297-004**

Method: EPA 7470A **Dilution:** 1 **Analysis Date:** 10/02/25 17:03
Prep Date: 10/02/25 12:14

Analyte	Result	Units	MDL	MRL	Spike Amount	Spike Ref. Amount	% Rec	% Rec Limits	RPD	RPD Limit	Qual
Mercury, dissolved	0.00230	mg/L	0.000160	0.000200	0.002	ND	115	75-125			

MSD | **CLIENT ID: Batch QC** | **Lab ID: QC-2253297-005**

Method: EPA 7470A **Dilution:** 1 **Analysis Date:** 10/02/25 17:05
Prep Date: 10/02/25 12:14

Analyte	Result	Units	MDL	MRL	Spike Amount	Spike Ref. Amount	% Rec	% Rec Limits	RPD	RPD Limit	Qual
Mercury, dissolved	0.00231	mg/L	0.000160	0.000200	0.002	ND	116	75-125	0.651	20	

The following samples were analyzed in this batch: HN2514383-001

QA/QC Report

Client:	Field & Technical Services, LLC	**Work Order:**	HN2514383
Project:	341-963 Sammis	**Date Collected:**	NA
Matrix:	WATER	**Date Received:**	NA
QC Lot:	2255926	**Run ID:**	3556836

Metals

MB | **CLIENT ID: Method Blank** | **Lab ID: QC-2255926-001**

Method: EPA 7470A **Dilution:** 1 **Analysis Date:** 10/03/25 14:18
Prep Date: 10/03/25 12:20

Analyte	Result	Units	MDL	MRL	Spike Amount	Spike Ref. Amount	% Rec	% Rec Limits	RPD	RPD Limit	Qual
Mercury	ND	mg/L	0.000160	0.000200							U

LCS | **CLIENT ID: Laboratory Control Sample** | **Lab ID: QC-2255926-002**

Method: EPA 7470A **Dilution:** 1 **Analysis Date:** 10/03/25 16:19
Prep Date: 10/03/25 12:20

Analyte	Result	Units	MDL	MRL	Spike Amount	Spike Ref. Amount	% Rec	% Rec Limits	RPD	RPD Limit	Qual
Mercury	0.00220	mg/L	0.000160	0.000200	0.002		110	80-120			

MS | **CLIENT ID: Batch QC** | **Lab ID: QC-2255926-004**

Method: EPA 7470A **Dilution:** 1 **Analysis Date:** 10/03/25 14:23
Prep Date: 10/03/25 12:20

Analyte	Result	Units	MDL	MRL	Spike Amount	Spike Ref. Amount	% Rec	% Rec Limits	RPD	RPD Limit	Qual
Mercury	0.00237	mg/L	0.000160	0.000200	0.002	ND	116	75-125			

MSD | **CLIENT ID: Batch QC** | **Lab ID: QC-2255926-005**

Method: EPA 7470A **Dilution:** 1 **Analysis Date:** 10/03/25 14:25
Prep Date: 10/03/25 12:20

Analyte	Result	Units	MDL	MRL	Spike Amount	Spike Ref. Amount	% Rec	% Rec Limits	RPD	RPD Limit	Qual
Mercury	0.00242	mg/L	0.000160	0.000200	0.002	ND	118	75-125	1.88	20	

The following samples were analyzed in this batch: HN2514383-001

QA/QC Report

Client:	Field & Technical Services, LLC	**Work Order:**	HN2514383
Project:	341-963 Sammis	**Date Collected:**	NA
Matrix:	WATER	**Date Received:**	NA
QC Lot:	2261690	**Run ID:**	3567703

Metals

MB | **CLIENT ID: Method Blank** | **Lab ID: QC-2261690-001**

Method: EPA 6020B **Dilution:** 1 **Analysis Date:** 10/07/25 22:45

Prep Date: 10/07/25 12:19

Analyte	Result	Units	MDL	MRL	Spike Amount	Spike Ref. Amount	% Rec	% Rec Limits	RPD	RPD Limit	Qual
Antimony	ND	mg/L	0.000420	0.00500							U
Arsenic	ND	mg/L	0.000190	0.00500							U
Barium	ND	mg/L	0.000570	0.00500							U
Beryllium	ND	mg/L	0.000130	0.00200							U
Boron	ND	mg/L	0.0154	0.0200							U
Cadmium	ND	mg/L	0.000140	0.00200							U
Calcium	ND	mg/L	0.221	0.500							U
Chromium	ND	mg/L	0.000610	0.00500							U
Cobalt	ND	mg/L	0.000270	0.00500							U
Lead	ND	mg/L	0.000220	0.00500							U
Lithium	ND	mg/L	0.00170	0.0100							U
Molybdenum	ND	mg/L	0.000330	0.00500							U
Potassium	ND	mg/L	0.0340	0.200							U
Selenium	ND	mg/L	0.000480	0.00500							U
Sodium	ND	mg/L	0.129	0.200							U
Thallium	ND	mg/L	0.000150	0.00500							U

LCS | **CLIENT ID: Laboratory Control Sample** | **Lab ID: QC-2261690-002**

Method: EPA 6020B **Dilution:** 1 **Analysis Date:** 10/07/25 22:47

Prep Date: 10/07/25 12:19

Analyte	Result	Units	MDL	MRL	Spike Amount	Spike Ref. Amount	% Rec	% Rec Limits	RPD	RPD Limit	Qual
Antimony	0.102	mg/L	0.000420	0.00500	0.1		102	80-120			
Arsenic	0.0948	mg/L	0.000190	0.00500	0.1		94.8	80-120			
Barium	0.0999	mg/L	0.000570	0.00500	0.1		99.9	80-120			
Beryllium	0.100	mg/L	0.000130	0.00200	0.1		100	80-120			
Boron	0.494	mg/L	0.0154	0.0200	0.5		98.8	80-120			
Cadmium	0.102	mg/L	0.000140	0.00200	0.1		102	80-120			
Calcium	10.1	mg/L	0.221	0.500	10		101	80-120			
Chromium	0.0954	mg/L	0.000610	0.00500	0.1		95.4	80-120			
Cobalt	0.0940	mg/L	0.000270	0.00500	0.1		94.0	80-120			
Lead	0.100	mg/L	0.000220	0.00500	0.1		100	80-120			
Lithium	0.0982	mg/L	0.00170	0.0100	0.1		98.2	80-120			
Molybdenum	0.100	mg/L	0.000330	0.00500	0.1		100	80-120			
Potassium	9.84	mg/L	0.0340	0.200	10		98.4	80-120			
Selenium	0.0951	mg/L	0.000480	0.00500	0.1		95.1	80-120			
Sodium	9.74	mg/L	0.129	0.200	10		97.4	80-120			
Thallium	0.0977	mg/L	0.000150	0.00500	0.1		97.7	80-120			

QA/QC Report

Client:	Field & Technical Services, LLC	**Work Order:**	HN2514383
Project:	341-963 Sammis	**Date Collected:**	NA
Matrix:	WATER	**Date Received:**	NA
QC Lot:	2261690	**Run ID:**	3567703

MS **CLIENT ID: MW-3** **Lab ID: QC-2261690-004**

Method: EPA 6020B **Dilution:** 1 **Analysis Date:** 10/07/25 22:55

Prep Date: 10/07/25 12:19

Analyte	Result	Units	MDL	MRL	Spike Amount	Spike Ref. Amount	% Rec	% Rec Limits	RPD	RPD Limit	Qual
Antimony	0.110	mg/L	0.000420	0.00499	0.1	ND	110	75-125			
Arsenic	0.103	mg/L	0.000190	0.00499	0.1	0.000328	103	75-125			
Barium	0.137	mg/L	0.000570	0.00499	0.1	0.0303	107	75-125			
Beryllium	0.109	mg/L	0.000130	0.00199	0.1	ND	109	75-125			
Boron	0.578	mg/L	0.0154	0.0200	0.5	0.0524	105	75-125			
Cadmium	0.107	mg/L	0.000140	0.00199	0.1	ND	107	75-125			
Calcium	46.8	mg/L	0.221	0.500	10	38.0	88.9	75-125			
Chromium	0.101	mg/L	0.000610	0.00499	0.1	ND	100	75-125			
Cobalt	0.0988	mg/L	0.000270	0.00499	0.1	ND	98.7	75-125			
Lead	0.106	mg/L	0.000220	0.00499	0.1	ND	106	75-125			
Lithium	0.107	mg/L	0.00170	0.01000	0.1	0.00192	105	75-125			
Molybdenum	0.108	mg/L	0.000330	0.00499	0.1	0.000360	108	75-125			
Potassium	12.3	mg/L	0.0340	0.200	10	2.22	101	75-125			
Selenium	0.102	mg/L	0.000480	0.00499	0.1	ND	102	75-125			
Sodium	32.6	mg/L	0.129	0.200	10	23.7	88.8	75-125			
Thallium	0.103	mg/L	0.000150	0.00499	0.1	ND	103	75-125			

MSD **CLIENT ID: MW-3** **Lab ID: QC-2261690-005**

Method: EPA 6020B **Dilution:** 1 **Analysis Date:** 10/07/25 22:57

Prep Date: 10/07/25 12:19

Analyte	Result	Units	MDL	MRL	Spike Amount	Spike Ref. Amount	% Rec	% Rec Limits	RPD	RPD Limit	Qual
Antimony	0.105	mg/L	0.000420	0.00500	0.1	ND	105	75-125	4.51	20	
Arsenic	0.100	mg/L	0.000190	0.00500	0.1	0.000328	99.8	75-125	2.81	20	
Barium	0.135	mg/L	0.000570	0.00500	0.1	0.0303	104	75-125	1.98	20	
Beryllium	0.107	mg/L	0.000130	0.00200	0.1	ND	107	75-125	2.25	20	
Boron	0.574	mg/L	0.0154	0.0200	0.5	0.0524	104	75-125	0.855	20	
Cadmium	0.106	mg/L	0.000140	0.00200	0.1	ND	106	75-125	1.55	20	
Calcium	46.6	mg/L	0.221	0.500	10	38.0	86.0	75-125	0.619	20	
Chromium	0.0988	mg/L	0.000610	0.00500	0.1	ND	98.3	75-125	2.12	20	
Cobalt	0.0962	mg/L	0.000270	0.00500	0.1	ND	96.1	75-125	2.63	20	
Lead	0.104	mg/L	0.000220	0.00500	0.1	ND	104	75-125	1.34	20	
Lithium	0.104	mg/L	0.00170	0.0100	0.1	0.00192	102	75-125	2.34	20	
Molybdenum	0.106	mg/L	0.000330	0.00500	0.1	0.000360	106	75-125	1.67	20	
Potassium	12.0	mg/L	0.0340	0.200	10	2.22	97.8	75-125	2.62	20	
Selenium	0.102	mg/L	0.000480	0.00500	0.1	ND	101	75-125	0.234	20	
Sodium	32.2	mg/L	0.129	0.200	10	23.7	85.1	75-125	1.15	20	
Thallium	0.102	mg/L	0.000150	0.00500	0.1	ND	102	75-125	0.949	20	

The following samples were analyzed in this batch: HN2514383-001

Subcontracted Analytical Parameters

GEL Laboratories LLC
a member of The GEL Group INC

2040 Savage Road | Charleston, SC 29407
843.556.8171

gel.com

October 23, 2025

Jodi Blouw
ALS Group USA, Corp
3352 128th Ave
Holland, Michigan 49424

Re: Holland - Blouw L2
Work Order: 746124

Dear Jodi Blouw:

GEL Laboratories, LLC (GEL) appreciates the opportunity to provide the enclosed analytical results for the sample(s) we received on October 06, 2025. This original data report has been prepared and reviewed in accordance with GEL's standard operating procedures.

The sample was delivered with proper chain of custody documentation and signatures. All sample containers arrived without any visible signs of tampering or breakage. There are no additional comments concerning sample receipt.

Test results for NELAP or ISO 17025 accredited tests are verified to meet the requirements of those standards, with any exceptions noted. The results reported relate only to the items tested and to the sample as received by the laboratory. These results may not be reproduced except as full reports without approval by the laboratory. Copies of GEL's accreditations and certifications can be found on our website at www.gel.com.

Our policy is to provide high quality, personalized analytical services to enable you to meet your analytical needs on time every time. We trust that you will find everything in order and to your satisfaction. If you have any questions, please do not hesitate to call me at (843) 556-8171, ext. 4422.

Sincerely,

A. Melendrez

Adrian Melendrez for
Jacob Crook
Project Manager

Purchase Order: HN2514383
Enclosures

GEL LABORATORIES LLC

2040 Savage Road Charleston SC 29407 - (843) 556-8171 - www.gel.com

Certificate of Analysis Report
for

ALSE001 ALS Environmental

Client SDG: 746124 GEL Work Order: 746124

The Qualifiers in this report are defined as follows:

* A quality control analyte recovery is outside of specified acceptance criteria

** Analyte is a Tracer compound

** Analyte is a surrogate compound

U Analyte was analyzed for, but not detected above the MDL, MDA, MDC or LOD.

Where the analytical method has been performed under NELAP certification, the analysis has met all of the requirements of the NELAC standard unless qualified on the Certificate of Analysis.

The designation ND, if present, appears in the result column when the analyte concentration is not detected above the limit as defined in the 'U' qualifier above.

This data report has been prepared and reviewed in accordance with GEL Laboratories LLC standard operating procedures. Please direct any questions to your Project Manager, Jacob Crook.

Reviewed by A. Melendez

GEL LABORATORIES LLC

2040 Savage Road Charleston SC 29407 - (843) 556-8171 - www.gel.com

Certificate of Analysis

Company : ALS Group USA, Corp
Address : 3352 128th Ave
Holland, Michigan 49424
Report Date: October 23, 2025
Contact: Jodi Blouw
Project: Holland - Blouw L2

Client Sample ID: MW-3
Sample ID: 746124001
Matrix: Ground Water
Collect Date: 30-SEP-25
Receive Date: 06-OCT-25
Collector: Client

Project: ALSE00923
Client ID: ALSE001

Parameter	Qualifier	Result	Uncertainty	MDC	TPU	RL	Units	PF	DF	Analyst	Date	Time	Batch	Mtd.
Rad Gas Flow Proportional Counting														
GFPC Ra228, Liquid "As Received"														
Radium-228		2.76	+/-1.68	2.61	+/-1.85	3.00	pCi/L			DH1	10/20/25	0834	2876076	1
Rad Radium-226														
Lucas Cell, Ra226, Liquid "As Received"														
Radium-226	U	0.426	+/-0.335	0.454	+/-0.340	1.00	pCi/L			AW6	10/23/25	0952	2877620	2

The following Analytical Methods were performed

Method	Description
1	EPA 904.0/SW846 9320 Modified
2	EPA 903.1 Modified

Surrogate/Tracer Recovery	Test	Batch ID	Recovery%	Acceptable Limits
Barium-133 Tracer	GFPC Ra228, Liquid "As Received"	2876076	81.8	(15%-125%)

Notes:

The MDC is a sample specific MDC.
TPU and Counting Uncertainty are calculated at the 95% confidence level (1.96-sigma).

Column headers are defined as follows:

DF: Dilution Factor
DL: Detection Limit
Lc/LC: Critical Level
MDA: Minimum Detectable Activity
MDC: Minimum Detectable Concentration
Mtd.: Method
PF: Prep Factor
RL: Reporting Limit
TPU: Total Propagated Uncertainty

QC Summary

Report Date: October 23, 2025
Page 1 of 2

Client : **ALS Group USA, Corp**
3352 128th Ave

Holland, Michigan

Contact: **Jodi Blouw**

Workorder: **746124**

Parmname	NOM	Sample	Qual	QC	Units	RPD%	REC%	Range	Anlst	Date Time
Rad Gas Flow										
Batch 2876076										
QC1206259145 746123001 DUP										
Radium-228		4.23	U	0.983	pCi/L	99.2		(0% - 100%)	DH1	10/20/2508:33
	Uncert:	+/-1.46		+/-0.893						
	TPU:	+/-1.89		+/-0.934						
QC1206259146 LCS										
Radium-228	79.7			85.3	pCi/L		107	(75%-125%)	DH1	10/20/2508:33
	Uncert:			+/-5.03						
	TPU:			+/-24.4						
QC1206259144 MB										
Radium-228			U	1.19	pCi/L				DH1	10/20/2511:58
	Uncert:			+/-1.61						
	TPU:			+/-1.65						
Rad Ra-226										
Batch 2877620										
QC1206261976 746146001 DUP										
Radium-226		1.71		1.28	pCi/L	28.3		(0% - 100%)	AW6	10/23/2510:25
	Uncert:	+/-0.584		+/-0.464						
	TPU:	+/-0.674		+/-0.515						
QC1206261978 LCS										
Radium-226	27.2			27.6	pCi/L		102	(75%-125%)	AW6	10/23/2510:25
	Uncert:			+/-1.98						
	TPU:			+/-6.72						
QC1206261975 MB										
Radium-226			U	0.498	pCi/L				AW6	10/23/2510:25
	Uncert:			+/-0.478						
	TPU:			+/-0.485						
QC1206261977 746146001 MS										
Radium-226	137	1.71		115	pCi/L		82.9	(75%-125%)	AW6	10/23/2510:25
	Uncert:	+/-0.584		+/-9.35						
	TPU:	+/-0.674		+/-19.1						

Notes:

TPU and Counting Uncertainty are calculated at the 95% confidence level (1.96-sigma).

The Qualifiers in this report are defined as follows:

U U Analyte was analyzed for, but not detected above the MDL, MDA, MDC or LOD.

QC Summary

Workorder: **746124**

Parmname	NOM	Sample	Qual	QC	Units	RPD%	REC%	Range	Anlst	Date Time

N/A indicates that spike recovery limits do not apply when sample concentration exceeds spike conc. by a factor of 4 or more or %RPD not applicable.
** Indicates analyte is a surrogate/tracer compound.
^ The Relative Percent Difference (RPD) obtained from the sample duplicate (DUP) is evaluated against the acceptence criteria when the sample is greater than five times (5X) the contract required detection limit (RL). In cases where either the sample or duplicate value is less than 5X the RL, a control limit of +/- the RL is used to evaluate the DUP result.
For PS, PSD, and SDILT results, the values listed are the measured amounts, not final concentrations.

Where the analytical method has been performed under NELAP certification, the analysis has met all of the requirements of the NELAC standard unless qualified on the QC Summary.

ALS Group USA, Corp.
3352 128th Ave Holland Michigan 49424 United States
T+1 616 399 6070 | F

right solutions, right partner.

Subcontract Chain of Custody

746124

SAMPLING STATE:

COC ID: HN2514383

Subcontract To:
GEL Laboratories - Charleston, SC TEL: (843) 556-8171
2040 Savage Road FAX: (866) 624-0132
Charleston South Carolina 29407

Due Date: 10/10/2025
Analysis Report Format: ALS Standard – Level II
Electronic Data Deliverable: ERM_EQUIS_CAN

Customer Information		Project Information		Parameter/Method Request for Analysis	
Purchase Order		Project Name	341-963 Sammis	A	EPA 903.1 Mod - Radium-226 (EXT SUB)
Work Order	HN2514383			B	EPA 904.0 - Radium-228 (EXT SUB)
Company Name	Holland - Environmental	Bill To Company	Holland - Environmental	C	
Send Report To	Jodi Blouw	Inv Attn	Accounts Payable	D	
Address	3352 128th Ave	Address	3352 128th Ave	E	
				F	
City/State/Zip	Holland Michigan 49424	City/State/Zip	Holland Michigan 49424	G	
Phone	+1 616 399 6070	Phone	+1 616 399 6070	H	
Fax		Fax		I	
Email Address	jodi.blouw@alsglobal.com			J	

ALS Sample ID	Client Sample ID	Matrix	Collection Date	Bottle	A	B	C	D	E	F	G	H	I	J
HN2514383-001	MW-3	Groundwater	09/30/2025 14:45	001-AA	X	X								

Relinquished by	Date Time	Received by	Date Time	Cooler ID's
[signature]	10/2/25 1500	Stacy Burns	10/6/25 930	
Relinquished by	Date Time	Received by	Date Time	
Sampled by				

GEL Laboratories LLC

SAMPLE RECEIPT & REVIEW FORM

Client: ALSE	SDG/AR/COC/Work Order: 746124	GEL PM:	
Received By: SB	Date Received at GEL: 10.06.25		

Carrier (circle Applicable)
FedEx Express FedEx Ground UPS Field Services Courier Client Other:

IR Temp gun # IR4 24 Daily Calibration Performed? Y/N

Tracking Number	Temp (C)	If over 6 °C, check if samples do not require cold preservation (ie radiochem only).	Tracking Number	Temp (C)	If over 6 °C, check if samples do not require cold preservation (ie radiochem only).
4308 9607 4302	21°	✓			
4298	21°	✓			

Suspected Hazard Information	Yes	No	*If Net Counts > 100cpm on samples not marked "radioactive", contact the Radiation Safety Group for further investigation.
A) Shipped as a DOT Hazardous?		✓	Hazard Class Shipped: UN#: If UN2910, Is the Radioactive Shipment Survey Compliant? Yes___ No___
B) Did the client designate the samples are to be received as radioactive?		✓	COC notation or radioactive stickers on containers equal client designation.
C) Did the RSO classify the samples as radioactive?		✓	Maximum Net Counts Observed* (Observed Counts - Area Background Counts): ___✓___ CPM / mR/Hr Classified as: Rad 1 Rad 2 Rad 3
D) Are there any sample hazards to document?		✓	If yes, select Hazards below. PCBs Flammable Foreign Soil RCRA Asbestos Beryllium Corrosive Other:
E) Was SDS received and reviewed by Lab Safety		✓	Circle Applicable: See additional Comments below. No additional comments needed after review.

	Sample Receipt Criteria	Yes	NA	No	Comments/Qualifiers (Required for Non-Conforming Items)
1	Shipping containers received intact and sealed?	✓			Circle Applicable: Direct client dropoff Seals broken Damaged container Leaking container Other (describe)
2	Chain of custody documents included with shipment?	✓			Circle Applicable: Client contacted and provided COC COC created upon receipt
3	If there are samples requiring cold preservation, did they arrive within (≤ 6 °C)?		✓		Preservation Method: Wet Ice Ice Packs Dry Ice None ✓ Other: *all temperatures recorded next to tracking numbers are in Celcius
4	Sample containers intact and sealed?	✓			Circle Applicable: Seals broken Damaged container Leaking container Other (describe)
5	Samples requiring chemical preservation at proper pH?	✓			Preserved per COC request or list Sample IDs and Containers Affected: If Preservation added, Lot#:
6	Do any samples require Volatile Analysis? (If yes, answer all three additional questions.)			✓	If Yes, are Encores or Soil Kits present? Yes___ No___ (If yes, take to VOA Freezer) Do liquid VOA vials contain acid preservation? Yes___ No___ NA___ (If unknown, select No) Are liquid VOA vials free of headspace? Yes___ No___ NA___ Sample IDs and containers affected:
7	Samples received within holding time?	✓			IDs and tests affected:
8	Sample IDs on COC match IDs on bottles?	✓			IDs and containers affected:
9	Date & time on COC match date & time on bottles?	✓			Circle Applicable: No dates on containers No times on containers COC missing info Other (describe)
10	Number of containers received match number indicated on COC?	✓			Circle Applicable: No container count on COC Missing Container (provide details) Other (describe)
11	Are sample containers identifiable as GEL provided by use of GEL labels?			✓	
12	COC form is properly signed in relinquished/received sections?	✓			Circle Applicable: Not relinquished Other (describe)

Comments:

PM (or PMA) review: Initials RT Date 10/7/25

Continuation Form Required when selected

GL-CHL-SR-001 Rev 8

List of current GEL Certifications as of 23 October 2025

State	Certification
Alabama	42200
Alaska	17-018
Alaska Drinking Water	SC00012
Arkansas	88-00651
CLIA	42D0904046
California	2940
Colorado	SC00012
Connecticut	PH-0169
DoD ELAP/ ISO17025 A2LA	2567.01
Florida NELAP	E87156
Foreign Soils Permit	525-24-281-19660
Georgia	SC00012
Georgia SDWA	967
Hawaii	SC00012
Idaho	SC00012
Illinois NELAP	200029
Indiana	C-SC-01
Kansas NELAP	E-10332
Kentucky SDWA	KY90129
Kentucky Wastewater	KY90129
Louisiana Drinking Water	LA024
Louisiana NELAP	03046 (AI33904)
Maine	2023019
Maryland	270
Massachusetts	M-SC012
Massachusetts PFAS Approval	Letter
Michigan	9976
Mississippi	SC00012
Nebraska	NE-OS-26-13
Nevada	NV-C24-00175
New Hampshire NELAP	205424
New Jersey NELAP	SC002
New Mexico	SC00012
New York NELAP	11501
North Carolina	233
North Carolina SDWA	45709
North Dakota	R-158
Oklahoma	2023-152
Pennsylvania NELAP	68-00485
Puerto Rico	SC00012
S. Carolina Radiochem	10120002
Sanitation Districts of LA	9255651
South Carolina Chemistry	10120001
Tennessee	TN 02934
Texas NELAP	T104704235
Utah NELAP	SC000122024-45
Vermont	VT87156
Virginia NELAP	460202
Washington	C780

Product: **GFPC Ra228, Liquid**
Analytical Method: EPA 904.0/SW846 9320 Modified
Analytical Procedure: GL-RAD-A-063 REV# 5
Analytical Batch: 2876076

The following samples were analyzed using the above methods and analytical procedure•s,.

GEL Sample ID#	Client Sample Identification
746124001	MW-3
1206259144	Method Blank •MB,
1206259145	746123001•SMMS-MW-4-100425, Sample Duplicate •DUP,
1206259146	Laboratory Control Sample •LCS,

The samples in this SDG were analyzed on an "as received" basis.

Data Summary:

All sample data provided in this report met the acceptance criteria specified in the analytical methods and procedures for initial calibration, continuing calibration, instrument controls and process controls where applicable, with the following exceptions.

Technical Information

Recounts
Sample 1206259146 •LCS, was recounted due to high recovery. The recount is reported.
Samples were re-eluted and recounted to verify sample results. The recounts are reported.

Product: **Lucas Cell, Ra226, Liquid**
Analytical Method: EPA 903.1 Modified
Analytical Procedure: GL-RAD-A-008 REV# 15
Analytical Batch: 2877620

The following samples were analyzed using the above methods and analytical procedure•s,.

GEL Sample ID#	Client Sample Identification
746124001	MW-3
1206261975	Method Blank •MB,
1206261976	746146001•NonSDG, Sample Duplicate •DUP,
1206261977	746146001•NonSDG, Matrix Spike •MS,
1206261978	Laboratory Control Sample •LCS,

The samples in this SDG were analyzed on an "as received" basis.

Data Summary:

All sample data provided in this report met the acceptance criteria specified in the analytical methods and procedures

for initial calibration, continuing calibration, instrument controls and process controls where applicable, with the following exceptions.

Miscellaneous Information

Additional Comments
The matrix spike, 1206261977 (Non SDG 746146001MS), aliquot was reduced to conserve sample volume.

Certification Statement

Where the analytical method has been performed under NELAP certification, the analysis has met all of the requirements of the NELAC standard unless otherwise noted in the analytical case narrative.

right solutions.
right partner.

November 03, 2025

Brian Spahlinger
Field & Technical Services, LLC
200 Third Ave.

Carnegie, Pennsylvania 15106

Date Received: **10/02/2025**
Work Order: **HN2514478**

Re: **341-963 Sammis**

Dear Brian,

Enclosed are the results of the sample(s) submitted to our laboratory.

The analytical data provided relates directly to the samples received by ALS Environmental - Holland and for only the analyses requested.

Sample results are compliant with industry accepted practices and Quality Control results achieved laboratory specifications. Any exceptions are noted in the Case Narrative, or noted with qualifiers in the report or QC batch information. Should this laboratory report need to be reproduced, it should be reproduced in full unless written approval has been obtained from ALS Environmental. Samples will be disposed in 30 days unless storage arrangements are made.

If you have any questions regarding this report, please feel free to contact me:
ADDRESS: 3352 128th Avenue, Holland, MI, USA PHONE: +1 (616) 399-6070 FAX: +1 (616) 399-6185

Jodi Blouw
/S/ JODI BLOUW

Project Manager

Client: Field & Technical Services, LLC **Work Order:** HN2514478
Project: 341-963 Sammis **Date Received:** 02-Oct-2025

CASE NARRATIVE

All analyses were performed consistent with the quality assurance program of ALS Environmental. This report contains analytical results for samples for the Tier II level requested by the client.

Sample Receipt

8 groundwater samples were received for analysis at ALS Environmental on 02-Oct-2025. Any discrepancies upon initial sample inspection are annotated on the sample receipt and preservation form included within this report. The samples were stored at minimum in accordance with the analytical method requirements.

Inorganics

EPA 9056A (High)

Run ID: 3562610

HN2514478-005: The reporting limit is elevated due to dilution for high concentrations of non-target analytes.

SAMPLE DETECTION SUMMARY

This form includes only detections above the limits as presented.

For a full listing of sample results, continue to the Sample Results section of this Report.

CLIENT ID: SMMS-MW-4-100425			Lab ID: HN2514478-001			
Analyte	**Results**	**Flag**	**MDL**	**MRL**	**Units**	**Method**
Alkalinity as CaCO3	83.2		1.43	2.00	mg/L	SM 2320 B-2021
Arsenic, dissolved	0.000217	J	0.000190	0.00499	mg/L	EPA 6020B
Barium	0.0366		0.000570	0.00499	mg/L	EPA 6020B
Barium, dissolved	0.0325		0.000570	0.00499	mg/L	EPA 6020B
Boron	0.116		0.0154	0.0200	mg/L	EPA 6020B
Boron, dissolved	0.108		0.0154	0.0200	mg/L	EPA 6020B
Calcium	44.8		0.221	0.500	mg/L	EPA 6020B
Calcium, dissolved	43.7		0.221	0.500	mg/L	EPA 6020B
Chloride	34.3		3.10	10.0	mg/L	EPA 9056A
Fluoride	0.361		0.0670	0.100	mg/L	EPA 9056A
Lead, dissolved	0.000332	J	0.000220	0.00499	mg/L	EPA 6020B
Lithium, dissolved	0.00196	J	0.00170	0.01000	mg/L	EPA 6020B
Molybdenum, dissolved	0.000460	J	0.000330	0.00499	mg/L	EPA 6020B
Potassium	2.48		0.0340	0.200	mg/L	EPA 6020B
Potassium, dissolved	2.33		0.0340	0.200	mg/L	EPA 6020B
Residue-filterable (TDS)	233		36.9	50.0	mg/L	SM 2540 C-2020
Sodium	28.2		0.129	0.200	mg/L	EPA 6020B
Sodium, dissolved	25.8		0.129	0.200	mg/L	EPA 6020B
Sulfate	61.3		1.90	10.0	mg/L	EPA 9056A
Thallium, dissolved	0.000241	J	0.000150	0.00499	mg/L	EPA 6020B

CLIENT ID: SMMS-MW-15-100425			Lab ID: HN2514478-002			
Analyte	**Results**	**Flag**	**MDL**	**MRL**	**Units**	**Method**
Alkalinity as CaCO3	86.4		1.43	2.00	mg/L	SM 2320 B-2021
Barium	0.0328		0.000570	0.00499	mg/L	EPA 6020B
Barium, dissolved	0.0310		0.000570	0.00499	mg/L	EPA 6020B
Beryllium, dissolved	0.000158	J	0.000130	0.00199	mg/L	EPA 6020B
Boron	0.197		0.0154	0.0200	mg/L	EPA 6020B
Boron, dissolved	0.193		0.0154	0.0200	mg/L	EPA 6020B
Calcium	50.8		0.221	0.500	mg/L	EPA 6020B
Calcium, dissolved	49.7		0.221	0.500	mg/L	EPA 6020B
Chloride	39.3		3.10	10.0	mg/L	EPA 9056A
Cobalt	0.000522	J	0.000270	0.00499	mg/L	EPA 6020B
Cobalt, dissolved	0.000367	J	0.000270	0.00499	mg/L	EPA 6020B
Fluoride	0.473		0.0670	0.100	mg/L	EPA 9056A
Lead	0.000534	J	0.000220	0.00499	mg/L	EPA 6020B
Lithium	0.00201	J	0.00170	0.01000	mg/L	EPA 6020B
Lithium, dissolved	0.00242	J	0.00170	0.01000	mg/L	EPA 6020B
Molybdenum, dissolved	0.000476	J	0.000330	0.00499	mg/L	EPA 6020B
Potassium	2.53		0.0340	0.200	mg/L	EPA 6020B
Potassium, dissolved	2.47		0.0340	0.200	mg/L	EPA 6020B

SAMPLE DETECTION SUMMARY

This form includes only detections above the limits as presented.

For a full listing of sample results, continue to the Sample Results section of this Report.

CLIENT ID: SMMS-MW-15-100425 — **Lab ID: HN2514478-002**

Analyte	Results	Flag	MDL	MRL	Units	Method
Residue-filterable (TDS)	260		36.9	50.0	mg/L	SM 2540 C-2020
Sodium	31.6		0.129	0.200	mg/L	EPA 6020B
Sodium, dissolved	29.2		0.129	0.200	mg/L	EPA 6020B
Sulfate	74.2		1.90	10.0	mg/L	EPA 9056A
Thallium, dissolved	0.000316	J	0.000150	0.00499	mg/L	EPA 6020B

CLIENT ID: SMMS-MW-5-100425 — **Lab ID: HN2514478-003**

Analyte	Results	Flag	MDL	MRL	Units	Method
Alkalinity as CaCO3	57.6		1.43	2.00	mg/L	SM 2320 B-2021
Arsenic	0.000231	J	0.000190	0.00499	mg/L	EPA 6020B
Barium	0.0213		0.000570	0.00499	mg/L	EPA 6020B
Barium, dissolved	0.0203		0.000570	0.00499	mg/L	EPA 6020B
Boron	0.0838		0.0154	0.0200	mg/L	EPA 6020B
Boron, dissolved	0.0803		0.0154	0.0200	mg/L	EPA 6020B
Cadmium	0.000183	J	0.000140	0.00199	mg/L	EPA 6020B
Calcium	47.7		0.221	0.500	mg/L	EPA 6020B
Calcium, dissolved	46.9		0.221	0.500	mg/L	EPA 6020B
Chloride	41.3		3.10	10.0	mg/L	EPA 9056A
Chromium	0.00123	J	0.000610	0.00499	mg/L	EPA 6020B
Cobalt	0.00188	J	0.000270	0.00499	mg/L	EPA 6020B
Cobalt, dissolved	0.00171	J	0.000270	0.00499	mg/L	EPA 6020B
Fluoride	0.689		0.268	0.400	mg/L	EPA 9056A
Mercury	0.000226		0.000160	0.000200	mg/L	EPA 7470A
Potassium	2.56		0.0340	0.200	mg/L	EPA 6020B
Potassium, dissolved	2.37		0.0340	0.200	mg/L	EPA 6020B
Residue-filterable (TDS)	280		36.9	50.0	mg/L	SM 2540 C-2020
Selenium, dissolved	0.000626	J	0.000480	0.00499	mg/L	EPA 6020B
Sodium	34.8		0.129	0.200	mg/L	EPA 6020B
Sodium, dissolved	31.9		0.129	0.200	mg/L	EPA 6020B
Sulfate	103		1.90	10.0	mg/L	EPA 9056A

CLIENT ID: SMMS-MW-1-100425 — **Lab ID: HN2514478-004**

Analyte	Results	Flag	MDL	MRL	Units	Method
Alkalinity as CaCO3	82.2		1.43	2.00	mg/L	SM 2320 B-2021
Arsenic	0.000349	J	0.000190	0.00499	mg/L	EPA 6020B
Arsenic, dissolved	0.000199	J	0.000190	0.00499	mg/L	EPA 6020B
Barium	0.0324		0.000570	0.00499	mg/L	EPA 6020B
Barium, dissolved	0.0313		0.000570	0.00499	mg/L	EPA 6020B
Boron	0.0570		0.0154	0.0200	mg/L	EPA 6020B
Boron, dissolved	0.0535		0.0154	0.0200	mg/L	EPA 6020B
Calcium	41.7		0.221	0.500	mg/L	EPA 6020B

SAMPLE DETECTION SUMMARY

This form includes only detections above the limits as presented.

For a full listing of sample results, continue to the Sample Results section of this Report.

CLIENT ID: SMMS-MW-1-100425 **Lab ID: HN2514478-004**

Analyte	Results	Flag	MDL	MRL	Units	Method
Calcium, dissolved	41.2		0.221	0.500	mg/L	EPA 6020B
Chloride	32.3		3.10	10.0	mg/L	EPA 9056A
Fluoride	0.382		0.0670	0.100	mg/L	EPA 9056A
Lead	0.000242	J	0.000220	0.00499	mg/L	EPA 6020B
Molybdenum	0.000355	J	0.000330	0.00499	mg/L	EPA 6020B
Molybdenum, dissolved	0.000388	J	0.000330	0.00499	mg/L	EPA 6020B
Potassium	2.60		0.0340	0.200	mg/L	EPA 6020B
Potassium, dissolved	2.43		0.0340	0.200	mg/L	EPA 6020B
Residue-filterable (TDS)	203		36.9	50.0	mg/L	SM 2540 C-2020
Sodium	26.4		0.129	0.200	mg/L	EPA 6020B
Sodium, dissolved	24.6		0.129	0.200	mg/L	EPA 6020B
Sulfate	58.3		1.90	10.0	mg/L	EPA 9056A

CLIENT ID: SMMS-MW-2-100425 **Lab ID: HN2514478-005**

Analyte	Results	Flag	MDL	MRL	Units	Method
Alkalinity as CaCO3	75.1		1.43	2.00	mg/L	SM 2320 B-2021
Arsenic	0.000886	J	0.000190	0.00499	mg/L	EPA 6020B
Arsenic, dissolved	0.000194	J	0.000190	0.00499	mg/L	EPA 6020B
Barium	0.0337		0.000570	0.00499	mg/L	EPA 6020B
Barium, dissolved	0.0276		0.000570	0.00499	mg/L	EPA 6020B
Boron	0.0472		0.0154	0.0200	mg/L	EPA 6020B
Boron, dissolved	0.0442		0.0154	0.0200	mg/L	EPA 6020B
Calcium	37.1		0.221	0.500	mg/L	EPA 6020B
Calcium, dissolved	36.7		0.221	0.500	mg/L	EPA 6020B
Chromium	0.00303	J	0.000610	0.00499	mg/L	EPA 6020B
Chromium, dissolved	0.000690	J	0.000610	0.00499	mg/L	EPA 6020B
Cobalt	0.000375	J	0.000270	0.00499	mg/L	EPA 6020B
Fluoride	0.295		0.0670	0.100	mg/L	EPA 9056A
Lead	0.00130	J	0.000220	0.00499	mg/L	EPA 6020B
Molybdenum	0.000446	J	0.000330	0.00499	mg/L	EPA 6020B
Molybdenum, dissolved	0.000349	J	0.000330	0.00499	mg/L	EPA 6020B
Potassium	2.30		0.0340	0.200	mg/L	EPA 6020B
Potassium, dissolved	2.25		0.0340	0.200	mg/L	EPA 6020B
Residue-filterable (TDS)	177		36.9	50.0	mg/L	SM 2540 C-2020
Sodium	24.0		0.129	0.200	mg/L	EPA 6020B
Sodium, dissolved	22.5		0.129	0.200	mg/L	EPA 6020B
Sulfate	52.2		3.04	16.0	mg/L	EPA 9056A

CLIENT ID: SMMS-P-2-100425 **Lab ID: HN2514478-006**

Analyte	Results	Flag	MDL	MRL	Units	Method
Alkalinity as CaCO3	88.8		1.43	2.00	mg/L	SM 2320 B-2021

SAMPLE DETECTION SUMMARY

This form includes only detections above the limits as presented.

For a full listing of sample results, continue to the Sample Results section of this Report.

CLIENT ID: SMMS-P-2-100425			Lab ID: HN2514478-006			
Analyte	**Results**	**Flag**	**MDL**	**MRL**	**Units**	**Method**
Barium	0.0321		0.000570	0.00499	mg/L	EPA 6020B
Barium, dissolved	0.0341		0.000570	0.00499	mg/L	EPA 6020B
Boron	0.0726		0.0154	0.0200	mg/L	EPA 6020B
Boron, dissolved	0.0686		0.0154	0.0200	mg/L	EPA 6020B
Calcium	47.1		0.221	0.500	mg/L	EPA 6020B
Calcium, dissolved	47.3		0.221	0.500	mg/L	EPA 6020B
Chloride	16.2		3.10	10.0	mg/L	EPA 9056A
Cobalt	0.000629	J	0.000270	0.00499	mg/L	EPA 6020B
Cobalt, dissolved	0.000631	J	0.000270	0.00499	mg/L	EPA 6020B
Fluoride	0.646		0.268	0.400	mg/L	EPA 9056A
Lead, dissolved	0.000240	J	0.000220	0.00499	mg/L	EPA 6020B
Lithium, dissolved	0.00186	J	0.00170	0.01000	mg/L	EPA 6020B
Potassium	2.52		0.0340	0.200	mg/L	EPA 6020B
Potassium, dissolved	2.42		0.0340	0.200	mg/L	EPA 6020B
Residue-filterable (TDS)	243		36.9	50.0	mg/L	SM 2540 C-2020
Sodium	29.4		0.129	0.200	mg/L	EPA 6020B
Sodium, dissolved	27.5		0.129	0.200	mg/L	EPA 6020B
Sulfate	112		1.90	10.0	mg/L	EPA 9056A

CLIENT ID: SMMS-MW-9-100425			Lab ID: HN2514478-007			
Analyte	**Results**	**Flag**	**MDL**	**MRL**	**Units**	**Method**
Alkalinity as CaCO3	97.5		1.43	2.00	mg/L	SM 2320 B-2021
Arsenic, dissolved	0.000196	J	0.000190	0.00499	mg/L	EPA 6020B
Barium	0.0297		0.000570	0.00499	mg/L	EPA 6020B
Barium, dissolved	0.0300		0.000570	0.00499	mg/L	EPA 6020B
Boron	0.135		0.0154	0.0200	mg/L	EPA 6020B
Boron, dissolved	0.130		0.0154	0.0200	mg/L	EPA 6020B
Calcium	50.8		0.221	0.500	mg/L	EPA 6020B
Calcium, dissolved	51.4		0.221	0.500	mg/L	EPA 6020B
Chloride	35.3		1.24	4.00	mg/L	EPA 9056A
Fluoride	0.509		0.268	0.400	mg/L	EPA 9056A
Lead, dissolved	0.00473	J	0.000220	0.00499	mg/L	EPA 6020B
Lithium	0.00243	J	0.00170	0.01000	mg/L	EPA 6020B
Lithium, dissolved	0.00286	J	0.00170	0.01000	mg/L	EPA 6020B
Molybdenum	0.000725	J	0.000330	0.00499	mg/L	EPA 6020B
Molybdenum, dissolved	0.000656	J	0.000330	0.00499	mg/L	EPA 6020B
Potassium	2.70		0.0340	0.200	mg/L	EPA 6020B
Potassium, dissolved	2.72		0.0340	0.200	mg/L	EPA 6020B
Residue-filterable (TDS)	260		36.9	50.0	mg/L	SM 2540 C-2020
Sodium	28.5		0.129	0.200	mg/L	EPA 6020B
Sodium, dissolved	27.0		0.129	0.200	mg/L	EPA 6020B

SAMPLE DETECTION SUMMARY

This form includes only detections above the limits as presented.

For a full listing of sample results, continue to the Sample Results section of this Report.

CLIENT ID: SMMS-MW-9-100425 **Lab ID: HN2514478-007**

Analyte	Results	Flag	MDL	MRL	Units	Method
Sulfate	73.6		0.760	4.00	mg/L	EPA 9056A

CLIENT ID: SMMS-M-99A-100425 **Lab ID: HN2514478-008**

Analyte	Results	Flag	MDL	MRL	Units	Method
Alkalinity as CaCO3	58.2		1.43	2.00	mg/L	SM 2320 B-2021
Arsenic	0.000255	J	0.000190	0.00499	mg/L	EPA 6020B
Barium	0.0218		0.000570	0.00499	mg/L	EPA 6020B
Barium, dissolved	0.0202		0.000570	0.00499	mg/L	EPA 6020B
Boron	0.0839		0.0154	0.0200	mg/L	EPA 6020B
Boron, dissolved	0.0780		0.0154	0.0200	mg/L	EPA 6020B
Cadmium	0.000187	J	0.000140	0.00199	mg/L	EPA 6020B
Calcium	47.3		0.221	0.500	mg/L	EPA 6020B
Calcium, dissolved	46.4		0.221	0.500	mg/L	EPA 6020B
Chloride	44.2		1.24	4.00	mg/L	EPA 9056A
Chromium	0.00176	J	0.000610	0.00499	mg/L	EPA 6020B
Cobalt	0.00183	J	0.000270	0.00499	mg/L	EPA 6020B
Cobalt, dissolved	0.00169	J	0.000270	0.00499	mg/L	EPA 6020B
Fluoride	0.651		0.268	0.400	mg/L	EPA 9056A
Potassium	2.54		0.0340	0.200	mg/L	EPA 6020B
Potassium, dissolved	2.48		0.0340	0.200	mg/L	EPA 6020B
Residue-filterable (TDS)	270		36.9	50.0	mg/L	SM 2540 C-2020
Sodium	34.6		0.129	0.200	mg/L	EPA 6020B
Sodium, dissolved	32.3		0.129	0.200	mg/L	EPA 6020B
Sulfate	117		3.04	16.0	mg/L	EPA 9056A

SAMPLE SUMMARY

Client: Field & Technical Services, LLC
Project: 341-963 Sammis
Workorder: HN2514478

Laboratory Sample ID	Client Sample ID	Sample Matrix	Collection Date	Date Received
HN2514478-001	SMMS-MW-4-100425	GROUNDWATER	10/01/25 10:10	10/02/25 10:00
HN2514478-002	SMMS-MW-15-100425	GROUNDWATER	10/01/25 11:40	10/02/25 10:00
HN2514478-003	SMMS-MW-5-100425	GROUNDWATER	10/01/25 14:10	10/02/25 10:00
HN2514478-004	SMMS-MW-1-100425	GROUNDWATER	10/01/25 09:07	10/02/25 10:00
HN2514478-005	SMMS-MW-2-100425	GROUNDWATER	10/01/25 11:23	10/02/25 10:00
HN2514478-006	SMMS-P-2-100425	GROUNDWATER	10/01/25 13:02	10/02/25 10:00
HN2514478-007	SMMS-MW-9-100425	GROUNDWATER	10/01/25 14:07	10/02/25 10:00
HN2514478-008	SMMS-M-99A-100425	GROUNDWATER	10/01/25 08:00	10/02/25 10:00

Simi Valley, CA +1 805 526 7161 | Cincinnati, OH +1 513 733 5336 | Fort Collins, CO +1 970 490 1511 | Houston, TX +1 281 530 5656 | Valparaiso, IN +1 219 299 8127 | South Charleston, WV +1 304 356 3168
Kelso, WA +1 360 577 7222 | Everett, WA +1 425 356 2600 | Holland, MI +1 616 399 6070 | Middletown, PA +1 717 944 5541 | Salt Lake City, UT +1 801 266 7700 | Rochester, NY +1 585 288 5380

Chain of Custody Form

Page 1 of 1

COC ID: 077342

ALS Project Manager: Jodi Blouw | ALS Work Order #:

Customer Information		Project Information		Parameter/Method Request for Analysis	
Purchase Order		Project Name	Sammis Environmental Services	A	6020B-7470A - Total Metals
Quote #		Project Number	CEC25000-02	B	6020B - 7470A - Dissolved Metals
Company Name	FTS	Bill To Company	CEC	C	2320B-9056A-2540C
Send Report To	Angela Gatchie	Invoice Attn	Robert Eaton	D	903-904-Radium 226 & 228
Address	200 3rd Avenue	Address	700 Cherrington Pkwy	E	
				F	
City/State/Zip	Carnegie, PA 15106	City/State/Zip	Moon Twp, PA 15108	G	10/4/25
Phone	412-428-9411	Phone	412-249-2378	H	SC
Fax		Fax		I	
e-Mail Address	dgatchie@f-ts.com	e-Mail Address		J	

No.	Sample Description	Date	Time	Matrix	Pres.	# Bottles	A	B	C	D	E	F	G	H	I	J	Hold
1	SMMS-MW-4-100425	~~10/4/25~~ 10/1/25	1010	GW	2	5	1	1	1	2							
2	SMMS-MW-15-100425	~~10/4/25~~	1140	GW	2	5	1	1	1	2							
3	SMMS-MW-5-100425	~~10/4/25~~	1410	GW	2	5	1	1	1	2							
4	SMMS-MW-1-100425	~~10/4/25~~	0907	GW	2	5	1	1	1	2							
5	SMMS-MW-2-100425	~~10/4/25~~	1123	GW	2	5	1	1	1	2							
6	SMMS-P-2-100425	~~10/4/25~~	1302	GW	2	5	1	1	1	2							
7	SMMS-MW-9-100425	~~10/4/25~~	1407	GW	2	5	1	1	1	2							
8	SMMS-M-99A-100425	~~10/4/25~~	0800	GW	2	5	1	1	1	2							
9																	
10			10/4/25				SC										

Environmental Division Holland
Work Order Reference
HN2514478

Telephone : +1 616 399 6070

Page 9 of 64

Sampler(s) Please Print & Sign: Sydney Calhoun, Jodi Furman

Shipment Method:

Turnaround Time in Business Days (BD): ☐ 10 BD ☐ 5 BD ☐ 3 BD ☐ 2 BD ☐ 1 BD ☒ Other: STD

Results Due Date:

Relinquished by:	Date:	Time:	Received by:	Date:	Time:
Jodi Furman	10-1-25	1559	ALS		
ALS	10/1/25	1635		10/2/25	1000

Logged by (Laboratory): DFS | Date: 10/2/25 | Time: 1045 | Checked by (Laboratory):

Notes: Sample Date adjusted per client PSM 10/1/25 1630

Cooler ID	Cooler Temp.
IR6	2.1°c
pH43	2.5°c

QC Package: (Check One Box Below)
☐ Level II Std QC ☐ TRRP Checklist
☐ Level III Std QC/Raw Data ☐ TRRP Level IV
☐ Level IV SW846/CLP
☐ Other

Preservative Key: 1-HCl 2-HNO_3 3-H_2SO_4 4-NaOH 5-$Na_2S_2O_3$ 6-$NaHSO_4$ 7-Other 8-4°C 9-5035

Note: 1. Any changes must be made in writing once samples and COC Form have been submitted to ALS Environmental.
2. Unless otherwise agreed in a formal contract, services provided by ALS Environmental are expressly limited to the terms and conditions stated on the reverse.
3. The Chain of Custody is a legal document. All information must be completed accurately.

Copyright 2022 by ALS Environmental
ALS-COC-2022-R00

ALS Holland Sample Receiving Checklist

Received by:	Diane F. Shaw
Date/Time:	10/2/25 1000
Carrier Name:	FED EX
Shipping container/cooler in good condition?	Yes / No / Not Present
Custody seals intact on shipping container/cooler?	Yes / No / Not Present
Custody seals intact on sample bottles?	Yes / No / Not Present
Chain of Custody present?	Yes / No
COC signed when relinquished and received?	Yes / No
COC agrees with sample labels?	Yes / No
Samples in proper container/bottle?	Yes / No
Sample containers intact?	Yes / No
Sufficient sample volume for indicated test?	Yes / No
All samples received within holding time?	Yes / No
Container/Temp Blank temperature in compliance?	Yes / No
Temperature(s) (°C):	2.1/2.1, 2.5/2.5°c
Thermometer(s):	IR6
Sample(s) received on ice?	Yes / No
Matrix/Matrices:	GW
Cooler(s)/Kit(s):	2
Date/Time sample(s) sent to storage:	10/2/25 1115
Water – VOA vials have zero headspace?	Yes / No / No Vials
Water – pH acceptable upon receipt?	Yes / No / N/A
pH strip lot #: 43	< 2 X > 12 ____ Other ____
pH adjusted (note adjustments below)?	Yes / No / N/A
pH adjusted by:	____

Login Notes:

REPORT QUALIFIERS AND DEFINITIONS

*	Value exceeds Regulatory Limit (if MCL displayed)
a	Analyte is non-accredited
B	Analyte detected in the associated Method Blank above the Reporting Limit
E	Value above quantitation range
H	Analyzed outside of Holding Time
J	Analyte is present at an estimated concentration between the MDL and Report Limit
NC	Not Calculated
ND	Not Detected at the Reporting Limit
O	Sample amount is > 4 times amount spiked
P	Dual Column results percent difference > 40%
R	RPD above laboratory control limit
S	Spike Recovery outside laboratory control limits
U	Analyzed but not detected above the MDL
V	The Continuing Calibration Verification was outside of control criteria
X	Analyte was detected in the Method Blank between the MDL and Reporting Limit, sample results may exhibit background or reagent contamination at the observed level.

Holland Laboratory Certifications[1]

Agency	Type	ID	Issued	Expires
Alabama	Drinking Water (Secondary)	42500	12/17/2024	12/31/2025
Colorado	UST		07/01/2025	06/30/2026
Connecticut	Drinking Water (Secondary)	PH-0155	12/10/2024	12/31/2026
Florida	NELAP (Primary)	E871106	07/01/2025	06/30/2026
Illinois	NELAP (Secondary)	200076	11/14/2024	12/31/2025
Indiana	Drinking Water (Secondary)	C-MI-08	12/31/2024	09/04/2026
Iowa	State Specific	403	09/18/2023	09/01/2025
Kansas	NELAP (Secondary)	E-10411	07/09/2024	07/31/2025
Kentucky	Waste Water	KY98004	12/20/2024	12/31/2025
Kentucky	UST	120474	06/24/2024	06/30/2025
Michigan	Drinking Water (Primary)	0022	12/19/2023	09/04/2026
Minnesota	NELAP (Secondary)	026-999-449	12/17/2024	12/31/2025
Missouri	Drinking Water (Secondary)	01262	11/14/2024	12/30/2027
New Jersey	NELAP (Secondary)	MI015	07/01/2024	6/30/2025
New York	NELAP (Secondary)	12128	04/01/2025	04/01/2026
North Dakota	State Specific	R-192	11/18/2024	06/30/2025
Ohio	Drinking Water (Secondary)	87783	06/26/2025	6/30/2026
Pennsylvania	NELAP (Secondary)	68-03827	06/14/2024	07/31/2025
Texas	NELAP (Secondary)	T104704494	02/12/2025	01/31/2026
USDA	Domestic CA	Soil-MI-007	02/06/2025	08/07/2026
USDA	Soil Import	525-23-62-77572	03/03/2023	03/03/2026
West Virginia	State Specific	355	06/07/2025	08/31/2026
Wisconsin	State Specific	399084510	08/15/2024	08/31/2025

1 - Scope available upon request

ANALYST SUMMARY

Client: Field & Technical Services, LLC
Project: 341-963 Sammis
Work Order: HN2514478

Sample Name: SMMS-MW-4-100425
Laboratory Code: HN2514478-001
Sample Matrix: GROUNDWATER
Date Collected: 10/01/25
Date Received: 10/02/25

Analysis Method	Preparation Method	Container ID	Preparation Lot	Prepared By	Analysis Lot	Analyzed By
EPA 6020B	EPA 3015A	001-AB	2257285	Denise Coffey	3563617	Hunter Johnson
EPA 6020B	EPA 3015A	001-AA	2257283	Denise Coffey	3563636	Stephanie Pierson
EPA 6020B	EPA 3015A	001-AA	2257283	Denise Coffey	3570456	Stephanie Pierson
EPA 7470A	Method	001-AA	2255926	Maxx Richey	3556836	Maxx Richey
EPA 7470A	Method	001-AB	2259921	Maxx Richey	3563848	Maxx Richey
EPA 9056A	Method	001-AC	2257448	Sage Hansen	3562610	Sage Hansen
EPA 9056A	Method	001-AC	2260859	Sage Hansen	3565830	Sage Hansen
SM 2320 B-2021	SM 2320 B-2021	001-AC	2255877	Kelsey Beaudette	3555808	Kelsey Beaudette
SM 2540 C-2020	SM 2540 C-2015	001-AC	2253954	Laci Anderson	3561724	Jenna Vargo

Sample Name: SMMS-MW-15-100425
Laboratory Code: HN2514478-002
Sample Matrix: GROUNDWATER
Date Collected: 10/01/25
Date Received: 10/02/25

Analysis Method	Preparation Method	Container ID	Preparation Lot	Prepared By	Analysis Lot	Analyzed By
EPA 6020B	EPA 3015A	002-AB	2257285	Denise Coffey	3563617	Hunter Johnson
EPA 6020B	EPA 3015A	002-AA	2257283	Denise Coffey	3563636	Stephanie Pierson
EPA 6020B	EPA 3015A	002-AA	2257283	Denise Coffey	3570456	Stephanie Pierson
EPA 7470A	Method	002-AA	2255926	Maxx Richey	3556836	Maxx Richey
EPA 7470A	Method	002-AB	2259921	Maxx Richey	3563848	Maxx Richey
EPA 9056A	Method	002-AC	2257448	Sage Hansen	3562610	Sage Hansen
EPA 9056A	Method	002-AC	2260859	Sage Hansen	3565830	Sage Hansen
SM 2320 B-2021	SM 2320 B-2021	002-AC	2255877	Kelsey Beaudette	3555808	Kelsey Beaudette
SM 2540 C-2020	SM 2540 C-2015	002-AC	2253954	Laci Anderson	3561724	Jenna Vargo

Sample Name: SMMS-MW-5-100425
Laboratory Code: HN2514478-003
Sample Matrix: GROUNDWATER
Date Collected: 10/01/25
Date Received: 10/02/25

Analysis Method	Preparation Method	Container ID	Preparation Lot	Prepared By	Analysis Lot	Analyzed By
EPA 6020B	EPA 3015A	003-AB	2257285	Denise Coffey	3563617	Hunter Johnson

ANALYST SUMMARY

Client: Field & Technical Services, LLC
Project: 341-963 Sammis
Work Order: HN2514478

Sample Name: SMMS-MW-5-100425
Laboratory Code: HN2514478-003
Sample Matrix: GROUNDWATER
Date Collected: 10/01/25
Date Received: 10/02/25

Analysis Method	Preparation Method	Container ID	Preparation Lot	Prepared By	Analysis Lot	Analyzed By
EPA 6020B	EPA 3015A	003-AA	2257283	Denise Coffey	3563636	Stephanie Pierson
EPA 6020B	EPA 3015A	003-AA	2257283	Denise Coffey	3570456	Stephanie Pierson
EPA 7470A	Method	003-AA	2255926	Maxx Richey	3556836	Maxx Richey
EPA 7470A	Method	003-AB	2259921	Maxx Richey	3563848	Maxx Richey
EPA 9056A	Method	003-AC	2257448	Sage Hansen	3562610	Sage Hansen
EPA 9056A	Method	003-AC	2260859	Sage Hansen	3565830	Sage Hansen
SM 2320 B-2021	SM 2320 B-2021	003-AC	2255877	Kelsey Beaudette	3555808	Kelsey Beaudette
SM 2540 C-2020	SM 2540 C-2015	003-AC	2253954	Laci Anderson	3561724	Jenna Vargo

Sample Name: SMMS-MW-1-100425
Laboratory Code: HN2514478-004
Sample Matrix: GROUNDWATER
Date Collected: 10/01/25
Date Received: 10/02/25

Analysis Method	Preparation Method	Container ID	Preparation Lot	Prepared By	Analysis Lot	Analyzed By
EPA 6020B	EPA 3015A	004-AB	2257285	Denise Coffey	3563617	Hunter Johnson
EPA 6020B	EPA 3015A	004-AA	2257283	Denise Coffey	3563636	Stephanie Pierson
EPA 6020B	EPA 3015A	004-AA	2257283	Denise Coffey	3570456	Stephanie Pierson
EPA 7470A	Method	004-AA	2255926	Maxx Richey	3556836	Maxx Richey
EPA 7470A	Method	004-AB	2259921	Maxx Richey	3563848	Maxx Richey
EPA 9056A	Method	004-AC	2257448	Sage Hansen	3562610	Sage Hansen
EPA 9056A	Method	004-AC	2260859	Sage Hansen	3565830	Sage Hansen
SM 2320 B-2021	SM 2320 B-2021	004-AC	2255877	Kelsey Beaudette	3555808	Kelsey Beaudette
SM 2540 C-2020	SM 2540 C-2015	004-AC	2253954	Laci Anderson	3561724	Jenna Vargo

Sample Name: SMMS-MW-2-100425
Laboratory Code: HN2514478-005
Sample Matrix: GROUNDWATER
Date Collected: 10/01/25
Date Received: 10/02/25

Analysis Method	Preparation Method	Container ID	Preparation Lot	Prepared By	Analysis Lot	Analyzed By
EPA 6020B	EPA 3015A	005-AB	2257285	Denise Coffey	3563617	Hunter Johnson
EPA 6020B	EPA 3015A	005-AA	2257283	Denise Coffey	3563636	Stephanie Pierson

ANALYST SUMMARY

Client: Field & Technical Services, LLC
Project: 341-963 Sammis
Work Order: HN2514478

Sample Name: SMMS-MW-2-100425
Laboratory Code: HN2514478-005
Sample Matrix: GROUNDWATER
Date Collected: 10/01/25
Date Received: 10/02/25

Analysis Method	Preparation Method	Container ID	Preparation Lot	Prepared By	Analysis Lot	Analyzed By
EPA 6020B	EPA 3015A	005-AA	2257283	Denise Coffey	3566936	Stephanie Pierson
EPA 7470A	Method	005-AA	2255926	Maxx Richey	3556836	Maxx Richey
EPA 7470A	Method	005-AB	2259921	Maxx Richey	3563848	Maxx Richey
EPA 9056A	Method	005-AC	2257448	Sage Hansen	3562610	Sage Hansen
EPA 9056A	Method	005-AC	2260859	Sage Hansen	3565830	Sage Hansen
EPA 9056A	Method	005-AC	2262510	Sage Hansen	3570255	Sage Hansen
SM 2320 B-2021	SM 2320 B-2021	005-AC	2255877	Kelsey Beaudette	3555808	Kelsey Beaudette
SM 2540 C-2020	SM 2540 C-2015	005-AC	2253954	Laci Anderson	3561724	Jenna Vargo

Sample Name: SMMS-P-2-100425
Laboratory Code: HN2514478-006
Sample Matrix: GROUNDWATER
Date Collected: 10/01/25
Date Received: 10/02/25

Analysis Method	Preparation Method	Container ID	Preparation Lot	Prepared By	Analysis Lot	Analyzed By
EPA 6020B	EPA 3015A	006-AB	2257285	Denise Coffey	3563617	Hunter Johnson
EPA 6020B	EPA 3015A	006-AA	2257283	Denise Coffey	3563636	Stephanie Pierson
EPA 6020B	EPA 3015A	006-AA	2257283	Denise Coffey	3566936	Stephanie Pierson
EPA 7470A	Method	006-AA	2255926	Maxx Richey	3556836	Maxx Richey
EPA 7470A	Method	006-AB	2259921	Maxx Richey	3563848	Maxx Richey
EPA 9056A	Method	006-AC	2257448	Sage Hansen	3562610	Sage Hansen
EPA 9056A	Method	006-AC	2260859	Sage Hansen	3565830	Sage Hansen
SM 2320 B-2021	SM 2320 B-2021	006-AC	2255877	Kelsey Beaudette	3555808	Kelsey Beaudette
SM 2540 C-2020	SM 2540 C-2015	006-AC	2253954	Laci Anderson	3561724	Jenna Vargo

Sample Name: SMMS-MW-9-100425
Laboratory Code: HN2514478-007
Sample Matrix: GROUNDWATER
Date Collected: 10/01/25
Date Received: 10/02/25

Analysis Method	Preparation Method	Container ID	Preparation Lot	Prepared By	Analysis Lot	Analyzed By
EPA 6020B	EPA 3015A	007-AB	2257285	Denise Coffey	3563617	Hunter Johnson
EPA 6020B	EPA 3015A	007-AA	2257283	Denise Coffey	3563636	Stephanie Pierson

ANALYST SUMMARY

Client: Field & Technical Services, LLC
Project: 341-963 Sammis
Work Order: HN2514478

Sample Name: SMMS-MW-9-100425
Laboratory Code: HN2514478-007
Sample Matrix: GROUNDWATER
Date Collected: 10/01/25
Date Received: 10/02/25

Analysis Method	Preparation Method	Container ID	Preparation Lot	Prepared By	Analysis Lot	Analyzed By
EPA 6020B	EPA 3015A	007-AA	2257283	Denise Coffey	3566936	Stephanie Pierson
EPA 7470A	Method	007-AA	2255926	Maxx Richey	3556836	Maxx Richey
EPA 7470A	Method	007-AB	2259921	Maxx Richey	3563848	Maxx Richey
EPA 9056A	Method	007-AC	2262510	Sage Hansen	3570255	Sage Hansen
SM 2320 B-2021	SM 2320 B-2021	007-AC	2256956	Kelsey Beaudette	3557805	Kelsey Beaudette
SM 2540 C-2020	SM 2540 C-2015	007-AC	2253954	Laci Anderson	3561724	Jenna Vargo

Sample Name: SMMS-M-99A-100425
Laboratory Code: HN2514478-008
Sample Matrix: GROUNDWATER
Date Collected: 10/01/25
Date Received: 10/02/25

Analysis Method	Preparation Method	Container ID	Preparation Lot	Prepared By	Analysis Lot	Analyzed By
EPA 6020B	EPA 3015A	008-AB	2257285	Denise Coffey	3563617	Hunter Johnson
EPA 6020B	EPA 3015A	008-AA	2257283	Denise Coffey	3563636	Stephanie Pierson
EPA 6020B	EPA 3015A	008-AA	2257283	Denise Coffey	3566936	Stephanie Pierson
EPA 7470A	Method	008-AA	2255926	Maxx Richey	3556836	Maxx Richey
EPA 7470A	Method	008-AB	2259921	Maxx Richey	3563848	Maxx Richey
EPA 9056A	Method	008-AC	2262510	Sage Hansen	3570255	Sage Hansen
EPA 9056A	Method	008-AC	2265486	Sage Hansen	3574080	Sage Hansen
SM 2320 B-2021	SM 2320 B-2021	008-AC	2256956	Kelsey Beaudette	3557805	Kelsey Beaudette
SM 2540 C-2020	SM 2540 C-2015	008-AC	2253954	Laci Anderson	3561724	Jenna Vargo

Analytical Report

Client:	Field & Technical Services, LLC	**Work Order:**	HN2514478
Project:	341-963 Sammis	**Date Collected:**	10/01/25 10:10
Matrix:	GROUNDWATER	**Date Received:**	10/02/25 10:00

CLIENT ID: SMMS-MW-4-100425 **Lab ID: HN2514478-001**

Analyte	Method	Results	Qual	Units	MDL	MRL	Dilution Factor	Date Analyzed	Date Extracted
General Chemistry Parameters									
Chloride	EPA 9056A	**34.3**		mg/L	3.10	10.0	10	10/04/25 21:59	10/04/25 08:00
Fluoride	EPA 9056A	**0.361**		mg/L	0.0670	0.100	1	10/06/25 21:04	10/06/25 16:51
Sulfate	EPA 9056A	**61.3**		mg/L	1.90	10.0	10	10/04/25 21:59	10/04/25 08:00
Alkalinity as CaCO3	SM 2320 B-2021	**83.2**		mg/L	1.43	2.00	1	10/03/25 10:55	10/03/25 09:23
Residue-filterable (TDS)	SM 2540 C-2020	**233**		mg/L	36.9	50.0	1	10/05/25 16:49	10/02/25 14:21
Metals									
Antimony	EPA 6020B	ND	U	mg/L	0.000420	0.00499	1	10/07/25 00:14	10/06/25 08:36
Antimony, dissolved	EPA 6020B	ND	U	mg/L	0.000420	0.00499	1	10/06/25 21:26	10/06/25 08:40
Arsenic	EPA 6020B	ND	U	mg/L	0.000190	0.00499	1	10/07/25 00:14	10/06/25 08:36
Arsenic, dissolved	EPA 6020B	**0.000217**	J	mg/L	0.000190	0.00499	1	10/06/25 21:26	10/06/25 08:40
Barium	EPA 6020B	**0.0366**		mg/L	0.000570	0.00499	1	10/07/25 00:14	10/06/25 08:36
Barium, dissolved	EPA 6020B	**0.0325**		mg/L	0.000570	0.00499	1	10/06/25 21:26	10/06/25 08:40
Beryllium	EPA 6020B	ND	U	mg/L	0.000130	0.00199	1	10/07/25 00:14	10/06/25 08:36
Beryllium, dissolved	EPA 6020B	ND	U	mg/L	0.000130	0.00199	1	10/06/25 21:26	10/06/25 08:40
Boron	EPA 6020B	**0.116**		mg/L	0.0154	0.0200	1	10/08/25 14:01	10/06/25 08:36
Boron, dissolved	EPA 6020B	**0.108**		mg/L	0.0154	0.0200	1	10/06/25 21:26	10/06/25 08:40
Cadmium	EPA 6020B	ND	U	mg/L	0.000140	0.00199	1	10/07/25 00:14	10/06/25 08:36
Cadmium, dissolved	EPA 6020B	ND	U	mg/L	0.000140	0.00199	1	10/06/25 21:26	10/06/25 08:40
Calcium	EPA 6020B	**44.8**		mg/L	0.221	0.500	1	10/07/25 00:14	10/06/25 08:36
Calcium, dissolved	EPA 6020B	**43.7**		mg/L	0.221	0.500	1	10/06/25 21:26	10/06/25 08:40
Chromium	EPA 6020B	ND	U	mg/L	0.000610	0.00499	1	10/07/25 00:14	10/06/25 08:36
Chromium, dissolved	EPA 6020B	ND	U	mg/L	0.000610	0.00499	1	10/06/25 21:26	10/06/25 08:40
Cobalt	EPA 6020B	ND	U	mg/L	0.000270	0.00499	1	10/07/25 00:14	10/06/25 08:36
Cobalt, dissolved	EPA 6020B	ND	U	mg/L	0.000270	0.00499	1	10/06/25 21:26	10/06/25 08:40
Lead	EPA 6020B	ND	U	mg/L	0.000220	0.00499	1	10/07/25 00:14	10/06/25 08:36

Analytical Report

Client:	Field & Technical Services, LLC	**Work Order:**	HN2514478
Project:	341-963 Sammis	**Date Collected:**	10/01/25 10:10
Matrix:	GROUNDWATER	**Date Received:**	10/02/25 10:00

CLIENT ID: SMMS-MW-4-100425 **Lab ID: HN2514478-001**

Analyte	Method	Results	Qual	Units	MDL	MRL	Dilution Factor	Date Analyzed	Date Extracted
Lead, dissolved	EPA 6020B	**0.000332**	J	mg/L	0.000220	0.00499	1	10/06/25 21:26	10/06/25 08:40
Lithium	EPA 6020B	ND	U	mg/L	0.00170	0.01000	1	10/07/25 00:14	10/06/25 08:36
Lithium, dissolved	EPA 6020B	**0.00196**	J	mg/L	0.00170	0.01000	1	10/06/25 21:26	10/06/25 08:40
Molybdenum	EPA 6020B	ND	U	mg/L	0.000330	0.00499	1	10/07/25 00:14	10/06/25 08:36
Molybdenum, dissolved	EPA 6020B	**0.000460**	J	mg/L	0.000330	0.00499	1	10/06/25 21:26	10/06/25 08:40
Potassium	EPA 6020B	**2.48**		mg/L	0.0340	0.200	1	10/07/25 00:14	10/06/25 08:36
Potassium, dissolved	EPA 6020B	**2.33**		mg/L	0.0340	0.200	1	10/06/25 21:26	10/06/25 08:40
Selenium	EPA 6020B	ND	U	mg/L	0.000480	0.00499	1	10/07/25 00:14	10/06/25 08:36
Selenium, dissolved	EPA 6020B	ND	U	mg/L	0.000480	0.00499	1	10/06/25 21:26	10/06/25 08:40
Sodium	EPA 6020B	**28.2**		mg/L	0.129	0.200	1	10/07/25 00:14	10/06/25 08:36
Sodium, dissolved	EPA 6020B	**25.8**		mg/L	0.129	0.200	1	10/06/25 21:26	10/06/25 08:40
Thallium	EPA 6020B	ND	U	mg/L	0.000150	0.00499	1	10/07/25 00:14	10/06/25 08:36
Thallium, dissolved	EPA 6020B	**0.000241**	J	mg/L	0.000150	0.00499	1	10/06/25 21:26	10/06/25 08:40
Mercury	EPA 7470A	ND	U	mg/L	0.000160	0.000200	1	10/03/25 14:34	10/03/25 12:19
Mercury, dissolved	EPA 7470A	ND	U	mg/L	0.000160	0.000200	1	10/06/25 15:16	10/06/25 14:18

Analytical Report

Client:	Field & Technical Services, LLC	**Work Order:**	HN2514478
Project:	341-963 Sammis	**Date Collected:**	10/01/25 11:40
Matrix:	GROUNDWATER	**Date Received:**	10/02/25 10:00

CLIENT ID: SMMS-MW-15-100425 **Lab ID: HN2514478-002**

Analyte	Method	Results	Qual	Units	MDL	MRL	Dilution Factor	Date Analyzed	Date Extracted
General Chemistry Parameters									
Chloride	EPA 9056A	**39.3**		mg/L	3.10	10.0	10	10/04/25 22:09	10/04/25 08:00
Fluoride	EPA 9056A	**0.473**		mg/L	0.0670	0.100	1	10/06/25 21:14	10/06/25 16:51
Sulfate	EPA 9056A	**74.2**		mg/L	1.90	10.0	10	10/04/25 22:09	10/04/25 08:00
Alkalinity as CaCO3	SM 2320 B-2021	**86.4**		mg/L	1.43	2.00	1	10/03/25 10:58	10/03/25 09:23
Residue-filterable (TDS)	SM 2540 C-2020	**260**		mg/L	36.9	50.0	1	10/05/25 16:49	10/02/25 14:21
Metals									
Antimony	EPA 6020B	ND	U	mg/L	0.000420	0.00499	1	10/07/25 00:16	10/06/25 08:36
Antimony, dissolved	EPA 6020B	ND	U	mg/L	0.000420	0.00499	1	10/06/25 21:32	10/06/25 08:40
Arsenic	EPA 6020B	ND	U	mg/L	0.000190	0.00499	1	10/07/25 00:16	10/06/25 08:36
Arsenic, dissolved	EPA 6020B	ND	U	mg/L	0.000190	0.00499	1	10/06/25 21:32	10/06/25 08:40
Barium	EPA 6020B	**0.0328**		mg/L	0.000570	0.00499	1	10/07/25 00:16	10/06/25 08:36
Barium, dissolved	EPA 6020B	**0.0310**		mg/L	0.000570	0.00499	1	10/06/25 21:32	10/06/25 08:40
Beryllium	EPA 6020B	ND	U	mg/L	0.000130	0.00199	1	10/07/25 00:16	10/06/25 08:36
Beryllium, dissolved	EPA 6020B	**0.000158**	J	mg/L	0.000130	0.00199	1	10/06/25 21:32	10/06/25 08:40
Boron	EPA 6020B	**0.197**		mg/L	0.0154	0.0200	1	10/08/25 14:03	10/06/25 08:36
Boron, dissolved	EPA 6020B	**0.193**		mg/L	0.0154	0.0200	1	10/06/25 21:32	10/06/25 08:40
Cadmium	EPA 6020B	ND	U	mg/L	0.000140	0.00199	1	10/07/25 00:16	10/06/25 08:36
Cadmium, dissolved	EPA 6020B	ND	U	mg/L	0.000140	0.00199	1	10/06/25 21:32	10/06/25 08:40
Calcium	EPA 6020B	**50.8**		mg/L	0.221	0.500	1	10/07/25 00:16	10/06/25 08:36
Calcium, dissolved	EPA 6020B	**49.7**		mg/L	0.221	0.500	1	10/06/25 21:32	10/06/25 08:40
Chromium	EPA 6020B	ND	U	mg/L	0.000610	0.00499	1	10/07/25 00:16	10/06/25 08:36
Chromium, dissolved	EPA 6020B	ND	U	mg/L	0.000610	0.00499	1	10/06/25 21:32	10/06/25 08:40
Cobalt	EPA 6020B	**0.000522**	J	mg/L	0.000270	0.00499	1	10/07/25 00:16	10/06/25 08:36
Cobalt, dissolved	EPA 6020B	**0.000367**	J	mg/L	0.000270	0.00499	1	10/06/25 21:32	10/06/25 08:40
Lead	EPA 6020B	**0.000534**	J	mg/L	0.000220	0.00499	1	10/07/25 00:16	10/06/25 08:36

Analytical Report

Client:	Field & Technical Services, LLC	**Work Order:**	HN2514478
Project:	341-963 Sammis	**Date Collected:**	10/01/25 11:40
Matrix:	GROUNDWATER	**Date Received:**	10/02/25 10:00

CLIENT ID: SMMS-MW-15-100425 **Lab ID: HN2514478-002**

Analyte	Method	Results	Qual	Units	MDL	MRL	Dilution Factor	Date Analyzed	Date Extracted
Lead, dissolved	EPA 6020B	ND	U	mg/L	0.000220	0.00499	1	10/06/25 21:32	10/06/25 08:40
Lithium	EPA 6020B	**0.00201**	J	mg/L	0.00170	0.01000	1	10/07/25 00:16	10/06/25 08:36
Lithium, dissolved	EPA 6020B	**0.00242**	J	mg/L	0.00170	0.01000	1	10/06/25 21:32	10/06/25 08:40
Molybdenum	EPA 6020B	ND	U	mg/L	0.000330	0.00499	1	10/07/25 00:16	10/06/25 08:36
Molybdenum, dissolved	EPA 6020B	**0.000476**	J	mg/L	0.000330	0.00499	1	10/06/25 21:32	10/06/25 08:40
Potassium	EPA 6020B	**2.53**		mg/L	0.0340	0.200	1	10/07/25 00:16	10/06/25 08:36
Potassium, dissolved	EPA 6020B	**2.47**		mg/L	0.0340	0.200	1	10/06/25 21:32	10/06/25 08:40
Selenium	EPA 6020B	ND	U	mg/L	0.000480	0.00499	1	10/07/25 00:16	10/06/25 08:36
Selenium, dissolved	EPA 6020B	ND	U	mg/L	0.000480	0.00499	1	10/06/25 21:32	10/06/25 08:40
Sodium	EPA 6020B	**31.6**		mg/L	0.129	0.200	1	10/07/25 00:16	10/06/25 08:36
Sodium, dissolved	EPA 6020B	**29.2**		mg/L	0.129	0.200	1	10/06/25 21:32	10/06/25 08:40
Thallium	EPA 6020B	ND	U	mg/L	0.000150	0.00499	1	10/07/25 00:16	10/06/25 08:36
Thallium, dissolved	EPA 6020B	**0.000316**	J	mg/L	0.000150	0.00499	1	10/06/25 21:32	10/06/25 08:40
Mercury	EPA 7470A	ND	U	mg/L	0.000160	0.000200	1	10/03/25 14:42	10/03/25 12:19
Mercury, dissolved	EPA 7470A	ND	U	mg/L	0.000160	0.000200	1	10/06/25 15:21	10/06/25 14:18

Analytical Report

Client:	Field & Technical Services, LLC	**Work Order:**	HN2514478
Project:	341-963 Sammis	**Date Collected:**	10/01/25 14:10
Matrix:	GROUNDWATER	**Date Received:**	10/02/25 10:00

CLIENT ID: SMMS-MW-5-100425 **Lab ID: HN2514478-003**

Analyte	Method	Results	Qual	Units	MDL	MRL	Dilution Factor	Date Analyzed	Date Extracted
General Chemistry Parameters									
Chloride	EPA 9056A	**41.3**		mg/L	3.10	10.0	10	10/04/25 22:19	10/04/25 08:00
Fluoride	EPA 9056A	**0.689**		mg/L	0.268	0.400	4	10/06/25 21:24	10/06/25 16:51
Sulfate	EPA 9056A	**103**		mg/L	1.90	10.0	10	10/04/25 22:19	10/04/25 08:00
Alkalinity as CaCO3	SM 2320 B-2021	**57.6**		mg/L	1.43	2.00	1	10/03/25 11:01	10/03/25 09:23
Residue-filterable (TDS)	SM 2540 C-2020	**280**		mg/L	36.9	50.0	1	10/05/25 16:49	10/02/25 14:21
Metals									
Antimony	EPA 6020B	ND	U	mg/L	0.000420	0.00499	1	10/07/25 00:18	10/06/25 08:36
Antimony, dissolved	EPA 6020B	ND	U	mg/L	0.000420	0.00499	1	10/06/25 21:34	10/06/25 08:40
Arsenic	EPA 6020B	**0.000231**	J	mg/L	0.000190	0.00499	1	10/07/25 00:18	10/06/25 08:36
Arsenic, dissolved	EPA 6020B	ND	U	mg/L	0.000190	0.00499	1	10/06/25 21:34	10/06/25 08:40
Barium	EPA 6020B	**0.0213**		mg/L	0.000570	0.00499	1	10/07/25 00:18	10/06/25 08:36
Barium, dissolved	EPA 6020B	**0.0203**		mg/L	0.000570	0.00499	1	10/06/25 21:34	10/06/25 08:40
Beryllium	EPA 6020B	ND	U	mg/L	0.000130	0.00199	1	10/07/25 00:18	10/06/25 08:36
Beryllium, dissolved	EPA 6020B	ND	U	mg/L	0.000130	0.00199	1	10/06/25 21:34	10/06/25 08:40
Boron	EPA 6020B	**0.0838**		mg/L	0.0154	0.0200	1	10/08/25 14:04	10/06/25 08:36
Boron, dissolved	EPA 6020B	**0.0803**		mg/L	0.0154	0.0200	1	10/06/25 21:34	10/06/25 08:40
Cadmium	EPA 6020B	**0.000183**	J	mg/L	0.000140	0.00199	1	10/07/25 00:18	10/06/25 08:36
Cadmium, dissolved	EPA 6020B	ND	U	mg/L	0.000140	0.00199	1	10/06/25 21:34	10/06/25 08:40
Calcium	EPA 6020B	**47.7**		mg/L	0.221	0.500	1	10/07/25 00:18	10/06/25 08:36
Calcium, dissolved	EPA 6020B	**46.9**		mg/L	0.221	0.500	1	10/06/25 21:34	10/06/25 08:40
Chromium	EPA 6020B	**0.00123**	J	mg/L	0.000610	0.00499	1	10/07/25 00:18	10/06/25 08:36
Chromium, dissolved	EPA 6020B	ND	U	mg/L	0.000610	0.00499	1	10/06/25 21:34	10/06/25 08:40
Cobalt	EPA 6020B	**0.00188**	J	mg/L	0.000270	0.00499	1	10/07/25 00:18	10/06/25 08:36
Cobalt, dissolved	EPA 6020B	**0.00171**	J	mg/L	0.000270	0.00499	1	10/06/25 21:34	10/06/25 08:40
Lead	EPA 6020B	ND	U	mg/L	0.000220	0.00499	1	10/07/25 00:18	10/06/25 08:36

Analytical Report

Client:	Field & Technical Services, LLC	**Work Order:**	HN2514478
Project:	341-963 Sammis	**Date Collected:**	10/01/25 14:10
Matrix:	GROUNDWATER	**Date Received:**	10/02/25 10:00

CLIENT ID: SMMS-MW-5-100425 **Lab ID: HN2514478-003**

Analyte	Method	Results	Qual	Units	MDL	MRL	Dilution Factor	Date Analyzed	Date Extracted
Lead, dissolved	EPA 6020B	ND	U	mg/L	0.000220	0.00499	1	10/06/25 21:34	10/06/25 08:40
Lithium	EPA 6020B	ND	U	mg/L	0.00170	0.01000	1	10/07/25 00:18	10/06/25 08:36
Lithium, dissolved	EPA 6020B	ND	U	mg/L	0.00170	0.01000	1	10/06/25 21:34	10/06/25 08:40
Molybdenum	EPA 6020B	ND	U	mg/L	0.000330	0.00499	1	10/07/25 00:18	10/06/25 08:36
Molybdenum, dissolved	EPA 6020B	ND	U	mg/L	0.000330	0.00499	1	10/06/25 21:34	10/06/25 08:40
Potassium	EPA 6020B	**2.56**		mg/L	0.0340	0.200	1	10/07/25 00:18	10/06/25 08:36
Potassium, dissolved	EPA 6020B	**2.37**		mg/L	0.0340	0.200	1	10/06/25 21:34	10/06/25 08:40
Selenium	EPA 6020B	ND	U	mg/L	0.000480	0.00499	1	10/07/25 00:18	10/06/25 08:36
Selenium, dissolved	EPA 6020B	**0.000626**	J	mg/L	0.000480	0.00499	1	10/06/25 21:34	10/06/25 08:40
Sodium	EPA 6020B	**34.8**		mg/L	0.129	0.200	1	10/07/25 00:18	10/06/25 08:36
Sodium, dissolved	EPA 6020B	**31.9**		mg/L	0.129	0.200	1	10/06/25 21:34	10/06/25 08:40
Thallium	EPA 6020B	ND	U	mg/L	0.000150	0.00499	1	10/07/25 00:18	10/06/25 08:36
Thallium, dissolved	EPA 6020B	ND	U	mg/L	0.000150	0.00499	1	10/06/25 21:34	10/06/25 08:40
Mercury	EPA 7470A	**0.000226**		mg/L	0.000160	0.000200	1	10/03/25 14:43	10/03/25 12:19
Mercury, dissolved	EPA 7470A	ND	U	mg/L	0.000160	0.000200	1	10/06/25 15:23	10/06/25 14:18

Analytical Report

Client:	Field & Technical Services, LLC	**Work Order:**	HN2514478
Project:	341-963 Sammis	**Date Collected:**	10/01/25 09:07
Matrix:	GROUNDWATER	**Date Received:**	10/02/25 10:00

CLIENT ID: SMMS-MW-1-100425 **Lab ID: HN2514478-004**

Analyte	Method	Results	Qual	Units	MDL	MRL	Dilution Factor	Date Analyzed	Date Extracted
General Chemistry Parameters									
Chloride	EPA 9056A	**32.3**		mg/L	3.10	10.0	10	10/04/25 22:28	10/04/25 08:00
Fluoride	EPA 9056A	**0.382**		mg/L	0.0670	0.100	1	10/06/25 21:33	10/06/25 16:51
Sulfate	EPA 9056A	**58.3**		mg/L	1.90	10.0	10	10/04/25 22:28	10/04/25 08:00
Alkalinity as CaCO3	SM 2320 B-2021	**82.2**		mg/L	1.43	2.00	1	10/03/25 11:05	10/03/25 09:23
Residue-filterable (TDS)	SM 2540 C-2020	**203**		mg/L	36.9	50.0	1	10/05/25 16:49	10/02/25 14:21
Metals									
Antimony	EPA 6020B	ND	U	mg/L	0.000420	0.00499	1	10/07/25 00:20	10/06/25 08:36
Antimony, dissolved	EPA 6020B	ND	U	mg/L	0.000420	0.00499	1	10/06/25 21:39	10/06/25 08:40
Arsenic	EPA 6020B	**0.000349**	J	mg/L	0.000190	0.00499	1	10/07/25 00:20	10/06/25 08:36
Arsenic, dissolved	EPA 6020B	**0.000199**	J	mg/L	0.000190	0.00499	1	10/06/25 21:39	10/06/25 08:40
Barium	EPA 6020B	**0.0324**		mg/L	0.000570	0.00499	1	10/07/25 00:20	10/06/25 08:36
Barium, dissolved	EPA 6020B	**0.0313**		mg/L	0.000570	0.00499	1	10/06/25 21:39	10/06/25 08:40
Beryllium	EPA 6020B	ND	U	mg/L	0.000130	0.00199	1	10/07/25 00:20	10/06/25 08:36
Beryllium, dissolved	EPA 6020B	ND	U	mg/L	0.000130	0.00199	1	10/06/25 21:39	10/06/25 08:40
Boron	EPA 6020B	**0.0570**		mg/L	0.0154	0.0200	1	10/08/25 14:06	10/06/25 08:36
Boron, dissolved	EPA 6020B	**0.0535**		mg/L	0.0154	0.0200	1	10/06/25 21:39	10/06/25 08:40
Cadmium	EPA 6020B	ND	U	mg/L	0.000140	0.00199	1	10/07/25 00:20	10/06/25 08:36
Cadmium, dissolved	EPA 6020B	ND	U	mg/L	0.000140	0.00199	1	10/06/25 21:39	10/06/25 08:40
Calcium	EPA 6020B	**41.7**		mg/L	0.221	0.500	1	10/07/25 00:20	10/06/25 08:36
Calcium, dissolved	EPA 6020B	**41.2**		mg/L	0.221	0.500	1	10/06/25 21:39	10/06/25 08:40
Chromium	EPA 6020B	ND	U	mg/L	0.000610	0.00499	1	10/07/25 00:20	10/06/25 08:36
Chromium, dissolved	EPA 6020B	ND	U	mg/L	0.000610	0.00499	1	10/06/25 21:39	10/06/25 08:40
Cobalt	EPA 6020B	ND	U	mg/L	0.000270	0.00499	1	10/07/25 00:20	10/06/25 08:36
Cobalt, dissolved	EPA 6020B	ND	U	mg/L	0.000270	0.00499	1	10/06/25 21:39	10/06/25 08:40
Lead	EPA 6020B	**0.000242**	J	mg/L	0.000220	0.00499	1	10/07/25 00:20	10/06/25 08:36

Analytical Report

Client:	Field & Technical Services, LLC	**Work Order:**	HN2514478
Project:	341-963 Sammis	**Date Collected:**	10/01/25 09:07
Matrix:	GROUNDWATER	**Date Received:**	10/02/25 10:00

CLIENT ID: SMMS-MW-1-100425 **Lab ID: HN2514478-004**

Analyte	Method	Results	Qual	Units	MDL	MRL	Dilution Factor	Date Analyzed	Date Extracted
Lead, dissolved	EPA 6020B	ND	U	mg/L	0.000220	0.00499	1	10/06/25 21:39	10/06/25 08:40
Lithium	EPA 6020B	ND	U	mg/L	0.00170	0.01000	1	10/07/25 00:20	10/06/25 08:36
Lithium, dissolved	EPA 6020B	ND	U	mg/L	0.00170	0.01000	1	10/06/25 21:39	10/06/25 08:40
Molybdenum	EPA 6020B	**0.000355**	J	mg/L	0.000330	0.00499	1	10/07/25 00:20	10/06/25 08:36
Molybdenum, dissolved	EPA 6020B	**0.000388**	J	mg/L	0.000330	0.00499	1	10/06/25 21:39	10/06/25 08:40
Potassium	EPA 6020B	**2.60**		mg/L	0.0340	0.200	1	10/07/25 00:20	10/06/25 08:36
Potassium, dissolved	EPA 6020B	**2.43**		mg/L	0.0340	0.200	1	10/06/25 21:39	10/06/25 08:40
Selenium	EPA 6020B	ND	U	mg/L	0.000480	0.00499	1	10/07/25 00:20	10/06/25 08:36
Selenium, dissolved	EPA 6020B	ND	U	mg/L	0.000480	0.00499	1	10/06/25 21:39	10/06/25 08:40
Sodium	EPA 6020B	**26.4**		mg/L	0.129	0.200	1	10/07/25 00:20	10/06/25 08:36
Sodium, dissolved	EPA 6020B	**24.6**		mg/L	0.129	0.200	1	10/06/25 21:39	10/06/25 08:40
Thallium	EPA 6020B	ND	U	mg/L	0.000150	0.00499	1	10/07/25 00:20	10/06/25 08:36
Thallium, dissolved	EPA 6020B	ND	U	mg/L	0.000150	0.00499	1	10/06/25 21:39	10/06/25 08:40
Mercury	EPA 7470A	ND	U	mg/L	0.000160	0.000200	1	10/03/25 14:45	10/03/25 12:19
Mercury, dissolved	EPA 7470A	ND	U	mg/L	0.000160	0.000200	1	10/06/25 15:25	10/06/25 14:18

Analytical Report

Client:	Field & Technical Services, LLC	**Work Order:**	HN2514478
Project:	341-963 Sammis	**Date Collected:**	10/01/25 11:23
Matrix:	GROUNDWATER	**Date Received:**	10/02/25 10:00

CLIENT ID: SMMS-MW-2-100425 **Lab ID: HN2514478-005**

Analyte	Method	Results	Qual	Units	MDL	MRL	Dilution Factor	Date Analyzed	Date Extracted
General Chemistry Parameters									
Chloride	EPA 9056A	ND	U	mg/L	3.10	10.0	10	10/04/25 22:38	10/04/25 08:00
Fluoride	EPA 9056A	**0.295**		mg/L	0.0670	0.100	1	10/07/25 17:00	10/07/25 16:45
Sulfate	EPA 9056A	**52.2**		mg/L	3.04	16.0	16	10/06/25 22:02	10/06/25 16:51
Alkalinity as CaCO3	SM 2320 B-2021	**75.1**		mg/L	1.43	2.00	1	10/03/25 11:08	10/03/25 09:23
Residue-filterable (TDS)	SM 2540 C-2020	**177**		mg/L	36.9	50.0	1	10/05/25 16:49	10/02/25 14:21
Metals									
Antimony	EPA 6020B	ND	U	mg/L	0.000420	0.00499	1	10/07/25 00:22	10/06/25 08:36
Antimony, dissolved	EPA 6020B	ND	U	mg/L	0.000420	0.00499	1	10/06/25 21:41	10/06/25 08:40
Arsenic	EPA 6020B	**0.000886**	J	mg/L	0.000190	0.00499	1	10/07/25 00:22	10/06/25 08:36
Arsenic, dissolved	EPA 6020B	**0.000194**	J	mg/L	0.000190	0.00499	1	10/06/25 21:41	10/06/25 08:40
Barium	EPA 6020B	**0.0337**		mg/L	0.000570	0.00499	1	10/07/25 00:22	10/06/25 08:36
Barium, dissolved	EPA 6020B	**0.0276**		mg/L	0.000570	0.00499	1	10/06/25 21:41	10/06/25 08:40
Beryllium	EPA 6020B	ND	U	mg/L	0.000130	0.00199	1	10/07/25 00:22	10/06/25 08:36
Beryllium, dissolved	EPA 6020B	ND	U	mg/L	0.000130	0.00199	1	10/06/25 21:41	10/06/25 08:40
Boron	EPA 6020B	**0.0472**		mg/L	0.0154	0.0200	1	10/07/25 17:18	10/06/25 08:36
Boron, dissolved	EPA 6020B	**0.0442**		mg/L	0.0154	0.0200	1	10/06/25 21:41	10/06/25 08:40
Cadmium	EPA 6020B	ND	U	mg/L	0.000140	0.00199	1	10/07/25 00:22	10/06/25 08:36
Cadmium, dissolved	EPA 6020B	ND	U	mg/L	0.000140	0.00199	1	10/06/25 21:41	10/06/25 08:40
Calcium	EPA 6020B	**37.1**		mg/L	0.221	0.500	1	10/07/25 00:22	10/06/25 08:36
Calcium, dissolved	EPA 6020B	**36.7**		mg/L	0.221	0.500	1	10/06/25 21:41	10/06/25 08:40
Chromium	EPA 6020B	**0.00303**	J	mg/L	0.000610	0.00499	1	10/07/25 00:22	10/06/25 08:36
Chromium, dissolved	EPA 6020B	**0.000690**	J	mg/L	0.000610	0.00499	1	10/06/25 21:41	10/06/25 08:40
Cobalt	EPA 6020B	**0.000375**	J	mg/L	0.000270	0.00499	1	10/07/25 00:22	10/06/25 08:36
Cobalt, dissolved	EPA 6020B	ND	U	mg/L	0.000270	0.00499	1	10/06/25 21:41	10/06/25 08:40
Lead	EPA 6020B	**0.00130**	J	mg/L	0.000220	0.00499	1	10/07/25 00:22	10/06/25 08:36

Analytical Report

Client:	Field & Technical Services, LLC	**Work Order:**	HN2514478
Project:	341-963 Sammis	**Date Collected:**	10/01/25 11:23
Matrix:	GROUNDWATER	**Date Received:**	10/02/25 10:00

CLIENT ID: SMMS-MW-2-100425 **Lab ID: HN2514478-005**

Analyte	Method	Results	Qual	Units	MDL	MRL	Dilution Factor	Date Analyzed	Date Extracted
Lead, dissolved	EPA 6020B	ND	U	mg/L	0.000220	0.00499	1	10/06/25 21:41	10/06/25 08:40
Lithium	EPA 6020B	ND	U	mg/L	0.00170	0.01000	1	10/07/25 00:22	10/06/25 08:36
Lithium, dissolved	EPA 6020B	ND	U	mg/L	0.00170	0.01000	1	10/06/25 21:41	10/06/25 08:40
Molybdenum	EPA 6020B	**0.000446**	J	mg/L	0.000330	0.00499	1	10/07/25 00:22	10/06/25 08:36
Molybdenum, dissolved	EPA 6020B	**0.000349**	J	mg/L	0.000330	0.00499	1	10/06/25 21:41	10/06/25 08:40
Potassium	EPA 6020B	**2.30**		mg/L	0.0340	0.200	1	10/07/25 00:22	10/06/25 08:36
Potassium, dissolved	EPA 6020B	**2.25**		mg/L	0.0340	0.200	1	10/06/25 21:41	10/06/25 08:40
Selenium	EPA 6020B	ND	U	mg/L	0.000480	0.00499	1	10/07/25 00:22	10/06/25 08:36
Selenium, dissolved	EPA 6020B	ND	U	mg/L	0.000480	0.00499	1	10/06/25 21:41	10/06/25 08:40
Sodium	EPA 6020B	**24.0**		mg/L	0.129	0.200	1	10/07/25 00:22	10/06/25 08:36
Sodium, dissolved	EPA 6020B	**22.5**		mg/L	0.129	0.200	1	10/06/25 21:41	10/06/25 08:40
Thallium	EPA 6020B	ND	U	mg/L	0.000150	0.00499	1	10/07/25 00:22	10/06/25 08:36
Thallium, dissolved	EPA 6020B	ND	U	mg/L	0.000150	0.00499	1	10/06/25 21:41	10/06/25 08:40
Mercury	EPA 7470A	ND	U	mg/L	0.000160	0.000200	1	10/03/25 14:47	10/03/25 12:19
Mercury, dissolved	EPA 7470A	ND	U	mg/L	0.000160	0.000200	1	10/06/25 15:26	10/06/25 14:18

Analytical Report

Client:	Field & Technical Services, LLC	**Work Order:**	HN2514478
Project:	341-963 Sammis	**Date Collected:**	10/01/25 13:02
Matrix:	GROUNDWATER	**Date Received:**	10/02/25 10:00

CLIENT ID: SMMS-P-2-100425 **Lab ID: HN2514478-006**

Analyte	Method	Results	Qual	Units	MDL	MRL	Dilution Factor	Date Analyzed	Date Extracted
General Chemistry Parameters									
Chloride	EPA 9056A	**16.2**		mg/L	3.10	10.0	10	10/04/25 22:48	10/04/25 08:00
Fluoride	EPA 9056A	**0.646**		mg/L	0.268	0.400	4	10/06/25 22:12	10/06/25 16:51
Sulfate	EPA 9056A	**112**		mg/L	1.90	10.0	10	10/04/25 22:48	10/04/25 08:00
Alkalinity as CaCO3	SM 2320 B-2021	**88.8**		mg/L	1.43	2.00	1	10/03/25 11:11	10/03/25 09:23
Residue-filterable (TDS)	SM 2540 C-2020	**243**		mg/L	36.9	50.0	1	10/05/25 16:49	10/02/25 14:21
Metals									
Antimony	EPA 6020B	ND	U	mg/L	0.000420	0.00499	1	10/07/25 00:24	10/06/25 08:36
Antimony, dissolved	EPA 6020B	ND	U	mg/L	0.000420	0.00499	1	10/06/25 21:43	10/06/25 08:40
Arsenic	EPA 6020B	ND	U	mg/L	0.000190	0.00499	1	10/07/25 00:24	10/06/25 08:36
Arsenic, dissolved	EPA 6020B	ND	U	mg/L	0.000190	0.00499	1	10/06/25 21:43	10/06/25 08:40
Barium	EPA 6020B	**0.0321**		mg/L	0.000570	0.00499	1	10/07/25 00:24	10/06/25 08:36
Barium, dissolved	EPA 6020B	**0.0341**		mg/L	0.000570	0.00499	1	10/06/25 21:43	10/06/25 08:40
Beryllium	EPA 6020B	ND	U	mg/L	0.000130	0.00199	1	10/07/25 00:24	10/06/25 08:36
Beryllium, dissolved	EPA 6020B	ND	U	mg/L	0.000130	0.00199	1	10/06/25 21:43	10/06/25 08:40
Boron	EPA 6020B	**0.0726**		mg/L	0.0154	0.0200	1	10/07/25 17:20	10/06/25 08:36
Boron, dissolved	EPA 6020B	**0.0686**		mg/L	0.0154	0.0200	1	10/06/25 21:43	10/06/25 08:40
Cadmium	EPA 6020B	ND	U	mg/L	0.000140	0.00199	1	10/07/25 00:24	10/06/25 08:36
Cadmium, dissolved	EPA 6020B	ND	U	mg/L	0.000140	0.00199	1	10/06/25 21:43	10/06/25 08:40
Calcium	EPA 6020B	**47.1**		mg/L	0.221	0.500	1	10/07/25 00:24	10/06/25 08:36
Calcium, dissolved	EPA 6020B	**47.3**		mg/L	0.221	0.500	1	10/06/25 21:43	10/06/25 08:40
Chromium	EPA 6020B	ND	U	mg/L	0.000610	0.00499	1	10/07/25 00:24	10/06/25 08:36
Chromium, dissolved	EPA 6020B	ND	U	mg/L	0.000610	0.00499	1	10/06/25 21:43	10/06/25 08:40
Cobalt	EPA 6020B	**0.000629**	J	mg/L	0.000270	0.00499	1	10/07/25 00:24	10/06/25 08:36
Cobalt, dissolved	EPA 6020B	**0.000631**	J	mg/L	0.000270	0.00499	1	10/06/25 21:43	10/06/25 08:40
Lead	EPA 6020B	ND	U	mg/L	0.000220	0.00499	1	10/07/25 00:24	10/06/25 08:36

Analytical Report

Client:	Field & Technical Services, LLC	**Work Order:**	HN2514478
Project:	341-963 Sammis	**Date Collected:**	10/01/25 13:02
Matrix:	GROUNDWATER	**Date Received:**	10/02/25 10:00

CLIENT ID: SMMS-P-2-100425 **Lab ID: HN2514478-006**

Analyte	Method	Results	Qual	Units	MDL	MRL	Dilution Factor	Date Analyzed	Date Extracted
Lead, dissolved	EPA 6020B	**0.000240**	J	mg/L	0.000220	0.00499	1	10/06/25 21:43	10/06/25 08:40
Lithium	EPA 6020B	ND	U	mg/L	0.00170	0.01000	1	10/07/25 00:24	10/06/25 08:36
Lithium, dissolved	EPA 6020B	**0.00186**	J	mg/L	0.00170	0.01000	1	10/06/25 21:43	10/06/25 08:40
Molybdenum	EPA 6020B	ND	U	mg/L	0.000330	0.00499	1	10/07/25 00:24	10/06/25 08:36
Molybdenum, dissolved	EPA 6020B	ND	U	mg/L	0.000330	0.00499	1	10/06/25 21:43	10/06/25 08:40
Potassium	EPA 6020B	**2.52**		mg/L	0.0340	0.200	1	10/07/25 00:24	10/06/25 08:36
Potassium, dissolved	EPA 6020B	**2.42**		mg/L	0.0340	0.200	1	10/06/25 21:43	10/06/25 08:40
Selenium	EPA 6020B	ND	U	mg/L	0.000480	0.00499	1	10/07/25 00:24	10/06/25 08:36
Selenium, dissolved	EPA 6020B	ND	U	mg/L	0.000480	0.00499	1	10/06/25 21:43	10/06/25 08:40
Sodium	EPA 6020B	**29.4**		mg/L	0.129	0.200	1	10/07/25 00:24	10/06/25 08:36
Sodium, dissolved	EPA 6020B	**27.5**		mg/L	0.129	0.200	1	10/06/25 21:43	10/06/25 08:40
Thallium	EPA 6020B	ND	U	mg/L	0.000150	0.00499	1	10/07/25 00:24	10/06/25 08:36
Thallium, dissolved	EPA 6020B	ND	U	mg/L	0.000150	0.00499	1	10/06/25 21:43	10/06/25 08:40
Mercury	EPA 7470A	ND	U	mg/L	0.000160	0.000200	1	10/03/25 14:49	10/03/25 12:19
Mercury, dissolved	EPA 7470A	ND	U	mg/L	0.000160	0.000200	1	10/06/25 15:28	10/06/25 14:18

Analytical Report

Client:	Field & Technical Services, LLC	**Work Order:**	HN2514478
Project:	341-963 Sammis	**Date Collected:**	10/01/25 14:07
Matrix:	GROUNDWATER	**Date Received:**	10/02/25 10:00

CLIENT ID: SMMS-MW-9-100425 **Lab ID: HN2514478-007**

Analyte	Method	Results	Qual	Units	MDL	MRL	Dilution Factor	Date Analyzed	Date Extracted
General Chemistry Parameters									
Chloride	EPA 9056A	**35.3**		mg/L	1.24	4.00	4	10/08/25 11:25	10/07/25 16:45
Fluoride	EPA 9056A	**0.509**		mg/L	0.268	0.400	4	10/08/25 11:25	10/07/25 16:45
Sulfate	EPA 9056A	**73.6**		mg/L	0.760	4.00	4	10/08/25 11:25	10/07/25 16:45
Alkalinity as CaCO3	SM 2320 B-2021	**97.5**		mg/L	1.43	2.00	1	10/03/25 15:37	10/03/25 14:38
Residue-filterable (TDS)	SM 2540 C-2020	**260**		mg/L	36.9	50.0	1	10/05/25 16:49	10/02/25 14:21
Metals									
Antimony	EPA 6020B	ND	U	mg/L	0.000420	0.00499	1	10/07/25 00:26	10/06/25 08:36
Antimony, dissolved	EPA 6020B	ND	U	mg/L	0.000420	0.00499	1	10/06/25 21:45	10/06/25 08:40
Arsenic	EPA 6020B	ND	U	mg/L	0.000190	0.00499	1	10/07/25 00:26	10/06/25 08:36
Arsenic, dissolved	EPA 6020B	**0.000196**	J	mg/L	0.000190	0.00499	1	10/06/25 21:45	10/06/25 08:40
Barium	EPA 6020B	**0.0297**		mg/L	0.000570	0.00499	1	10/07/25 00:26	10/06/25 08:36
Barium, dissolved	EPA 6020B	**0.0300**		mg/L	0.000570	0.00499	1	10/06/25 21:45	10/06/25 08:40
Beryllium	EPA 6020B	ND	U	mg/L	0.000130	0.00199	1	10/07/25 00:26	10/06/25 08:36
Beryllium, dissolved	EPA 6020B	ND	U	mg/L	0.000130	0.00199	1	10/06/25 21:45	10/06/25 08:40
Boron	EPA 6020B	**0.135**		mg/L	0.0154	0.0200	1	10/07/25 17:21	10/06/25 08:36
Boron, dissolved	EPA 6020B	**0.130**		mg/L	0.0154	0.0200	1	10/06/25 21:45	10/06/25 08:40
Cadmium	EPA 6020B	ND	U	mg/L	0.000140	0.00199	1	10/07/25 00:26	10/06/25 08:36
Cadmium, dissolved	EPA 6020B	ND	U	mg/L	0.000140	0.00199	1	10/06/25 21:45	10/06/25 08:40
Calcium	EPA 6020B	**50.8**		mg/L	0.221	0.500	1	10/07/25 00:26	10/06/25 08:36
Calcium, dissolved	EPA 6020B	**51.4**		mg/L	0.221	0.500	1	10/06/25 21:45	10/06/25 08:40
Chromium	EPA 6020B	ND	U	mg/L	0.000610	0.00499	1	10/07/25 00:26	10/06/25 08:36
Chromium, dissolved	EPA 6020B	ND	U	mg/L	0.000610	0.00499	1	10/06/25 21:45	10/06/25 08:40
Cobalt	EPA 6020B	ND	U	mg/L	0.000270	0.00499	1	10/07/25 00:26	10/06/25 08:36
Cobalt, dissolved	EPA 6020B	ND	U	mg/L	0.000270	0.00499	1	10/06/25 21:45	10/06/25 08:40
Lead	EPA 6020B	ND	U	mg/L	0.000220	0.00499	1	10/07/25 00:26	10/06/25 08:36

Analytical Report

Client:	Field & Technical Services, LLC	**Work Order:**	HN2514478
Project:	341-963 Sammis	**Date Collected:**	10/01/25 14:07
Matrix:	GROUNDWATER	**Date Received:**	10/02/25 10:00

CLIENT ID: SMMS-MW-9-100425 **Lab ID: HN2514478-007**

Analyte	Method	Results	Qual	Units	MDL	MRL	Dilution Factor	Date Analyzed	Date Extracted
Lead, dissolved	EPA 6020B	**0.00473**	J	mg/L	0.000220	0.00499	1	10/06/25 21:45	10/06/25 08:40
Lithium	EPA 6020B	**0.00243**	J	mg/L	0.00170	0.01000	1	10/07/25 00:26	10/06/25 08:36
Lithium, dissolved	EPA 6020B	**0.00286**	J	mg/L	0.00170	0.01000	1	10/06/25 21:45	10/06/25 08:40
Molybdenum	EPA 6020B	**0.000725**	J	mg/L	0.000330	0.00499	1	10/07/25 00:26	10/06/25 08:36
Molybdenum, dissolved	EPA 6020B	**0.000656**	J	mg/L	0.000330	0.00499	1	10/06/25 21:45	10/06/25 08:40
Potassium	EPA 6020B	**2.70**		mg/L	0.0340	0.200	1	10/07/25 00:26	10/06/25 08:36
Potassium, dissolved	EPA 6020B	**2.72**		mg/L	0.0340	0.200	1	10/06/25 21:45	10/06/25 08:40
Selenium	EPA 6020B	ND	U	mg/L	0.000480	0.00499	1	10/07/25 00:26	10/06/25 08:36
Selenium, dissolved	EPA 6020B	ND	U	mg/L	0.000480	0.00499	1	10/06/25 21:45	10/06/25 08:40
Sodium	EPA 6020B	**28.5**		mg/L	0.129	0.200	1	10/07/25 00:26	10/06/25 08:36
Sodium, dissolved	EPA 6020B	**27.0**		mg/L	0.129	0.200	1	10/06/25 21:45	10/06/25 08:40
Thallium	EPA 6020B	ND	U	mg/L	0.000150	0.00499	1	10/07/25 00:26	10/06/25 08:36
Thallium, dissolved	EPA 6020B	ND	U	mg/L	0.000150	0.00499	1	10/06/25 21:45	10/06/25 08:40
Mercury	EPA 7470A	ND	U	mg/L	0.000160	0.000200	1	10/03/25 14:50	10/03/25 12:19
Mercury, dissolved	EPA 7470A	ND	U	mg/L	0.000160	0.000200	1	10/06/25 15:36	10/06/25 14:18

Analytical Report

Client:	Field & Technical Services, LLC	**Work Order:**	HN2514478
Project:	341-963 Sammis	**Date Collected:**	10/01/25 08:00
Matrix:	GROUNDWATER	**Date Received:**	10/02/25 10:00

CLIENT ID: SMMS-M-99A-100425 **Lab ID: HN2514478-008**

Analyte	Method	Results	Qual	Units	MDL	MRL	Dilution Factor	Date Analyzed	Date Extracted
General Chemistry Parameters									
Chloride	EPA 9056A	**44.2**		mg/L	1.24	4.00	4	10/07/25 17:20	10/07/25 16:45
Fluoride	EPA 9056A	**0.651**		mg/L	0.268	0.400	4	10/07/25 17:20	10/07/25 16:45
Sulfate	EPA 9056A	**117**		mg/L	3.04	16.0	16	10/08/25 17:57	10/08/25 15:34
Alkalinity as CaCO3	SM 2320 B-2021	**58.2**		mg/L	1.43	2.00	1	10/03/25 15:40	10/03/25 14:38
Residue-filterable (TDS)	SM 2540 C-2020	**270**		mg/L	36.9	50.0	1	10/05/25 16:49	10/02/25 14:21
Metals									
Antimony	EPA 6020B	ND	U	mg/L	0.000420	0.00499	1	10/07/25 00:28	10/06/25 08:36
Antimony, dissolved	EPA 6020B	ND	U	mg/L	0.000420	0.00499	1	10/06/25 21:47	10/06/25 08:40
Arsenic	EPA 6020B	**0.000255**	J	mg/L	0.000190	0.00499	1	10/07/25 00:28	10/06/25 08:36
Arsenic, dissolved	EPA 6020B	ND	U	mg/L	0.000190	0.00499	1	10/06/25 21:47	10/06/25 08:40
Barium	EPA 6020B	**0.0218**		mg/L	0.000570	0.00499	1	10/07/25 00:28	10/06/25 08:36
Barium, dissolved	EPA 6020B	**0.0202**		mg/L	0.000570	0.00499	1	10/06/25 21:47	10/06/25 08:40
Beryllium	EPA 6020B	ND	U	mg/L	0.000130	0.00199	1	10/07/25 00:28	10/06/25 08:36
Beryllium, dissolved	EPA 6020B	ND	U	mg/L	0.000130	0.00199	1	10/06/25 21:47	10/06/25 08:40
Boron	EPA 6020B	**0.0839**		mg/L	0.0154	0.0200	1	10/07/25 17:23	10/06/25 08:36
Boron, dissolved	EPA 6020B	**0.0780**		mg/L	0.0154	0.0200	1	10/06/25 21:47	10/06/25 08:40
Cadmium	EPA 6020B	**0.000187**	J	mg/L	0.000140	0.00199	1	10/07/25 00:28	10/06/25 08:36
Cadmium, dissolved	EPA 6020B	ND	U	mg/L	0.000140	0.00199	1	10/06/25 21:47	10/06/25 08:40
Calcium	EPA 6020B	**47.3**		mg/L	0.221	0.500	1	10/07/25 00:28	10/06/25 08:36
Calcium, dissolved	EPA 6020B	**46.4**		mg/L	0.221	0.500	1	10/06/25 21:47	10/06/25 08:40
Chromium	EPA 6020B	**0.00176**	J	mg/L	0.000610	0.00499	1	10/07/25 00:28	10/06/25 08:36
Chromium, dissolved	EPA 6020B	ND	U	mg/L	0.000610	0.00499	1	10/06/25 21:47	10/06/25 08:40
Cobalt	EPA 6020B	**0.00183**	J	mg/L	0.000270	0.00499	1	10/07/25 00:28	10/06/25 08:36
Cobalt, dissolved	EPA 6020B	**0.00169**	J	mg/L	0.000270	0.00499	1	10/06/25 21:47	10/06/25 08:40
Lead	EPA 6020B	ND	U	mg/L	0.000220	0.00499	1	10/07/25 00:28	10/06/25 08:36

Analytical Report

Client:	Field & Technical Services, LLC	**Work Order:**	HN2514478
Project:	341-963 Sammis	**Date Collected:**	10/01/25 08:00
Matrix:	GROUNDWATER	**Date Received:**	10/02/25 10:00

CLIENT ID: SMMS-M-99A-100425 **Lab ID: HN2514478-008**

Analyte	Method	Results	Qual	Units	MDL	MRL	Dilution Factor	Date Analyzed	Date Extracted
Lead, dissolved	EPA 6020B	ND	U	mg/L	0.000220	0.00499	1	10/06/25 21:47	10/06/25 08:40
Lithium	EPA 6020B	ND	U	mg/L	0.00170	0.01000	1	10/07/25 00:28	10/06/25 08:36
Lithium, dissolved	EPA 6020B	ND	U	mg/L	0.00170	0.01000	1	10/06/25 21:47	10/06/25 08:40
Molybdenum	EPA 6020B	ND	U	mg/L	0.000330	0.00499	1	10/07/25 00:28	10/06/25 08:36
Molybdenum, dissolved	EPA 6020B	ND	U	mg/L	0.000330	0.00499	1	10/06/25 21:47	10/06/25 08:40
Potassium	EPA 6020B	**2.54**		mg/L	0.0340	0.200	1	10/07/25 00:28	10/06/25 08:36
Potassium, dissolved	EPA 6020B	**2.48**		mg/L	0.0340	0.200	1	10/06/25 21:47	10/06/25 08:40
Selenium	EPA 6020B	ND	U	mg/L	0.000480	0.00499	1	10/07/25 00:28	10/06/25 08:36
Selenium, dissolved	EPA 6020B	ND	U	mg/L	0.000480	0.00499	1	10/06/25 21:47	10/06/25 08:40
Sodium	EPA 6020B	**34.6**		mg/L	0.129	0.200	1	10/07/25 00:28	10/06/25 08:36
Sodium, dissolved	EPA 6020B	**32.3**		mg/L	0.129	0.200	1	10/06/25 21:47	10/06/25 08:40
Thallium	EPA 6020B	ND	U	mg/L	0.000150	0.00499	1	10/07/25 00:28	10/06/25 08:36
Thallium, dissolved	EPA 6020B	ND	U	mg/L	0.000150	0.00499	1	10/06/25 21:47	10/06/25 08:40
Mercury	EPA 7470A	ND	U	mg/L	0.000160	0.000200	1	10/03/25 14:52	10/03/25 12:19
Mercury, dissolved	EPA 7470A	ND	U	mg/L	0.000160	0.000200	1	10/06/25 15:38	10/06/25 14:18

QA/QC Report

Client:	Field & Technical Services, LLC	**Work Order:**	HN2514478
Project:	341-963 Sammis	**Date Collected:**	NA
Matrix:	WATER	**Date Received:**	NA
QC Lot:	2253954	**Run ID:**	3561724

General Chemistry Parameters

MB **CLIENT ID: Method Blank** **Lab ID: QC-2253954-001**

Method: SM 2540 C-2020 **Dilution:** 1 **Analysis Date:** 10/05/25 16:50
Prep Date: 10/02/25 14:22

Analyte	Result	Units	MDL	MRL	Spike Amount	Spike Ref. Amount	% Rec	% Rec Limits	RPD	RPD Limit	Qual
Residue-filterable (TDS)	ND	mg/L	22.1	30.0							U

LCS **CLIENT ID: Laboratory Control Sample** **Lab ID: QC-2253954-002**

Method: SM 2540 C-2020 **Dilution:** 1 **Analysis Date:** 10/05/25 16:50
Prep Date: 10/02/25 14:22

Analyte	Result	Units	MDL	MRL	Spike Amount	Spike Ref. Amount	% Rec	% Rec Limits	RPD	RPD Limit	Qual
Residue-filterable (TDS)	496	mg/L	22.1	30.0	495		100	85-109			

DUP **CLIENT ID: Batch QC** **Lab ID: QC-2253954-004**

Method: SM 2540 C-2020 **Dilution:** 1 **Analysis Date:** 10/05/25 16:50
Prep Date: 10/02/25 14:22

Analyte	Result	Units	MDL	MRL	Spike Amount	Spike Ref. Amount	% Rec	% Rec Limits	RPD	RPD Limit	Qual
Residue-filterable (TDS)	263	mg/L	36.9	50.0		267			1.26	10	

DUP **CLIENT ID: SMMS-MW-9-100425** **Lab ID: QC-2253954-015**

Method: SM 2540 C-2020 **Dilution:** 1 **Analysis Date:** 10/05/25 16:50
Prep Date: 10/02/25 14:22

Analyte	Result	Units	MDL	MRL	Spike Amount	Spike Ref. Amount	% Rec	% Rec Limits	RPD	RPD Limit	Qual
Residue-filterable (TDS)	273	mg/L	36.9	50.0		260			5.00	10	

The following samples were analyzed in this batch: HN2514478-001, HN2514478-002, HN2514478-003, HN2514478-004, HN2514478-005, HN2514478-006, HN2514478-007, HN2514478-008

QA/QC Report

Client:	Field & Technical Services, LLC	**Work Order:**	HN2514478
Project:	341-963 Sammis	**Date Collected:**	NA
Matrix:	WATER	**Date Received:**	NA
QC Lot:	2255877	**Run ID:**	3555808

General Chemistry Parameters

MB **CLIENT ID: Method Blank** **Lab ID: QC-2255877-001**

Method: SM 2320 B-2021 **Dilution:** 1 **Analysis Date:** 10/03/25 09:57
Prep Date: 10/03/25 09:24

Analyte	Result	Units	MDL	MRL	Spike Amount	Spike Ref. Amount	% Rec	% Rec Limits	RPD	RPD Limit	Qual
Alkalinity as CaCO3	ND	mg/L	1.43	2.00							U

LCS **CLIENT ID: Laboratory Control Sample** **Lab ID: QC-2255877-002**

Method: SM 2320 B-2021 **Dilution:** 1 **Analysis Date:** 10/03/25 09:52
Prep Date: 10/03/25 09:24

Analyte	Result	Units	MDL	MRL	Spike Amount	Spike Ref. Amount	% Rec	% Rec Limits	RPD	RPD Limit	Qual
Alkalinity as CaCO3	938	mg/L		2.00	1000		93.8	90-110			

DUP **CLIENT ID: Batch QC** **Lab ID: QC-2255877-004**

Method: SM 2320 B-2021 **Dilution:** 1 **Analysis Date:** 10/03/25 10:11
Prep Date: 10/03/25 09:24

Analyte	Result	Units	MDL	MRL	Spike Amount	Spike Ref. Amount	% Rec	% Rec Limits	RPD	RPD Limit	Qual
Alkalinity as CaCO3	384	mg/L	1.43	2.00		377			1.87	10	

DUP **CLIENT ID: Batch QC** **Lab ID: QC-2255877-015**

Method: SM 2320 B-2021 **Dilution:** 1 **Analysis Date:** 10/03/25 10:52
Prep Date: 10/03/25 09:24

Analyte	Result	Units	MDL	MRL	Spike Amount	Spike Ref. Amount	% Rec	% Rec Limits	RPD	RPD Limit	Qual
Alkalinity as CaCO3	302	mg/L	1.43	2.00		290			4.36	10	

The following samples were analyzed in this batch: HN2514478-001, HN2514478-002, HN2514478-003, HN2514478-004, HN2514478-005, HN2514478-006

QA/QC Report

Client:	Field & Technical Services, LLC	**Work Order:**	HN2514478
Project:	341-963 Sammis	**Date Collected:**	NA
Matrix:	WATER	**Date Received:**	NA
QC Lot:	2256956	**Run ID:**	3557805

General Chemistry Parameters

MB | **CLIENT ID: Method Blank** | **Lab ID: QC-2256956-001**

Method: SM 2320 B-2021 **Dilution:** 1 **Analysis Date:** 10/03/25 14:23
Prep Date: 10/03/25 14:39

Analyte	Result	Units	MDL	MRL	Spike Amount	Spike Ref. Amount	% Rec	% Rec Limits	RPD	RPD Limit	Qual
Alkalinity as CaCO3	ND	mg/L	1.43	2.00							U

LCS | **CLIENT ID: Laboratory Control Sample** | **Lab ID: QC-2256956-002**

Method: SM 2320 B-2021 **Dilution:** 1 **Analysis Date:** 10/03/25 14:18
Prep Date: 10/03/25 14:39

Analyte	Result	Units	MDL	MRL	Spike Amount	Spike Ref. Amount	% Rec	% Rec Limits	RPD	RPD Limit	Qual
Alkalinity as CaCO3	942	mg/L		2.00	1000		94.2	90-110			

DUP | **CLIENT ID: Batch QC** | **Lab ID: QC-2256956-004**

Method: SM 2320 B-2021 **Dilution:** 1 **Analysis Date:** 10/03/25 15:23
Prep Date: 10/03/25 14:39

Analyte	Result	Units	MDL	MRL	Spike Amount	Spike Ref. Amount	% Rec	% Rec Limits	RPD	RPD Limit	Qual
Alkalinity as CaCO3	310	mg/L	1.43	2.00		306			1.25	10	

DUP | **CLIENT ID: Batch QC** | **Lab ID: QC-2256956-015**

Method: SM 2320 B-2021 **Dilution:** 1 **Analysis Date:** 10/03/25 16:01
Prep Date: 10/03/25 14:39

Analyte	Result	Units	MDL	MRL	Spike Amount	Spike Ref. Amount	% Rec	% Rec Limits	RPD	RPD Limit	Qual
Alkalinity as CaCO3	331	mg/L	1.43	2.00		353			6.32	10	

The following samples were analyzed in this batch: HN2514478-007, HN2514478-008

QA/QC Report

Client:	Field & Technical Services, LLC	**Work Order:**	HN2514478
Project:	341-963 Sammis	**Date Collected:**	NA
Matrix:	WATER	**Date Received:**	NA
QC Lot:	2257448	**Run ID:**	3562610

General Chemistry Parameters

MB **CLIENT ID: Method Blank** **Lab ID: QC-2257448-001**

Method: EPA 9056A **Dilution:** 1 **Analysis Date:** 10/06/25 10:35

Prep Date: 10/06/25 09:10

Analyte	Result	Units	MDL	MRL	Spike Amount	Spike Ref. Amount	% Rec	% Rec Limits	RPD	RPD Limit	Qual
Chloride	ND	mg/L	0.310	1.00							U
Fluoride	ND	mg/L	0.0670	0.100							U
Sulfate	ND	mg/L	0.190	1.00							U

LCS **CLIENT ID: Laboratory Control Sample** **Lab ID: QC-2257448-002**

Method: EPA 9056A **Dilution:** 1 **Analysis Date:** 10/06/25 10:35

Prep Date: 10/06/25 09:10

Analyte	Result	Units	MDL	MRL	Spike Amount	Spike Ref. Amount	% Rec	% Rec Limits	RPD	RPD Limit	Qual
Chloride	9.99	mg/L	0.310	1.00	10		99.9	88-110			
Fluoride	2.81	mg/L	0.0670	0.100	2		141	86-121			S
Sulfate	10.0	mg/L	0.190	1.00	10		100.0	90-110			

MS **CLIENT ID: Batch QC** **Lab ID: QC-2257448-004**

Method: EPA 9056A **Dilution:** 100 **Analysis Date:** 10/04/25 19:53

Prep Date: 10/04/25 08:00

Analyte	Result	Units	MDL	MRL	Spike Amount	Spike Ref. Amount	% Rec	% Rec Limits	RPD	RPD Limit	Qual
Chloride	1370	mg/L	31.0	100	1000	561	80.8	88-110			S
Fluoride	292	mg/L	6.70	10.0	200	ND	146	86-121			S
Sulfate	1170	mg/L	19.0	100	1000	349	81.8	90-110			S

MSD **CLIENT ID: Batch QC** **Lab ID: QC-2257448-005**

Method: EPA 9056A **Dilution:** 100 **Analysis Date:** 10/04/25 20:03

Prep Date: 10/04/25 08:00

Analyte	Result	Units	MDL	MRL	Spike Amount	Spike Ref. Amount	% Rec	% Rec Limits	RPD	RPD Limit	Qual
Chloride	1360	mg/L	31.0	100	1000	561	79.8	88-110	0.695	15	S
Fluoride	290	mg/L	6.70	10.0	200	ND	145	86-121	0.786	15	S
Sulfate	1160	mg/L	19.0	100	1000	349	80.9	90-110	0.767	15	S

The following samples were analyzed in this batch: HN2514478-001, HN2514478-002, HN2514478-003, HN2514478-004, HN2514478-005, HN2514478-006

QA/QC Report

Client:	Field & Technical Services, LLC	**Work Order:**	HN2514478
Project:	341-963 Sammis	**Date Collected:**	NA
Matrix:	WATER	**Date Received:**	NA
QC Lot:	2260859	**Run ID:**	3565830

General Chemistry Parameters

MB **CLIENT ID: Method Blank** **Lab ID: QC-2260859-001**

Method: EPA 9056A **Dilution:** 1 **Analysis Date:** 10/06/25 19:56

Prep Date: 10/06/25 16:51

Analyte	Result	Units	MDL	MRL	Spike Amount	Spike Ref. Amount	% Rec	% Rec Limits	RPD	RPD Limit	Qual
Chloride	ND	mg/L	0.310	1.00							U
Fluoride	ND	mg/L	0.0670	0.100							U
Sulfate	ND	mg/L	0.190	1.00							U

LCS **CLIENT ID: Laboratory Control Sample** **Lab ID: QC-2260859-002**

Method: EPA 9056A **Dilution:** 1 **Analysis Date:** 10/06/25 19:46

Prep Date: 10/06/25 16:51

Analyte	Result	Units	MDL	MRL	Spike Amount	Spike Ref. Amount	% Rec	% Rec Limits	RPD	RPD Limit	Qual
Chloride	9.91	mg/L	0.310	1.00	10		99.1	88-110			
Fluoride	2.12	mg/L	0.0670	0.100	2		106	86-121			
Sulfate	10.2	mg/L	0.190	1.00	10		102	90-110			

MS **CLIENT ID: Batch QC** **Lab ID: QC-2260859-004**

Method: EPA 9056A **Dilution:** 400 **Analysis Date:** 10/06/25 20:16

Prep Date: 10/06/25 16:51

Analyte	Result	Units	MDL	MRL	Spike Amount	Spike Ref. Amount	% Rec	% Rec Limits	RPD	RPD Limit	Qual
Sulfate	5560	mg/L	76.0	400	4000	1630	98.2	90-110			

MSD **CLIENT ID: Batch QC** **Lab ID: QC-2260859-005**

Method: EPA 9056A **Dilution:** 400 **Analysis Date:** 10/06/25 20:25

Prep Date: 10/06/25 16:51

Analyte	Result	Units	MDL	MRL	Spike Amount	Spike Ref. Amount	% Rec	% Rec Limits	RPD	RPD Limit	Qual
Sulfate	5500	mg/L	76.0	400	4000	1630	96.9	90-110	0.944	15	

The following samples were analyzed in this batch: HN2514478-001, HN2514478-002, HN2514478-003, HN2514478-004, HN2514478-005, HN2514478-006

QA/QC Report

Client:	Field & Technical Services, LLC	**Work Order:**	HN2514478
Project:	341-963 Sammis	**Date Collected:**	NA
Matrix:	WATER	**Date Received:**	NA
QC Lot:	2262510	**Run ID:**	3570255

General Chemistry Parameters

MB **CLIENT ID: Method Blank** **Lab ID: QC-2262510-001**

Method: EPA 9056A **Dilution:** 1 **Analysis Date:** 10/08/25 11:26

Prep Date: 10/07/25 16:46

Analyte	Result	Units	MDL	MRL	Spike Amount	Spike Ref. Amount	% Rec	% Rec Limits	RPD	RPD Limit	Qual
Chloride	ND	mg/L	0.310	1.00							U
Fluoride	ND	mg/L	0.0670	0.100							U
Sulfate	ND	mg/L	0.190	1.00							U

LCS **CLIENT ID: Laboratory Control Sample** **Lab ID: QC-2262510-002**

Method: EPA 9056A **Dilution:** 1 **Analysis Date:** 10/08/25 11:26

Prep Date: 10/07/25 16:46

Analyte	Result	Units	MDL	MRL	Spike Amount	Spike Ref. Amount	% Rec	% Rec Limits	RPD	RPD Limit	Qual
Chloride	9.65	mg/L	0.310	1.00	10		96.5	88-110			
Fluoride	2.41	mg/L	0.0670	0.100	2		120	86-121			
Sulfate	10.9	mg/L	0.190	1.00	10		109	90-110			

MS **CLIENT ID: Batch QC** **Lab ID: QC-2262510-004**

Method: EPA 9056A **Dilution:** 10 **Analysis Date:** 10/07/25 17:39

Prep Date: 10/07/25 16:46

Analyte	Result	Units	MDL	MRL	Spike Amount	Spike Ref. Amount	% Rec	% Rec Limits	RPD	RPD Limit	Qual
Chloride	211	mg/L	3.10	10.0	100	126	85.0	88-110			ES
Fluoride	20.7	mg/L	0.670	1.00	20	ND	104	86-121			
Sulfate	137	mg/L	1.90	10.0	100	43.4	93.6	90-110			

MSD **CLIENT ID: Batch QC** **Lab ID: QC-2262510-005**

Method: EPA 9056A **Dilution:** 10 **Analysis Date:** 10/07/25 17:49

Prep Date: 10/07/25 16:46

Analyte	Result	Units	MDL	MRL	Spike Amount	Spike Ref. Amount	% Rec	% Rec Limits	RPD	RPD Limit	Qual
Chloride	211	mg/L	3.10	10.0	100	126	84.7	88-110	0.141	15	ES
Fluoride	20.8	mg/L	0.670	1.00	20	ND	104	86-121	0.313	15	
Sulfate	137	mg/L	1.90	10.0	100	43.4	93.3	90-110	0.239	15	

The following samples were analyzed in this batch: HN2514478-005, HN2514478-007, HN2514478-008

QA/QC Report

Client:	Field & Technical Services, LLC	**Work Order:**	HN2514478
Project:	341-963 Sammis	**Date Collected:**	NA
Matrix:	WATER	**Date Received:**	NA
QC Lot:	2265486	**Run ID:**	3574080

General Chemistry Parameters

MB **CLIENT ID: Method Blank** **Lab ID: QC-2265486-001**

Method: EPA 9056A **Dilution:** 1 **Analysis Date:** 10/08/25 17:47

Prep Date: 10/08/25 15:35

Analyte	Result	Units	MDL	MRL	Spike Amount	Spike Ref. Amount	% Rec	% Rec Limits	RPD	RPD Limit	Qual
Chloride	ND	mg/L	0.310	1.00							U
Fluoride	ND	mg/L	0.0670	0.100							U
Sulfate	ND	mg/L	0.190	1.00							U

LCS **CLIENT ID: Laboratory Control Sample** **Lab ID: QC-2265486-002**

Method: EPA 9056A **Dilution:** 1 **Analysis Date:** 10/08/25 17:37

Prep Date: 10/08/25 15:35

Analyte	Result	Units	MDL	MRL	Spike Amount	Spike Ref. Amount	% Rec	% Rec Limits	RPD	RPD Limit	Qual
Chloride	9.52	mg/L	0.310	1.00	10		95.2	88-110			
Fluoride	2.36	mg/L	0.0670	0.100	2		118	86-121			
Sulfate	10.3	mg/L	0.190	1.00	10		103	90-110			

MS **CLIENT ID: SMMS-M-99A-100425** **Lab ID: QC-2265486-004**

Method: EPA 9056A **Dilution:** 16 **Analysis Date:** 10/08/25 18:06

Prep Date: 10/08/25 15:35

Analyte	Result	Units	MDL	MRL	Spike Amount	Spike Ref. Amount	% Rec	% Rec Limits	RPD	RPD Limit	Qual
Sulfate	270	mg/L	3.04	16.0	160	117	95.8	90-110			

MSD **CLIENT ID: SMMS-M-99A-100425** **Lab ID: QC-2265486-005**

Method: EPA 9056A **Dilution:** 16 **Analysis Date:** 10/08/25 18:16

Prep Date: 10/08/25 15:35

Analyte	Result	Units	MDL	MRL	Spike Amount	Spike Ref. Amount	% Rec	% Rec Limits	RPD	RPD Limit	Qual
Sulfate	269	mg/L	3.04	16.0	160	117	94.7	90-110	0.633	15	

The following samples were analyzed in this batch: HN2514478-008

QA/QC Report

Client:	Field & Technical Services, LLC	**Work Order:**	HN2514478
Project:	341-963 Sammis	**Date Collected:**	NA
Matrix:	WATER	**Date Received:**	NA
QC Lot:	2255926	**Run ID:**	3556836

Metals

MB | **CLIENT ID: Method Blank** | **Lab ID: QC-2255926-001**

Method: EPA 7470A **Dilution:** 1 **Analysis Date:** 10/03/25 14:18
Prep Date: 10/03/25 12:20

Analyte	Result	Units	MDL	MRL	Spike Amount	Spike Ref. Amount	% Rec	% Rec Limits	RPD	RPD Limit	Qual
Mercury	ND	mg/L	0.000160	0.000200							U

LCS | **CLIENT ID: Laboratory Control Sample** | **Lab ID: QC-2255926-002**

Method: EPA 7470A **Dilution:** 1 **Analysis Date:** 10/03/25 16:19
Prep Date: 10/03/25 12:20

Analyte	Result	Units	MDL	MRL	Spike Amount	Spike Ref. Amount	% Rec	% Rec Limits	RPD	RPD Limit	Qual
Mercury	0.00220	mg/L	0.000160	0.000200	0.002		110	80-120			

MS | **CLIENT ID: Batch QC** | **Lab ID: QC-2255926-004**

Method: EPA 7470A **Dilution:** 1 **Analysis Date:** 10/03/25 14:23
Prep Date: 10/03/25 12:20

Analyte	Result	Units	MDL	MRL	Spike Amount	Spike Ref. Amount	% Rec	% Rec Limits	RPD	RPD Limit	Qual
Mercury	0.00237	mg/L	0.000160	0.000200	0.002	ND	116	75-125			

MSD | **CLIENT ID: Batch QC** | **Lab ID: QC-2255926-005**

Method: EPA 7470A **Dilution:** 1 **Analysis Date:** 10/03/25 14:25
Prep Date: 10/03/25 12:20

Analyte	Result	Units	MDL	MRL	Spike Amount	Spike Ref. Amount	% Rec	% Rec Limits	RPD	RPD Limit	Qual
Mercury	0.00242	mg/L	0.000160	0.000200	0.002	ND	118	75-125	1.88	20	

The following samples were analyzed in this batch: HN2514478-001, HN2514478-002, HN2514478-003, HN2514478-004, HN2514478-005, HN2514478-006, HN2514478-007, HN2514478-008

QA/QC Report

Client:	Field & Technical Services, LLC	**Work Order:**	HN2514478
Project:	341-963 Sammis	**Date Collected:**	NA
Matrix:	WATER	**Date Received:**	NA
QC Lot:	2257283	**Run ID:**	3563636

Metals

MB | **CLIENT ID: Method Blank** | **Lab ID: QC-2257283-001**

Method: EPA 6020B **Dilution:** 1 **Analysis Date:** 10/06/25 23:18

Prep Date: 10/06/25 08:37

Analyte	Result	Units	MDL	MRL	Spike Amount	Spike Ref. Amount	% Rec	% Rec Limits	RPD	RPD Limit	Qual
Antimony	ND	mg/L	0.000420	0.00500							U
Barium	ND	mg/L	0.000570	0.00500							U
Beryllium	ND	mg/L	0.000130	0.00200							U
Cadmium	ND	mg/L	0.000140	0.00200							U
Calcium	0.275	mg/L	0.221	0.500							J
Lead	ND	mg/L	0.000220	0.00500							U
Lithium	0.00305	mg/L	0.00170	0.0100							J
Molybdenum	ND	mg/L	0.000330	0.00500							U
Selenium	0.00394	mg/L	0.000480	0.00500							J

LCS | **CLIENT ID: Laboratory Control Sample** | **Lab ID: QC-2257283-002**

Method: EPA 6020B **Dilution:** 1 **Analysis Date:** 10/06/25 23:20

Prep Date: 10/06/25 08:37

Analyte	Result	Units	MDL	MRL	Spike Amount	Spike Ref. Amount	% Rec	% Rec Limits	RPD	RPD Limit	Qual
Antimony	0.0956	mg/L	0.000420	0.00500	0.1		95.6	80-120			
Barium	0.0934	mg/L	0.000570	0.00500	0.1		93.4	80-120			
Beryllium	0.0961	mg/L	0.000130	0.00200	0.1		96.1	80-120			
Cadmium	0.0936	mg/L	0.000140	0.00200	0.1		93.6	80-120			
Calcium	9.65	mg/L	0.221	0.500	10		96.5	80-120			
Lead	0.0912	mg/L	0.000220	0.00500	0.1		91.2	80-120			
Lithium	0.0996	mg/L	0.00170	0.0100	0.1		99.6	80-120			
Molybdenum	0.0865	mg/L	0.000330	0.00500	0.1		86.5	80-120			
Potassium	9.38	mg/L	0.0340	0.200	10		93.8	80-120			
Selenium	0.0953	mg/L	0.000480	0.00500	0.1		95.3	80-120			

MS | **CLIENT ID: Batch QC** | **Lab ID: QC-2257283-004**

Method: EPA 6020B **Dilution:** 1 **Analysis Date:** 10/06/25 23:24

Prep Date: 10/06/25 08:37

Analyte	Result	Units	MDL	MRL	Spike Amount	Spike Ref. Amount	% Rec	% Rec Limits	RPD	RPD Limit	Qual
Antimony	0.106	mg/L	0.000420	0.00499	0.1	0.00611	100	75-125			
Barium	0.172	mg/L	0.000570	0.00499	0.1	0.0768	95.7	75-125			
Beryllium	0.0980	mg/L	0.000130	0.00199	0.1	ND	98.0	75-125			
Cadmium	0.0962	mg/L	0.000140	0.00199	0.1	ND	96.2	75-125			
Calcium	99.2	mg/L	0.221	0.500	10	94.1	NC	75-125			O
Lead	0.0909	mg/L	0.000220	0.00499	0.1	0.000569	90.3	75-125			
Lithium	0.104	mg/L	0.00170	0.01000	0.1	0.00489	99.6	75-125			
Molybdenum	0.0973	mg/L	0.000330	0.00499	0.1	0.00180	95.5	75-125			
Potassium	13.0	mg/L	0.0340	0.200	10	3.59	94.3	75-125			
Selenium	0.101	mg/L	0.000480	0.00499	0.1	0.00202	98.8	75-125			

QA/QC Report

Client:	Field & Technical Services, LLC	**Work Order:**	HN2514478
Project:	341-963 Sammis	**Date Collected:**	NA
Matrix:	WATER	**Date Received:**	NA
QC Lot:	2257283	**Run ID:**	3563636

MSD | **CLIENT ID: Batch QC** | **Lab ID: QC-2257283-005**

Method: EPA 6020B **Dilution:** 1 **Analysis Date:** 10/06/25 23:26

Prep Date: 10/06/25 08:37

Analyte	Result	Units	MDL	MRL	Spike Amount	Spike Ref. Amount	% Rec	% Rec Limits	RPD	RPD Limit	Qual
Antimony	0.104	mg/L	0.000420	0.00500	0.1	0.00611	98.1	75-125	2.23	20	
Barium	0.169	mg/L	0.000570	0.00500	0.1	0.0768	92.6	75-125	1.81	20	
Beryllium	0.0968	mg/L	0.000130	0.00200	0.1	ND	96.8	75-125	1.20	20	
Cadmium	0.0961	mg/L	0.000140	0.00200	0.1	ND	96.1	75-125	0.182	20	
Calcium	98.4	mg/L	0.221	0.500	10	94.1	NC	75-125	0.872	20	O
Lead	0.0922	mg/L	0.000220	0.00500	0.1	0.000569	91.7	75-125	1.47	20	
Lithium	0.103	mg/L	0.00170	0.0100	0.1	0.00489	98.3	75-125	1.28	20	
Molybdenum	0.0970	mg/L	0.000330	0.00500	0.1	0.00180	95.2	75-125	0.226	20	
Potassium	12.9	mg/L	0.0340	0.200	10	3.59	93.2	75-125	0.808	20	
Selenium	0.0961	mg/L	0.000480	0.00500	0.1	0.00202	94.0	75-125	4.86	20	

The following samples were analyzed in this batch: HN2514478-001, HN2514478-002, HN2514478-003, HN2514478-004, HN2514478-005, HN2514478-006, HN2514478-007, HN2514478-008

QA/QC Report

Client:	Field & Technical Services, LLC	**Work Order:**	HN2514478
Project:	341-963 Sammis	**Date Collected:**	NA
Matrix:	WATER	**Date Received:**	NA
QC Lot:	2257283	**Run ID:**	3566936

Metals

MB | **CLIENT ID: Method Blank** | **Lab ID: QC-2257283-001**

Method: EPA 6020B **Dilution:** 1 **Analysis Date:** 10/07/25 16:51

Prep Date: 10/06/25 08:37

Analyte	Result	Units	MDL	MRL	Spike Amount	Spike Ref. Amount	% Rec	% Rec Limits	RPD	RPD Limit	Qual
Arsenic	ND	mg/L	0.000190	0.00500							U
Chromium	ND	mg/L	0.000610	0.00500							U
Cobalt	ND	mg/L	0.000270	0.00500							U
Potassium	ND	mg/L	0.0340	0.200							U
Sodium	ND	mg/L	0.129	0.200							U
Thallium	ND	mg/L	0.000150	0.00500							U

LCS | **CLIENT ID: Laboratory Control Sample** | **Lab ID: QC-2257283-002**

Method: EPA 6020B **Dilution:** 1 **Analysis Date:** 10/07/25 16:53

Prep Date: 10/06/25 08:37

Analyte	Result	Units	MDL	MRL	Spike Amount	Spike Ref. Amount	% Rec	% Rec Limits	RPD	RPD Limit	Qual
Thallium	0.0913	mg/L	0.000150	0.00500	0.1		91.3	80-120			

MS | **CLIENT ID: Batch QC** | **Lab ID: QC-2257283-004**

Method: EPA 6020B **Dilution:** 1 **Analysis Date:** 10/07/25 17:00

Prep Date: 10/06/25 08:37

Analyte	Result	Units	MDL	MRL	Spike Amount	Spike Ref. Amount	% Rec	% Rec Limits	RPD	RPD Limit	Qual
Arsenic	0.104	mg/L	0.000190	0.00499	0.1	0.000454	104	75-125			
Chromium	0.106	mg/L	0.000610	0.00499	0.1	ND	105	75-125			
Cobalt	0.102	mg/L	0.000270	0.00499	0.1	ND	102	75-125			
Sodium	23.6	mg/L	0.129	0.200	10	14.2	94.6	75-125			
Thallium	0.0970	mg/L	0.000150	0.00499	0.1	ND	97.0	75-125			

MSD | **CLIENT ID: Batch QC** | **Lab ID: QC-2257283-005**

Method: EPA 6020B **Dilution:** 1 **Analysis Date:** 10/07/25 17:01

Prep Date: 10/06/25 08:37

Analyte	Result	Units	MDL	MRL	Spike Amount	Spike Ref. Amount	% Rec	% Rec Limits	RPD	RPD Limit	Qual
Arsenic	0.104	mg/L	0.000190	0.00500	0.1	0.000454	104	75-125	0.0926	20	
Chromium	0.105	mg/L	0.000610	0.00500	0.1	ND	104	75-125	0.807	20	
Cobalt	0.102	mg/L	0.000270	0.00500	0.1	ND	101	75-125	0.522	20	
Sodium	23.8	mg/L	0.129	0.200	10	14.2	96.2	75-125	0.682	20	
Thallium	0.0976	mg/L	0.000150	0.00500	0.1	ND	97.5	75-125	0.557	20	

The following samples were analyzed in this batch: HN2514478-001, HN2514478-002, HN2514478-003, HN2514478-004, HN2514478-005, HN2514478-006, HN2514478-007, HN2514478-008

QA/QC Report

Client:	Field & Technical Services, LLC	**Work Order:**	HN2514478
Project:	341-963 Sammis	**Date Collected:**	NA
Matrix:	WATER	**Date Received:**	NA
QC Lot:	2257283	**Run ID:**	3570456

Metals

MB | **CLIENT ID: Method Blank** | **Lab ID: QC-2257283-001**

Method: EPA 6020B **Dilution:** 1 **Analysis Date:** 10/08/25 13:51
Prep Date: 10/06/25 08:37

Analyte	Result	Units	MDL	MRL	Spike Amount	Spike Ref. Amount	% Rec	% Rec Limits	RPD	RPD Limit	Qual
Boron	ND	mg/L	0.0154	0.0200							U

LCS | **CLIENT ID: Laboratory Control Sample** | **Lab ID: QC-2257283-002**

Method: EPA 6020B **Dilution:** 1 **Analysis Date:** 10/08/25 13:53
Prep Date: 10/06/25 08:37

Analyte	Result	Units	MDL	MRL	Spike Amount	Spike Ref. Amount	% Rec	% Rec Limits	RPD	RPD Limit	Qual
Arsenic	0.0991	mg/L	0.000190	0.00500	0.1		99.1	80-120			
Boron	0.495	mg/L	0.0154	0.0200	0.5		99.0	80-120			
Chromium	0.104	mg/L	0.000610	0.00500	0.1		104	80-120			
Cobalt	0.102	mg/L	0.000270	0.00500	0.1		102	80-120			
Sodium	10.1	mg/L	0.129	0.200	10		101	80-120			

MS | **CLIENT ID: Batch QC** | **Lab ID: QC-2257283-004**

Method: EPA 6020B **Dilution:** 1 **Analysis Date:** 10/08/25 13:56
Prep Date: 10/06/25 08:37

Analyte	Result	Units	MDL	MRL	Spike Amount	Spike Ref. Amount	% Rec	% Rec Limits	RPD	RPD Limit	Qual
Boron	0.573	mg/L	0.0154	0.0200	0.5	0.0653	102	75-125			

MSD | **CLIENT ID: Batch QC** | **Lab ID: QC-2257283-005**

Method: EPA 6020B **Dilution:** 1 **Analysis Date:** 10/08/25 13:58
Prep Date: 10/06/25 08:37

Analyte	Result	Units	MDL	MRL	Spike Amount	Spike Ref. Amount	% Rec	% Rec Limits	RPD	RPD Limit	Qual
Boron	0.579	mg/L	0.0154	0.0200	0.5	0.0653	103	75-125	0.929	20	

The following samples were analyzed in this batch: HN2514478-001, HN2514478-002, HN2514478-003, HN2514478-004, HN2514478-005, HN2514478-006, HN2514478-007, HN2514478-008

QA/QC Report

Client:	Field & Technical Services, LLC	**Work Order:**	HN2514478
Project:	341-963 Sammis	**Date Collected:**	NA
Matrix:	WATER	**Date Received:**	NA
QC Lot:	2257285	**Run ID:**	3563617

Metals

MB | **CLIENT ID: Method Blank** | **Lab ID: QC-2257285-001**

Method: EPA 6020B **Dilution:** 1 **Analysis Date:** 10/06/25 21:22

Prep Date: 10/06/25 08:41

Analyte	Result	Units	MDL	MRL	Spike Amount	Spike Ref. Amount	% Rec	% Rec Limits	RPD	RPD Limit	Qual
Antimony, dissolved	ND	mg/L	0.000420	0.00500							U
Arsenic, dissolved	ND	mg/L	0.000190	0.00500							U
Barium, dissolved	ND	mg/L	0.000570	0.00500							U
Beryllium, dissolved	ND	mg/L	0.000130	0.00200							U
Boron, dissolved	ND	mg/L	0.0154	0.0200							U
Cadmium, dissolved	ND	mg/L	0.000140	0.00200							U
Calcium, dissolved	ND	mg/L	0.221	0.500							U
Chromium, dissolved	ND	mg/L	0.000610	0.00500							U
Cobalt, dissolved	ND	mg/L	0.000270	0.00500							U
Lead, dissolved	ND	mg/L	0.000220	0.00500							U
Lithium, dissolved	ND	mg/L	0.00170	0.0100							U
Molybdenum, dissolved	ND	mg/L	0.000330	0.00500							U
Potassium, dissolved	ND	mg/L	0.0340	0.200							U
Selenium, dissolved	ND	mg/L	0.000480	0.00500							U
Sodium, dissolved	ND	mg/L	0.129	0.200							U
Thallium, dissolved	ND	mg/L	0.000150	0.00500							U

LCS | **CLIENT ID: Laboratory Control Sample** | **Lab ID: QC-2257285-002**

Method: EPA 6020B **Dilution:** 1 **Analysis Date:** 10/06/25 21:24

Prep Date: 10/06/25 08:41

Analyte	Result	Units	MDL	MRL	Spike Amount	Spike Ref. Amount	% Rec	% Rec Limits	RPD	RPD Limit	Qual
Antimony, dissolved	0.105	mg/L	0.000420	0.00500	0.1		105	80-120			
Arsenic, dissolved	0.102	mg/L	0.000190	0.00500	0.1		102	80-120			
Barium, dissolved	0.101	mg/L	0.000570	0.00500	0.1		101	80-120			
Beryllium, dissolved	0.103	mg/L	0.000130	0.00200	0.1		103	80-120			
Boron, dissolved	0.492	mg/L	0.0154	0.0200	0.5		98.4	80-120			
Cadmium, dissolved	0.104	mg/L	0.000140	0.00200	0.1		104	80-120			
Calcium, dissolved	10.4	mg/L	0.221	0.500	10		104	80-120			
Chromium, dissolved	0.101	mg/L	0.000610	0.00500	0.1		101	80-120			
Cobalt, dissolved	0.0993	mg/L	0.000270	0.00500	0.1		99.3	80-120			
Lead, dissolved	0.102	mg/L	0.000220	0.00500	0.1		102	80-120			
Lithium, dissolved	0.102	mg/L	0.00170	0.0100	0.1		102	80-120			
Molybdenum, dissolved	0.101	mg/L	0.000330	0.00500	0.1		101	80-120			
Potassium, dissolved	10.1	mg/L	0.0340	0.200	10		101	80-120			
Selenium, dissolved	0.105	mg/L	0.000480	0.00500	0.1		105	80-120			
Sodium, dissolved	9.78	mg/L	0.129	0.200	10		97.8	80-120			
Thallium, dissolved	0.100	mg/L	0.000150	0.00500	0.1		100	80-120			

QA/QC Report

Client:	Field & Technical Services, LLC	**Work Order:**	HN2514478
Project:	341-963 Sammis	**Date Collected:**	NA
Matrix:	WATER	**Date Received:**	NA
QC Lot:	2257285	**Run ID:**	3563617

MS | **CLIENT ID: SMMS-MW-4-100425** | **Lab ID: QC-2257285-004**

Method: EPA 6020B **Dilution:** 1 **Analysis Date:** 10/06/25 21:28

Prep Date: 10/06/25 08:41

Analyte	Result	Units	MDL	MRL	Spike Amount	Spike Ref. Amount	% Rec	% Rec Limits	RPD	RPD Limit	Qual
Antimony, dissolved	0.106	mg/L	0.000420	0.00499	0.1	ND	106	75-125			
Arsenic, dissolved	0.102	mg/L	0.000190	0.00499	0.1	0.000217	101	75-125			
Barium, dissolved	0.131	mg/L	0.000570	0.00499	0.1	0.0325	98.4	75-125			
Beryllium, dissolved	0.102	mg/L	0.000130	0.00199	0.1	ND	102	75-125			
Boron, dissolved	0.588	mg/L	0.0154	0.0200	0.5	0.108	96.1	75-125			
Cadmium, dissolved	0.103	mg/L	0.000140	0.00199	0.1	ND	103	75-125			
Calcium, dissolved	52.2	mg/L	0.221	0.500	10	43.7	NC	75-125			O
Chromium, dissolved	0.0994	mg/L	0.000610	0.00499	0.1	ND	99.1	75-125			
Cobalt, dissolved	0.0990	mg/L	0.000270	0.00499	0.1	ND	98.9	75-125			
Lead, dissolved	0.100	mg/L	0.000220	0.00499	0.1	0.000332	100	75-125			
Lithium, dissolved	0.102	mg/L	0.00170	0.01000	0.1	0.00196	99.6	75-125			
Molybdenum, dissolved	0.101	mg/L	0.000330	0.00499	0.1	0.000460	101	75-125			
Potassium, dissolved	12.1	mg/L	0.0340	0.200	10	2.33	97.8	75-125			
Selenium, dissolved	0.103	mg/L	0.000480	0.00499	0.1	ND	102	75-125			
Sodium, dissolved	34.5	mg/L	0.129	0.200	10	25.8	86.6	75-125			
Thallium, dissolved	0.0988	mg/L	0.000150	0.00499	0.1	0.000241	98.6	75-125			

MSD | **CLIENT ID: SMMS-MW-4-100425** | **Lab ID: QC-2257285-005**

Method: EPA 6020B **Dilution:** 1 **Analysis Date:** 10/06/25 21:30

Prep Date: 10/06/25 08:41

Analyte	Result	Units	MDL	MRL	Spike Amount	Spike Ref. Amount	% Rec	% Rec Limits	RPD	RPD Limit	Qual
Antimony, dissolved	0.105	mg/L	0.000420	0.00500	0.1	ND	105	75-125	0.741	20	
Arsenic, dissolved	0.103	mg/L	0.000190	0.00500	0.1	0.000217	103	75-125	1.40	20	
Barium, dissolved	0.130	mg/L	0.000570	0.00500	0.1	0.0325	97.6	75-125	0.587	20	
Beryllium, dissolved	0.101	mg/L	0.000130	0.00200	0.1	ND	101	75-125	1.25	20	
Boron, dissolved	0.588	mg/L	0.0154	0.0200	0.5	0.108	96.2	75-125	0.0950	20	
Cadmium, dissolved	0.102	mg/L	0.000140	0.00200	0.1	ND	102	75-125	1.10	20	
Calcium, dissolved	52.6	mg/L	0.221	0.500	10	43.7	NC	75-125	0.805	20	O
Chromium, dissolved	0.0990	mg/L	0.000610	0.00500	0.1	ND	98.6	75-125	0.410	20	
Cobalt, dissolved	0.0975	mg/L	0.000270	0.00500	0.1	ND	97.4	75-125	1.60	20	
Lead, dissolved	0.100	mg/L	0.000220	0.00500	0.1	0.000332	100	75-125	0.0700	20	
Lithium, dissolved	0.102	mg/L	0.00170	0.0100	0.1	0.00196	99.8	75-125	0.250	20	
Molybdenum, dissolved	0.101	mg/L	0.000330	0.00500	0.1	0.000460	101	75-125	0.0293	20	
Potassium, dissolved	12.0	mg/L	0.0340	0.200	10	2.33	97.1	75-125	0.626	20	
Selenium, dissolved	0.104	mg/L	0.000480	0.00500	0.1	ND	103	75-125	0.940	20	
Sodium, dissolved	34.0	mg/L	0.129	0.200	10	25.8	82.0	75-125	1.33	20	
Thallium, dissolved	0.0986	mg/L	0.000150	0.00500	0.1	0.000241	98.4	75-125	0.184	20	

The following samples were analyzed in this batch: HN2514478-001, HN2514478-002, HN2514478-003, HN2514478-004, HN2514478-005, HN2514478-006, HN2514478-007, HN2514478-008

QA/QC Report

Client:	Field & Technical Services, LLC	**Work Order:**	HN2514478
Project:	341-963 Sammis	**Date Collected:**	NA
Matrix:	WATER	**Date Received:**	NA
QC Lot:	2259921	**Run ID:**	3563848

Metals

MB | **CLIENT ID: Method Blank** | **Lab ID: QC-2259921-001**

Method: EPA 7470A **Dilution:** 1 **Analysis Date:** 10/06/25 15:12
Prep Date: 10/06/25 14:19

Analyte	Result	Units	MDL	MRL	Spike Amount	Spike Ref. Amount	% Rec	% Rec Limits	RPD	RPD Limit	Qual
Mercury, dissolved	ND	mg/L	0.000160	0.000200							U

LCS | **CLIENT ID: Laboratory Control Sample** | **Lab ID: QC-2259921-002**

Method: EPA 7470A **Dilution:** 1 **Analysis Date:** 10/06/25 15:14
Prep Date: 10/06/25 14:19

Analyte	Result	Units	MDL	MRL	Spike Amount	Spike Ref. Amount	% Rec	% Rec Limits	RPD	RPD Limit	Qual
Mercury, dissolved	0.00206	mg/L	0.000160	0.000200	0.002		103	80-120			

MS | **CLIENT ID: SMMS-MW-4-100425** | **Lab ID: QC-2259921-004**

Method: EPA 7470A **Dilution:** 1 **Analysis Date:** 10/06/25 15:17
Prep Date: 10/06/25 14:19

Analyte	Result	Units	MDL	MRL	Spike Amount	Spike Ref. Amount	% Rec	% Rec Limits	RPD	RPD Limit	Qual
Mercury, dissolved	0.00210	mg/L	0.000160	0.000200	0.002	ND	106	75-125			

MSD | **CLIENT ID: SMMS-MW-4-100425** | **Lab ID: QC-2259921-005**

Method: EPA 7470A **Dilution:** 1 **Analysis Date:** 10/06/25 15:19
Prep Date: 10/06/25 14:19

Analyte	Result	Units	MDL	MRL	Spike Amount	Spike Ref. Amount	% Rec	% Rec Limits	RPD	RPD Limit	Qual
Mercury, dissolved	0.00216	mg/L	0.000160	0.000200	0.002	ND	110	75-125	2.82	20	

The following samples were analyzed in this batch: HN2514478-001, HN2514478-002, HN2514478-003, HN2514478-004, HN2514478-005, HN2514478-006, HN2514478-007, HN2514478-008

Subcontracted Analytical Parameters

GEL Laboratories LLC
a member of The GEL Group INC

2040 Savage Road | Charleston, SC 29407
843.556.8171

gel.com

October 23, 2025

Jodi Blouw
ALS Group USA, Corp
3352 128th Ave
Holland, Michigan 49424

Re: Holland - Blouw L2
Work Order: 746123

Dear Jodi Blouw:

GEL Laboratories, LLC (GEL) appreciates the opportunity to provide the enclosed analytical results for the sample(s) we received on October 06, 2025. This original data report has been prepared and reviewed in accordance with GEL's standard operating procedures.

The samples were delivered with proper chain of custody documentation and signatures. All sample containers arrived without any visible signs of tampering or breakage. There are no additional comments concerning sample receipt.

Test results for NELAP or ISO 17025 accredited tests are verified to meet the requirements of those standards, with any exceptions noted. The results reported relate only to the items tested and to the sample as received by the laboratory. These results may not be reproduced except as full reports without approval by the laboratory. Copies of GEL's accreditations and certifications can be found on our website at www.gel.com.

Our policy is to provide high quality, personalized analytical services to enable you to meet your analytical needs on time every time. We trust that you will find everything in order and to your satisfaction. If you have any questions, please do not hesitate to call me at (843) 556-8171, ext. 4422.

Sincerely,

A. Melendrez

Adrian Melendrez for
Jacob Crook
Project Manager

Purchase Order: HN2514478
Enclosures

GEL LABORATORIES LLC

2040 Savage Road Charleston SC 29407 - (843) 556-8171 - www.gel.com

Certificate of Analysis Report
for

ALSE001 ALS Environmental

Client SDG: 746123 GEL Work Order: 746123

The Qualifiers in this report are defined as follows:

* A quality control analyte recovery is outside of specified acceptance criteria

** Analyte is a Tracer compound

** Analyte is a surrogate compound

U Analyte was analyzed for, but not detected above the MDL, MDA, MDC or LOD.

Where the analytical method has been performed under NELAP certification, the analysis has met all of the requirements of the NELAC standard unless qualified on the Certificate of Analysis.

The designation ND, if present, appears in the result column when the analyte concentration is not detected above the limit as defined in the 'U' qualifier above.

This data report has been prepared and reviewed in accordance with GEL Laboratories LLC standard operating procedures. Please direct any questions to your Project Manager, Jacob Crook.

Reviewed by A. Melendez

GEL LABORATORIES LLC

2040 Savage Road Charleston SC 29407 - (843) 556-8171 - www.gel.com

Certificate of Analysis

Company : ALS Group USA, Corp
Address : 3352 128th Ave
Holland, Michigan 49424
Report Date: October 23, 2025
Contact: Jodi Blouw
Project: Holland - Blouw L2

Client Sample ID: SMMS-MW-4-100425
Sample ID: 746123001
Matrix: Ground Water
Collect Date: 01-OCT-25
Receive Date: 06-OCT-25
Collector: Client

Project: ALSE00923
Client ID: ALSE001

Parameter	Qualifier	Result	Uncertainty	MDC	TPU	RL	Units	PF	DF	Analyst	Date	Time	Batch	Mtd.
Rad Gas Flow Proportional Counting														
GFPC Ra228, Liquid "As Received"														
Radium-228		4.23	+/-1.46	1.71	+/-1.89	3.00	pCi/L			DH1	10/20/25	0838	2876076	1
Rad Radium-226														
Lucas Cell, Ra226, Liquid "As Received"														
Radium-226		1.31	+/-0.624	0.771	+/-0.663	1.00	pCi/L			AW6	10/23/25	0920	2877620	2

The following Analytical Methods were performed

Method	Description
1	EPA 904.0/SW846 9320 Modified
2	EPA 903.1 Modified

Surrogate/Tracer Recovery	Test	Batch ID	Recovery%	Acceptable Limits
Barium-133 Tracer	GFPC Ra228, Liquid "As Received"	2876076	68	(15%-125%)

Notes:

The MDC is a sample specific MDC.
TPU and Counting Uncertainty are calculated at the 95% confidence level (1.96-sigma).

Column headers are defined as follows:

DF: Dilution Factor
DL: Detection Limit
Lc/LC: Critical Level
MDA: Minimum Detectable Activity
MDC: Minimum Detectable Concentration
Mtd.: Method
PF: Prep Factor
RL: Reporting Limit
TPU: Total Propagated Uncertainty

GEL LABORATORIES LLC

2040 Savage Road Charleston SC 29407 - (843) 556-8171 - www.gel.com

Certificate of Analysis

Company : ALS Group USA, Corp
Address : 3352 128th Ave

Holland, Michigan 49424 — Report Date: October 23, 2025

Contact: Jodi Blouw
Project: Holland - Blouw L2

Client Sample ID: SMMS-MW-15-100425
Sample ID: 746123002
Matrix: Ground Water
Collect Date: 01-OCT-25
Receive Date: 06-OCT-25
Collector: Client

Project: ALSE00923
Client ID: ALSE001

Parameter	Qualifier	Result	Uncertainty	MDC	TPU	RL	Units	PF	DF	Analyst	Date	Time	Batch	Mtd.
Rad Gas Flow Proportional Counting														
GFPC Ra228, Liquid "As Received"														
Radium-228		3.66	+/-1.87	2.64	+/-2.13	3.00	pCi/L			DH1	10/20/25	1153	2876076	1
Rad Radium-226														
Lucas Cell, Ra226, Liquid "As Received"														
Radium-226	U	0.208	+/-0.192	0.265	+/-0.195	1.00	pCi/L			AW6	10/23/25	0920	2877620	2

The following Analytical Methods were performed

Method	Description
1	EPA 904.0/SW846 9320 Modified
2	EPA 903.1 Modified

Surrogate/Tracer Recovery	Test	Batch ID	Recovery%	Acceptable Limits
Barium-133 Tracer	GFPC Ra228, Liquid "As Received"	2876076	76.4	(15%-125%)

Notes:

The MDC is a sample specific MDC.
TPU and Counting Uncertainty are calculated at the 95% confidence level (1.96-sigma).

Column headers are defined as follows:

DF: Dilution Factor
DL: Detection Limit
Lc/LC: Critical Level
MDA: Minimum Detectable Activity
MDC: Minimum Detectable Concentration
Mtd.: Method
PF: Prep Factor
RL: Reporting Limit
TPU: Total Propagated Uncertainty

GEL LABORATORIES LLC

2040 Savage Road Charleston SC 29407 - (843) 556-8171 - www.gel.com

Certificate of Analysis

Company : ALS Group USA, Corp
Address : 3352 128th Ave

Holland, Michigan 49424 — Report Date: October 23, 2025

Contact: Jodi Blouw
Project: Holland - Blouw L2

Client Sample ID: SMMS-MW-5-100425
Sample ID: 746123003
Matrix: Ground Water
Collect Date: 01-OCT-25
Receive Date: 06-OCT-25
Collector: Client

Project: ALSE00923
Client ID: ALSE001

Parameter	Qualifier	Result	Uncertainty	MDC	TPU	RL	Units	PF	DF	Analyst	Date	Time	Batch	Mtd.
Rad Gas Flow Proportional Counting														
GFPC Ra228, Liquid "As Received"														
Radium-228		1.82	+/-1.21	1.78	+/-1.31	3.00	pCi/L			DH1	10/20/25	0833	2876076	1
Rad Radium-226														
Lucas Cell, Ra226, Liquid "As Received"														
Radium-226		0.885	+/-0.425	0.424	+/-0.461	1.00	pCi/L			AW6	10/23/25	0920	2877620	2

The following Analytical Methods were performed

Method	Description
1	EPA 904.0/SW846 9320 Modified
2	EPA 903.1 Modified

Surrogate/Tracer Recovery	Test	Batch ID	Recovery%	Acceptable Limits
Barium-133 Tracer	GFPC Ra228, Liquid "As Received"	2876076	78.3	(15%-125%)

Notes:

The MDC is a sample specific MDC.
TPU and Counting Uncertainty are calculated at the 95% confidence level (1.96-sigma).

Column headers are defined as follows:

DF: Dilution Factor
DL: Detection Limit
Lc/LC: Critical Level
MDA: Minimum Detectable Activity
MDC: Minimum Detectable Concentration
Mtd.: Method
PF: Prep Factor
RL: Reporting Limit
TPU: Total Propagated Uncertainty

GEL LABORATORIES LLC

2040 Savage Road Charleston SC 29407 - (843) 556-8171 - www.gel.com

Certificate of Analysis

Company : ALS Group USA, Corp
Address : 3352 128th Ave

Holland, Michigan 49424 — Report Date: October 23, 2025

Contact: Jodi Blouw
Project: Holland - Blouw L2

Client Sample ID: SMMS-MW-1-100425
Sample ID: 746123004
Matrix: Ground Water
Collect Date: 01-OCT-25
Receive Date: 06-OCT-25
Collector: Client

Project: ALSE00923
Client ID: ALSE001

Parameter	Qualifier	Result	Uncertainty	MDC	TPU	RL	Units	PF	DF	Analyst	Date	Time	Batch	Mtd.
Rad Gas Flow Proportional Counting														
GFPC Ra228, Liquid "As Received"														
Radium-228		2.35	+/-1.30	1.88	+/-1.46	3.00	pCi/L			DH1	10/20/25	0833	2876076	1
Rad Radium-226														
Lucas Cell, Ra226, Liquid "As Received"														
Radium-226		2.25	+/-0.615	0.437	+/-0.756	1.00	pCi/L			AW6	10/23/25	0920	2877620	2

The following Analytical Methods were performed

Method	Description
1	EPA 904.0/SW846 9320 Modified
2	EPA 903.1 Modified

Surrogate/Tracer Recovery	Test	Batch ID	Recovery%	Acceptable Limits
Barium-133 Tracer	GFPC Ra228, Liquid "As Received"	2876076	74	(15%-125%)

Notes:

The MDC is a sample specific MDC.
TPU and Counting Uncertainty are calculated at the 95% confidence level (1.96-sigma).

Column headers are defined as follows:

DF: Dilution Factor
DL: Detection Limit
Lc/LC: Critical Level
MDA: Minimum Detectable Activity
MDC: Minimum Detectable Concentration
Mtd.: Method
PF: Prep Factor
RL: Reporting Limit
TPU: Total Propagated Uncertainty

GEL LABORATORIES LLC

2040 Savage Road Charleston SC 29407 - (843) 556-8171 - www.gel.com

Certificate of Analysis

Company : ALS Group USA, Corp
Address : 3352 128th Ave

Holland, Michigan 49424 — Report Date: October 23, 2025

Contact: Jodi Blouw
Project: Holland - Blouw L2

Client Sample ID: SMMS-MW-2-100425
Sample ID: 746123005
Matrix: Ground Water
Collect Date: 01-OCT-25
Receive Date: 06-OCT-25
Collector: Client

Project: ALSE00923
Client ID: ALSE001

Parameter	Qualifier	Result	Uncertainty	MDC	TPU	RL	Units	PF	DF	Analyst	Date	Time	Batch	Mtd.
Rad Gas Flow Proportional Counting														
GFPC Ra228, Liquid "As Received"														
Radium-228		1.78	+/-0.972	1.40	+/-1.09	3.00	pCi/L			DH1	10/20/25	0834	2876076	1
Rad Radium-226														
Lucas Cell, Ra226, Liquid "As Received"														
Radium-226		0.620	+/-0.362	0.365	+/-0.389	1.00	pCi/L			AW6	10/23/25	0920	2877620	2

The following Analytical Methods were performed

Method	Description
1	EPA 904.0/SW846 9320 Modified
2	EPA 903.1 Modified

Surrogate/Tracer Recovery	Test	Batch ID	Recovery%	Acceptable Limits
Barium-133 Tracer	GFPC Ra228, Liquid "As Received"	2876076	87.3	(15%-125%)

Notes:

The MDC is a sample specific MDC.
TPU and Counting Uncertainty are calculated at the 95% confidence level (1.96-sigma).

Column headers are defined as follows:

DF: Dilution Factor
DL: Detection Limit
Lc/LC: Critical Level
MDA: Minimum Detectable Activity
MDC: Minimum Detectable Concentration
Mtd.: Method
PF: Prep Factor
RL: Reporting Limit
TPU: Total Propagated Uncertainty

GEL LABORATORIES LLC

2040 Savage Road Charleston SC 29407 - (843) 556-8171 - www.gel.com

Certificate of Analysis

Company : ALS Group USA, Corp
Address : 3352 128th Ave

Holland, Michigan 49424 — Report Date: October 23, 2025

Contact: Jodi Blouw
Project: Holland - Blouw L2

Client Sample ID: SMMS-P-2-100425
Sample ID: 746123006
Matrix: Ground Water
Collect Date: 01-OCT-25
Receive Date: 06-OCT-25
Collector: Client

Project: ALSE00923
Client ID: ALSE001

Parameter	Qualifier	Result	Uncertainty	MDC	TPU	RL	Units	PF	DF	Analyst	Date	Time	Batch	Mtd.
Rad Gas Flow Proportional Counting														
GFPC Ra228, Liquid "As Received"														
Radium-228		2.63	+/-1.47	2.18	+/-1.64	3.00	pCi/L			DH1	10/20/25	0834	2876076	1
Rad Radium-226														
Lucas Cell, Ra226, Liquid "As Received"														
Radium-226		0.570	+/-0.357	0.450	+/-0.366	1.00	pCi/L			AW6	10/23/25	0920	2877620	2

The following Analytical Methods were performed

Method	Description
1	EPA 904.0/SW846 9320 Modified
2	EPA 903.1 Modified

Surrogate/Tracer Recovery	Test	Batch ID	Recovery%	Acceptable Limits
Barium-133 Tracer	GFPC Ra228, Liquid "As Received"	2876076	81.5	(15%-125%)

Notes:

The MDC is a sample specific MDC.
TPU and Counting Uncertainty are calculated at the 95% confidence level (1.96-sigma).

Column headers are defined as follows:

DF: Dilution Factor
DL: Detection Limit
Lc/LC: Critical Level
MDA: Minimum Detectable Activity
MDC: Minimum Detectable Concentration
Mtd.: Method
PF: Prep Factor
RL: Reporting Limit
TPU: Total Propagated Uncertainty

GEL LABORATORIES LLC

2040 Savage Road Charleston SC 29407 - (843) 556-8171 - www.gel.com

Certificate of Analysis

Company : ALS Group USA, Corp
Address : 3352 128th Ave

Holland, Michigan 49424 — Report Date: October 23, 2025

Contact: Jodi Blouw
Project: Holland - Blouw L2

Client Sample ID: SMMS-MW-9-100425
Sample ID: 746123007
Matrix: Ground Water
Collect Date: 01-OCT-25
Receive Date: 06-OCT-25
Collector: Client

Project: ALSE00923
Client ID: ALSE001

Parameter	Qualifier	Result	Uncertainty	MDC	TPU	RL	Units	PF	DF	Analyst	Date	Time	Batch	Mtd.
Rad Gas Flow Proportional Counting														
GFPC Ra228, Liquid "As Received"														
Radium-228		2.97	+/-1.76	2.56	+/-1.95	3.00	pCi/L			DH1	10/20/25	0834	2876076	1
Rad Radium-226														
Lucas Cell, Ra226, Liquid "As Received"														
Radium-226		1.26	+/-0.531	0.482	+/-0.578	1.00	pCi/L			AW6	10/23/25	0952	2877620	2

The following Analytical Methods were performed

Method	Description
1	EPA 904.0/SW846 9320 Modified
2	EPA 903.1 Modified

Surrogate/Tracer Recovery	Test	Batch ID	Recovery%	Acceptable Limits
Barium-133 Tracer	GFPC Ra228, Liquid "As Received"	2876076	62	(15%-125%)

Notes:

The MDC is a sample specific MDC.
TPU and Counting Uncertainty are calculated at the 95% confidence level (1.96-sigma).

Column headers are defined as follows:

DF: Dilution Factor
DL: Detection Limit
Lc/LC: Critical Level
MDA: Minimum Detectable Activity
MDC: Minimum Detectable Concentration
Mtd.: Method
PF: Prep Factor
RL: Reporting Limit
TPU: Total Propagated Uncertainty

GEL LABORATORIES LLC

2040 Savage Road Charleston SC 29407 - (843) 556-8171 - www.gel.com

Certificate of Analysis

Company : ALS Group USA, Corp
Address : 3352 128th Ave

Holland, Michigan 49424 — Report Date: October 23, 2025

Contact: Jodi Blouw
Project: Holland - Blouw L2

Client Sample ID: SMMS-M-99A-100425
Sample ID: 746123008
Matrix: Ground Water
Collect Date: 01-OCT-25
Receive Date: 06-OCT-25
Collector: Client

Project: ALSE00923
Client ID: ALSE001

Parameter	Qualifier	Result	Uncertainty	MDC	TPU	RL	Units	PF	DF	Analyst	Date	Time	Batch	Mtd.
Rad Gas Flow Proportional Counting														
GFPC Ra228, Liquid "As Received"														
Radium-228	U	2.24	+/-1.79	2.80	+/-1.90	3.00	pCi/L			DH1	10/20/25	1158	2876076	1
Rad Radium-226														
Lucas Cell, Ra226, Liquid "As Received"														
Radium-226		0.843	+/-0.452	0.578	+/-0.475	1.00	pCi/L			AW6	10/23/25	0952	2877620	2

The following Analytical Methods were performed

Method	Description
1	EPA 904.0/SW846 9320 Modified
2	EPA 903.1 Modified

Surrogate/Tracer Recovery	Test	Batch ID	Recovery%	Acceptable Limits
Barium-133 Tracer	GFPC Ra228, Liquid "As Received"	2876076	66.9	(15%-125%)

Notes:

The MDC is a sample specific MDC.
TPU and Counting Uncertainty are calculated at the 95% confidence level (1.96-sigma).

Column headers are defined as follows:

DF: Dilution Factor
DL: Detection Limit
Lc/LC: Critical Level
MDA: Minimum Detectable Activity
MDC: Minimum Detectable Concentration
Mtd.: Method
PF: Prep Factor
RL: Reporting Limit
TPU: Total Propagated Uncertainty

QC Summary

Report Date: October 23, 2025
Page 1 of 2

Client : **ALS Group USA, Corp**
3352 128th Ave

Holland, Michigan

Contact: **Jodi Blouw**

Workorder: **746123**

Parmname	NOM	Sample	Qual	QC	Units	RPD%	REC%	Range	Anlst	Date Time
Rad Gas Flow										
Batch 2876076										
QC1206259145 746123001 DUP										
Radium-228		4.23	U	0.983	pCi/L	99.2		(0% - 100%)	DH1	10/20/2508:33
	Uncert:	+/-1.46		+/-0.893						
	TPU:	+/-1.89		+/-0.934						
QC1206259146 LCS										
Radium-228	79.7			85.3	pCi/L		107	(75%-125%)	DH1	10/20/2508:33
	Uncert:			+/-5.03						
	TPU:			+/-24.4						
QC1206259144 MB										
Radium-228			U	1.19	pCi/L				DH1	10/20/2511:58
	Uncert:			+/-1.61						
	TPU:			+/-1.65						
Rad Ra-226										
Batch 2877620										
QC1206261976 746146001 DUP										
Radium-226		1.71		1.28	pCi/L	28.3		(0% - 100%)	AW6	10/23/2510:25
	Uncert:	+/-0.584		+/-0.464						
	TPU:	+/-0.674		+/-0.515						
QC1206261978 LCS										
Radium-226	27.2			27.6	pCi/L		102	(75%-125%)	AW6	10/23/2510:25
	Uncert:			+/-1.98						
	TPU:			+/-6.72						
QC1206261975 MB										
Radium-226			U	0.498	pCi/L				AW6	10/23/2510:25
	Uncert:			+/-0.478						
	TPU:			+/-0.485						
QC1206261977 746146001 MS										
Radium-226	137	1.71		115	pCi/L		82.9	(75%-125%)	AW6	10/23/2510:25
	Uncert:	+/-0.584		+/-9.35						
	TPU:	+/-0.674		+/-19.1						

Notes:

TPU and Counting Uncertainty are calculated at the 95% confidence level (1.96-sigma).

The Qualifiers in this report are defined as follows:

U U Analyte was analyzed for, but not detected above the MDL, MDA, MDC or LOD.

QC Summary

Workorder: **746123**

Parmname	NOM	Sample	Qual	QC	Units	RPD%	REC%	Range	Anlst	Date Time

N/A indicates that spike recovery limits do not apply when sample concentration exceeds spike conc. by a factor of 4 or more or %RPD not applicable.
** Indicates analyte is a surrogate/tracer compound.
^ The Relative Percent Difference (RPD) obtained from the sample duplicate (DUP) is evaluated against the acceptence criteria when the sample is greater than five times (5X) the contract required detection limit (RL). In cases where either the sample or duplicate value is less than 5X the RL, a control limit of +/- the RL is used to evaluate the DUP result.
For PS, PSD, and SDILT results, the values listed are the measured amounts, not final concentrations.

Where the analytical method has been performed under NELAP certification, the analysis has met all of the requirements of the NELAC standard unless qualified on the QC Summary.

ALS Group USA, Corp.
3352 128th Ave Holland Michigan 49424 United States
T+1 616 399 6070 | F

right solutions, right partner.

Subcontract Chain of Custody

746123

SAMPLING STATE:

COC ID: HN2514478

Subcontract To:
GEL Laboratories - Charleston, SC TEL: (843) 556-8171
2040 Savage Road FAX: (866) 624-0132
Charleston South Carolina 29407

Due Date: 10/13/2025
Analysis Report Format: ALS Standard – Level II
Electronic Data Deliverable: ERM_EQUIS_CAN

Customer Information		Project Information		Parameter/Method Request for Analysis	
Purchase Order		Project Name	341-963 Sammis	A	EPA 903.1 Mod - Radium-226 (EXT SUB)
Work Order	HN2514478			B	EPA 904.0 - Radium-228 (EXT SUB)
Company Name	Holland - Environmental	Bill To Company	Holland - Environmental	C	
Send Report To	Jodi Blouw	Inv Attn	Accounts Payable	D	
Address	3352 128th Ave	Address	3352 128th Ave	E	
				F	
City/State/Zip	Holland Michigan 49424	City/State/Zip	Holland Michigan 49424	G	
Phone	+1 616 399 6070	Phone	+1 616 399 6070	H	
Fax		Fax		I	
Email Address	jodi.blouw@alsglobal.com			J	

ALS Sample ID	Client Sample ID	Matrix	Collection Date	Bottle	A	B	C	D	E	F	G	H	I	J
HN2514478-001	SMMS-MW-4-100425	Groundwater	10/01/2025 10:10	001-AD	x	x								
HN2514478-002	SMMS-MW-15-100425	Groundwater	10/01/2025 11:40	002-AD	x	x								
HN2514478-003	SMMS-MW-5-100425	Groundwater	10/01/2025 14:10	003-AD	x	x								
HN2514478-004	SMMS-MW-1-100425	Groundwater	10/01/2025 09:07	004-AD	x	x								
HN2514478-005	SMMS-MW-2-100425	Groundwater	10/01/2025 11:23	005-AD	x	x								
HN2514478-006	SMMS-P-2-100425	Groundwater	10/01/2025 13:02	006-AD	x	x								
HN2514478-007	SMMS-MW-9-100425	Groundwater	10/01/2025 14:07	007-AD	x	x								
HN2514478-008	SMMS-M-99A-100425	Groundwater	10/01/2025 08:00	008-AD	x	x								

Relinquished by	Date Time	Received by	Date Time	Cooler ID's
[signature]	10/2/25 1500	[signature]	10/6/25 930	
Relinquished by	Date Time	Received by	Date Time	
Sampled by				

GEL Laboratories LLC

SAMPLE RECEIPT & REVIEW FORM

Client: ALSE | SDG/AR/COC/Work Order: 746123 | GEL PM:

Received By: SB | Date Received at GEL: 10.06.25

Carrier (Circle Applicable)
FedEx Express FedEx Ground UPS Field Services Courier Client Other:

IR Temp gun # IR4 24 Daily Calibration Performed? Y/N

Tracking Number	Temp (C)	If over 6 °C, check if samples do not require cold preservation (ie radiochem only).	Tracking Number	Temp (C)	If over 6 °C, check if samples do not require cold preservation (ie radiochem only).
4308 9607 4302	21°	✓			
4298	21°	✓			

Suspected Hazard Information	Yes	No	*If Net Counts > 100cpm on samples not marked "radioactive", contact the Radiation Safety Group for further investigation.
A) Shipped as a DOT Hazardous?		✓	Hazard Class Shipped: UN#: If UN2910, Is the Radioactive Shipment Survey Compliant? Yes___ No___
B) Did the client designate the samples are to be received as radioactive?		✓	COC notation or radioactive stickers on containers equal client designation.
C) Did the RSO classify the samples as radioactive?		✓	Maximum Net Counts Observed* (Observed Counts - Area Background Counts): ✓ CPM / mR/Hr Classified as: Rad 1 Rad 2 Rad 3
D) Are there any sample hazards to document?		✓	If yes, select Hazards below. PCBs Flammable Foreign Soil RCRA Asbestos Beryllium Corrosive Other:
E) Was SDS received and reviewed by Lab Safety		✓	Circle Applicable: See additional Comments below. No additional comments needed after review.

	Sample Receipt Criteria	Yes	NA	No	Comments/Qualifiers (Required for Non-Conforming Items)
1	Shipping containers received intact and sealed?	✓			Circle Applicable: Direct client dropoff Seals broken Damaged container Leaking container Other (describe)
2	Chain of custody documents included with shipment?	✓			Circle Applicable: Client contacted and provided COC COC created upon receipt
3	Were there samples requiring cold preservation, did they arrive within (6 °C)?		✓		Preservation Method: Wet Ice Ice Packs Dry Ice None ✓ Other: *all temperatures recorded next to tracking numbers are in Celcius
4	Sample containers intact and sealed?	✓			Circle Applicable: Seals broken Damaged container Leaking container Other (describe)
5	Samples requiring chemical preservation at proper pH?	✓			Preserved per COC request or list Sample IDs and Containers Affected: If Preservation added, Lot#:
6	Do any samples require Volatile Analysis? (If yes, answer all three additional questions.)			✓	If Yes, are Encores or Soil Kits present? Yes___ No___ (If yes, take to VOA Freezer) Do liquid VOA vials contain acid preservation? Yes___ No___ NA___ (If unknown, select No) Are liquid VOA vials free of headspace? Yes___ No___ NA___ Sample IDs and containers affected:
7	Samples received within holding time?	✓			IDs and tests affected:
8	Sample IDs on COC match IDs on bottles?	✓			IDs and containers affected:
9	Date & time on COC match date & time on bottles?	✓			Circle Applicable: No dates on containers No times on containers COC missing info Other (describe)
10	Number of containers received match number indicated on COC?	✓			Circle Applicable: No container count on COC Missing Container (provide details) Other (describe)
11	Are sample containers identifiable as GEL provided by use of GEL labels?			✓	
12	COC form is properly signed in relinquished/received sections?	✓			Circle Applicable: Not relinquished Other (describe)

Comments:

PM (or PMA) review: Initials RT Date 10/7/25

Continuation Form Required when selected

GL-CHL-SR-001 Rev 8

List of current GEL Certifications as of 23 October 2025

State	Certification
Alabama	42200
Alaska	17-018
Alaska Drinking Water	SC00012
Arkansas	88-00651
CLIA	42D0904046
California	2940
Colorado	SC00012
Connecticut	PH-0169
DoD ELAP/ ISO17025 A2LA	2567.01
Florida NELAP	E87156
Foreign Soils Permit	525-24-281-19660
Georgia	SC00012
Georgia SDWA	967
Hawaii	SC00012
Idaho	SC00012
Illinois NELAP	200029
Indiana	C-SC-01
Kansas NELAP	E-10332
Kentucky SDWA	KY90129
Kentucky Wastewater	KY90129
Louisiana Drinking Water	LA024
Louisiana NELAP	03046 (AI33904)
Maine	2023019
Maryland	270
Massachusetts	M-SC012
Massachusetts PFAS Approval	Letter
Michigan	9976
Mississippi	SC00012
Nebraska	NE-OS-26-13
Nevada	NV-C24-00175
New Hampshire NELAP	205424
New Jersey NELAP	SC002
New Mexico	SC00012
New York NELAP	11501
North Carolina	233
North Carolina SDWA	45709
North Dakota	R-158
Oklahoma	2023-152
Pennsylvania NELAP	68-00485
Puerto Rico	SC00012
S. Carolina Radiochem	10120002
Sanitation Districts of LA	9255651
South Carolina Chemistry	10120001
Tennessee	TN 02934
Texas NELAP	T104704235
Utah NELAP	SC000122024-45
Vermont	VT87156
Virginia NELAP	460202
Washington	C780

Product: **GFPC Ra228, Liquid**
Analytical Method: EPA 904.0/SW846 9320 Modified
Analytical Procedure: GL-RAD-A-063 REV# 5
Analytical Batch: 2876076

The following samples were analyzed using the above methods and analytical procedure•s,.

GEL Sample ID#	Client Sample Identification
746123001	SMMS-MW-4-100425
746123002	SMMS-MW-15-100425
746123003	SMMS-MW-5-100425
746123004	SMMS-MW-1-100425
746123005	SMMS-MW-2-100425
746123006	SMMS-P-2-100425
746123007	SMMS-MW-9-100425
746123008	SMMS-M-99A-100425
1206259144	Method Blank •MB,
1206259145	746123001•SMMS-MW-4-100425, Sample Duplicate •DUP,
1206259146	Laboratory Control Sample •LCS,

The samples in this SDG were analyzed on an "as received" basis.

Data Summary:

All sample data provided in this report met the acceptance criteria specified in the analytical methods and procedures for initial calibration, continuing calibration, instrument controls and process controls where applicable, with the following exceptions.

Technical Information

Recounts
Sample 1206259146 •LCS, was recounted due to high recovery. The recount is reported.
Samples were re-eluted and recounted to verify sample results. The recounts are reported.

Product: **Lucas Cell, Ra226, Liquid**
Analytical Method: EPA 903.1 Modified
Analytical Procedure: GL-RAD-A-008 REV# 15
Analytical Batch: 2877620

The following samples were analyzed using the above methods and analytical procedure•s,.

GEL Sample ID#	Client Sample Identification
746123001	SMMS-MW-4-100425
746123002	SMMS-MW-15-100425
746123003	SMMS-MW-5-100425
746123004	SMMS-MW-1-100425

746123005	SMMS-MW-2-100425
746123006	SMMS-P-2-100425
746123007	SMMS-MW-9-100425
746123008	SMMS-M-99A-100425
1206261975	Method Blank (MB)
1206261976	746146001(NonSDG) Sample Duplicate (DUP)
1206261977	746146001(NonSDG) Matrix Spike (MS)
1206261978	Laboratory Control Sample (LCS)

The samples in this SDG were analyzed on an "as received" basis.

Data Summary:

All sample data provided in this report met the acceptance criteria specified in the analytical methods and procedures for initial calibration, continuing calibration, instrument controls and process controls where applicable, with the following exceptions.

Miscellaneous Information

Additional Comments
The matrix spike, 1206261977 (Non SDG 746146001MS), aliquot was reduced to conserve sample volume.

Certification Statement

Where the analytical method has been performed under NELAP certification, the analysis has met all of the requirements of the NELAC standard unless otherwise noted in the analytical case narrative.

right solutions.
right partner.

November 06, 2025

Brian Spahlinger
Field & Technical Services, LLC
200 Third Ave.

Carnegie, Pennsylvania 15106

Date Received: **10/03/2025**
Work Order: **HN2514590**

Re: **341-963 Sammis**

Dear Brian,

Enclosed are the results of the sample(s) submitted to our laboratory.

The analytical data provided relates directly to the samples received by ALS Environmental - Holland and for only the analyses requested.

Sample results are compliant with industry accepted practices and Quality Control results achieved laboratory specifications. Any exceptions are noted in the Case Narrative, or noted with qualifiers in the report or QC batch information. Should this laboratory report need to be reproduced, it should be reproduced in full unless written approval has been obtained from ALS Environmental. Samples will be disposed in 30 days unless storage arrangements are made.

If you have any questions regarding this report, please feel free to contact me:
ADDRESS: 3352 128th Avenue, Holland, MI, USA PHONE: +1 (616) 399-6070 FAX: +1 (616) 399-6185

Jodi Blouw
/S/ JODI BLOUW

Project Manager

Client: Field & Technical Services, LLC **Work Order:** HN2514590
Project: 341-963 Sammis **Date Received:** 03-Oct-2025

CASE NARRATIVE

All analyses were performed consistent with the quality assurance program of ALS Environmental. This report contains analytical results for samples for the Tier II level requested by the client.

Sample Receipt

12 groundwater samples were received for analysis at ALS Environmental on 03-Oct-2025. Any discrepancies upon initial sample inspection are annotated on the sample receipt and preservation form included within this report. The samples were stored at minimum in accordance with the analytical method requirements.

Inorganics

EPA 9056A (High)

Run ID: 3578165

Matrix spike value was outside upper limit of calibration. Processed at equivalent dilution level as the parent. Sulfate
Matrix spike duplicate value was outside upper limit of calibration. Processed at equivalent dilution level as the parent. Sulfate
The MS recovery was above the upper control limit. The corresponding result in the parent sample may be biased high for this analyte: Sulfate
The MSD recovery was above the upper control limit. The corresponding result in the parent sample may be biased high for this analyte: Sulfate
HN2514590-009: The reporting limit is elevated due to dilution for high concentrations of non-target analytes.

HN2514590-011: The reporting limit is elevated due to dilution for high concentrations of non-target analytes.

HN2514590-012: The reporting limit is elevated due to dilution for high concentrations of non-target analytes.

Run ID: 3584059

The MSD recovery was below the lower control limit. The corresponding result in the parent sample may be biased low for the following analyte(s): Fluoride
The MS recovery was below the lower control limit. The corresponding result in the parent sample may be biased low for this analyte: Fluoride
HN2514590-003: The reporting limit is elevated due to dilution for high concentrations of non-target analytes.

HN2514590-005: The reporting limit is elevated due to dilution for high concentrations of non-target analytes.

HN2514590-007: The reporting limit is elevated due to dilution for high concentrations of non-target analytes.

HN2514590-009: The reporting limit is elevated due to dilution for high concentrations of non-target analytes.

HN2514590-010: The reporting limit is elevated due to dilution for high concentrations of non-target analytes.

HN2514590-011: The reporting limit is elevated due to dilution for high concentrations of non-target analytes.

HN2514590-012: The reporting limit is elevated due to dilution for high concentrations of non-target analytes.

Run ID: 3570255

HN2514590-002: The reporting limit is elevated due to dilution for high concentrations of non-target analytes.

HN2514590-001: Fluoride - The reporting limit is elevated due to dilution for high concentrations of non-target analytes - Fluoride.

Metals

EPA 6020B-3015A-T

Run ID: 3563642

The MS recovery was outside of the control limit; however, the result in the parent sample is greater than 4x the spike amount. No qualification is required for this analyte: Ca batch 2259689

The MSD recovery was outside of the control limit; however, the result in the parent sample is greater than 4x the spike amount. No qualification is required for this analyte: Ca batch 2259689

SAMPLE DETECTION SUMMARY

This form includes only detections above the limits as presented.

For a full listing of sample results, continue to the Sample Results section of this Report.

CLIENT ID: SMMS-MW-6-100225			Lab ID: HN2514590-001			
Analyte	**Results**	**Flag**	**MDL**	**MRL**	**Units**	**Method**
Alkalinity as CaCO3	17.4		1.43	2.00	mg/L	SM 2320 B-2021
Barium	0.0146		0.000570	0.00499	mg/L	EPA 6020B
Barium, dissolved	0.0151		0.000570	0.00499	mg/L	EPA 6020B
Boron	0.111		0.0154	0.0200	mg/L	EPA 6020B
Boron, dissolved	0.104		0.0154	0.0200	mg/L	EPA 6020B
Cadmium	0.000164	J	0.000140	0.00199	mg/L	EPA 6020B
Cadmium, dissolved	0.000157	J	0.000140	0.00199	mg/L	EPA 6020B
Calcium	53.9		0.221	0.500	mg/L	EPA 6020B
Calcium, dissolved	53.9		0.221	0.500	mg/L	EPA 6020B
Chloride	56.9		1.24	4.00	mg/L	EPA 9056A
Cobalt	0.00760		0.000270	0.00499	mg/L	EPA 6020B
Cobalt, dissolved	0.00726		0.000270	0.00499	mg/L	EPA 6020B
Residue-filterable (TDS)	347		36.9	50.0	mg/L	SM 2540 C-2020
Sulfate	201		7.60	40.0	mg/L	EPA 9056A

CLIENT ID: SMMS-MW-11D-100225			Lab ID: HN2514590-002			
Analyte	**Results**	**Flag**	**MDL**	**MRL**	**Units**	**Method**
Alkalinity as CaCO3	2.43		1.43	2.00	mg/L	SM 2320 B-2021
Arsenic	0.000710	J	0.000190	0.00499	mg/L	EPA 6020B
Arsenic, dissolved	0.000212	J	0.000190	0.00499	mg/L	EPA 6020B
Barium	0.0154		0.000570	0.00499	mg/L	EPA 6020B
Barium, dissolved	0.0148		0.000570	0.00499	mg/L	EPA 6020B
Beryllium	0.000295	J	0.000130	0.00199	mg/L	EPA 6020B
Beryllium, dissolved	0.000358	J	0.000130	0.00199	mg/L	EPA 6020B
Boron	0.153		0.0154	0.0200	mg/L	EPA 6020B
Boron, dissolved	0.146		0.0154	0.0200	mg/L	EPA 6020B
Cadmium	0.00109	J	0.000140	0.00199	mg/L	EPA 6020B
Cadmium, dissolved	0.00106	J	0.000140	0.00199	mg/L	EPA 6020B
Calcium	71.0		0.221	0.500	mg/L	EPA 6020B
Calcium, dissolved	71.3		0.221	0.500	mg/L	EPA 6020B
Chloride	71.3		1.24	4.00	mg/L	EPA 9056A
Cobalt	0.0372		0.000270	0.00499	mg/L	EPA 6020B
Cobalt, dissolved	0.0354		0.000270	0.00499	mg/L	EPA 6020B
Fluoride	0.565		0.268	0.400	mg/L	EPA 9056A
Lead	0.000516	J	0.000220	0.00499	mg/L	EPA 6020B
Lithium	0.0112		0.00170	0.01000	mg/L	EPA 6020B
Lithium, dissolved	0.0117		0.00170	0.01000	mg/L	EPA 6020B
Residue-filterable (TDS)	490		36.9	50.0	mg/L	SM 2540 C-2020
Sulfate	285		7.60	40.0	mg/L	EPA 9056A

SAMPLE DETECTION SUMMARY

This form includes only detections above the limits as presented.

For a full listing of sample results, continue to the Sample Results section of this Report.

CLIENT ID: SMMS-P-1-100225			Lab ID: HN2514590-003			
Analyte	**Results**	**Flag**	**MDL**	**MRL**	**Units**	**Method**
Alkalinity as CaCO3	11.7		1.43	2.00	mg/L	SM 2320 B-2021
Arsenic	0.00152	J	0.000190	0.00499	mg/L	EPA 6020B
Arsenic, dissolved	0.000662	J	0.000190	0.00499	mg/L	EPA 6020B
Barium	0.0143		0.000570	0.00499	mg/L	EPA 6020B
Barium, dissolved	0.0148		0.000570	0.00499	mg/L	EPA 6020B
Beryllium, dissolved	0.000162	J	0.000130	0.00199	mg/L	EPA 6020B
Boron	0.133		0.0154	0.0200	mg/L	EPA 6020B
Boron, dissolved	0.126		0.0154	0.0200	mg/L	EPA 6020B
Cadmium	0.000403	J	0.000140	0.00199	mg/L	EPA 6020B
Cadmium, dissolved	0.000381	J	0.000140	0.00199	mg/L	EPA 6020B
Calcium	59.9		0.221	0.500	mg/L	EPA 6020B
Calcium, dissolved	61.2		0.221	0.500	mg/L	EPA 6020B
Chloride	60.4		4.96	16.0	mg/L	EPA 9056A
Chromium	0.000624	J	0.000610	0.00499	mg/L	EPA 6020B
Cobalt	0.0299		0.000270	0.00499	mg/L	EPA 6020B
Cobalt, dissolved	0.0147		0.000270	0.00499	mg/L	EPA 6020B
Lead	0.000239	J	0.000220	0.00499	mg/L	EPA 6020B
Lead, dissolved	0.000342	J	0.000220	0.00499	mg/L	EPA 6020B
Lithium	0.00312	J	0.00170	0.01000	mg/L	EPA 6020B
Lithium, dissolved	0.00339	J	0.00170	0.01000	mg/L	EPA 6020B
Residue-filterable (TDS)	430		36.9	50.0	mg/L	SM 2540 C-2020
Selenium	0.00232	J	0.000480	0.00499	mg/L	EPA 6020B
Sulfate	209	S	3.04	16.0	mg/L	EPA 9056A
Thallium, dissolved	0.000152	J	0.000150	0.00499	mg/L	EPA 6020B

CLIENT ID: SMMS-FB-02-100225			Lab ID: HN2514590-004			
Analyte	**Results**	**Flag**	**MDL**	**MRL**	**Units**	**Method**
Chloride	0.311	J	0.310	1.00	mg/L	EPA 9056A
Lead	0.000221	J	0.000220	0.00499	mg/L	EPA 6020B
Lead, dissolved	0.000294	J	0.000220	0.00499	mg/L	EPA 6020B
Sulfate	0.444	J	0.190	1.00	mg/L	EPA 9056A

CLIENT ID: SMMS-MW-11S-100225			Lab ID: HN2514590-005			
Analyte	**Results**	**Flag**	**MDL**	**MRL**	**Units**	**Method**
Alkalinity as CaCO3	192		1.43	2.00	mg/L	SM 2320 B-2021
Arsenic	0.00866		0.000190	0.00499	mg/L	EPA 6020B
Arsenic, dissolved	0.00812		0.000190	0.00499	mg/L	EPA 6020B
Barium	0.0281		0.000570	0.00499	mg/L	EPA 6020B
Barium, dissolved	0.0277		0.000570	0.00499	mg/L	EPA 6020B
Boron	0.150		0.0154	0.0200	mg/L	EPA 6020B
Boron, dissolved	0.142		0.0154	0.0200	mg/L	EPA 6020B

SAMPLE DETECTION SUMMARY

This form includes only detections above the limits as presented.

For a full listing of sample results, continue to the Sample Results section of this Report.

CLIENT ID: SMMS-MW-11S-100225 — **Lab ID: HN2514590-005**

Analyte	Results	Flag	MDL	MRL	Units	Method
Calcium	150		0.221	0.500	mg/L	EPA 6020B
Calcium, dissolved	151		0.221	0.500	mg/L	EPA 6020B
Chloride	71.6		4.96	16.0	mg/L	EPA 9056A
Cobalt	0.00841		0.000270	0.00499	mg/L	EPA 6020B
Cobalt, dissolved	0.00810		0.000270	0.00499	mg/L	EPA 6020B
Lithium	0.0106		0.00170	0.01000	mg/L	EPA 6020B
Lithium, dissolved	0.0112		0.00170	0.01000	mg/L	EPA 6020B
Molybdenum	0.000492	J	0.000330	0.00499	mg/L	EPA 6020B
Molybdenum, dissolved	0.000414	J	0.000330	0.00499	mg/L	EPA 6020B
Residue-filterable (TDS)	700		36.9	50.0	mg/L	SM 2540 C-2020
Sulfate	281		3.04	16.0	mg/L	EPA 9056A

CLIENT ID: SMMS-MW-13BR-100225 — **Lab ID: HN2514590-006**

Analyte	Results	Flag	MDL	MRL	Units	Method
Alkalinity as CaCO3	271		1.43	2.00	mg/L	SM 2320 B-2021
Arsenic	0.00339	J	0.000190	0.00499	mg/L	EPA 6020B
Arsenic, dissolved	0.00332	J	0.000190	0.00499	mg/L	EPA 6020B
Barium	0.0596		0.000570	0.00499	mg/L	EPA 6020B
Barium, dissolved	0.0602		0.000570	0.00499	mg/L	EPA 6020B
Boron	0.234		0.0154	0.0200	mg/L	EPA 6020B
Boron, dissolved	0.225		0.0154	0.0200	mg/L	EPA 6020B
Calcium	3.48		0.221	0.500	mg/L	EPA 6020B
Calcium, dissolved	3.47		0.221	0.500	mg/L	EPA 6020B
Chloride	46.7		4.96	16.0	mg/L	EPA 9056A
Chromium	0.00200	J	0.000610	0.00499	mg/L	EPA 6020B
Fluoride	1.56		0.0670	0.100	mg/L	EPA 9056A
Lithium	0.00460	J	0.00170	0.01000	mg/L	EPA 6020B
Lithium, dissolved	0.00520	J	0.00170	0.01000	mg/L	EPA 6020B
Molybdenum	0.00300	J	0.000330	0.00499	mg/L	EPA 6020B
Molybdenum, dissolved	0.00311	J	0.000330	0.00499	mg/L	EPA 6020B
Residue-filterable (TDS)	370		36.9	50.0	mg/L	SM 2540 C-2020
Sulfate	1.50		0.190	1.00	mg/L	EPA 9056A

CLIENT ID: SMMS-MW-14S-100225 — **Lab ID: HN2514590-007**

Analyte	Results	Flag	MDL	MRL	Units	Method
Alkalinity as CaCO3	125		1.43	2.00	mg/L	SM 2320 B-2021
Arsenic	0.000668	J	0.000190	0.00499	mg/L	EPA 6020B
Barium	0.0418		0.000570	0.00499	mg/L	EPA 6020B
Barium, dissolved	0.0401		0.000570	0.00499	mg/L	EPA 6020B
Boron	0.0760		0.0154	0.0200	mg/L	EPA 6020B
Boron, dissolved	0.0643		0.0154	0.0200	mg/L	EPA 6020B

SAMPLE DETECTION SUMMARY

This form includes only detections above the limits as presented.

For a full listing of sample results, continue to the Sample Results section of this Report.

CLIENT ID: SMMS-MW-14S-100225 — **Lab ID: HN2514590-007**

Analyte	Results	Flag	MDL	MRL	Units	Method
Calcium	69.9		0.221	0.500	mg/L	EPA 6020B
Calcium, dissolved	68.6		0.221	0.500	mg/L	EPA 6020B
Chloride	52.5		4.96	16.0	mg/L	EPA 9056A
Chromium, dissolved	0.000620	J	0.000610	0.00499	mg/L	EPA 6020B
Cobalt	0.000490	J	0.000270	0.00499	mg/L	EPA 6020B
Cobalt, dissolved	0.000407	J	0.000270	0.00499	mg/L	EPA 6020B
Lead	0.000350	J	0.000220	0.00499	mg/L	EPA 6020B
Lithium	0.00318	J	0.00170	0.01000	mg/L	EPA 6020B
Lithium, dissolved	0.00367	J	0.00170	0.01000	mg/L	EPA 6020B
Molybdenum	0.000343	J	0.000330	0.00499	mg/L	EPA 6020B
Molybdenum, dissolved	0.000367	J	0.000330	0.00499	mg/L	EPA 6020B
Residue-filterable (TDS)	353		36.9	50.0	mg/L	SM 2540 C-2020
Sulfate	112		3.04	16.0	mg/L	EPA 9056A

CLIENT ID: SMMS-FB-01-100225 — **Lab ID: HN2514590-008**

Analyte	Results	Flag	MDL	MRL	Units	Method
Sulfate	0.472	J	0.190	1.00	mg/L	EPA 9056A

CLIENT ID: SMMS-MW-16-100225 — **Lab ID: HN2514590-009**

Analyte	Results	Flag	MDL	MRL	Units	Method
Alkalinity as CaCO3	109		1.43	2.00	mg/L	SM 2320 B-2021
Arsenic	0.0221		0.000190	0.00499	mg/L	EPA 6020B
Arsenic, dissolved	0.0220		0.000190	0.00499	mg/L	EPA 6020B
Barium	0.0421		0.000570	0.00499	mg/L	EPA 6020B
Barium, dissolved	0.0454		0.000570	0.00499	mg/L	EPA 6020B
Boron	0.125		0.0154	0.0200	mg/L	EPA 6020B
Boron, dissolved	0.112		0.0154	0.0200	mg/L	EPA 6020B
Calcium	175		0.221	0.500	mg/L	EPA 6020B
Calcium, dissolved	186		0.221	0.500	mg/L	EPA 6020B
Chloride	15.4	J	4.96	16.0	mg/L	EPA 9056A
Cobalt, dissolved	0.000272	J	0.000270	0.00499	mg/L	EPA 6020B
Lithium	0.0136		0.00170	0.01000	mg/L	EPA 6020B
Lithium, dissolved	0.0151		0.00170	0.01000	mg/L	EPA 6020B
Molybdenum	0.00255	J	0.000330	0.00499	mg/L	EPA 6020B
Molybdenum, dissolved	0.00256	J	0.000330	0.00499	mg/L	EPA 6020B
Residue-filterable (TDS)	867		36.9	50.0	mg/L	SM 2540 C-2020
Sulfate	953		30.4	160	mg/L	EPA 9056A

CLIENT ID: SMMS-MW-13S-100225 — **Lab ID: HN2514590-010**

Analyte	Results	Flag	MDL	MRL	Units	Method
Alkalinity as CaCO3	160		1.43	2.00	mg/L	SM 2320 B-2021
Arsenic	0.0530		0.000190	0.00499	mg/L	EPA 6020B

SAMPLE DETECTION SUMMARY

This form includes only detections above the limits as presented.

For a full listing of sample results, continue to the Sample Results section of this Report.

CLIENT ID: SMMS-MW-13S-100225			Lab ID: HN2514590-010			
Analyte	**Results**	**Flag**	**MDL**	**MRL**	**Units**	**Method**
Arsenic, dissolved	0.0508		0.000190	0.00499	mg/L	EPA 6020B
Barium	0.147		0.000570	0.00499	mg/L	EPA 6020B
Barium, dissolved	0.151		0.000570	0.00499	mg/L	EPA 6020B
Boron	0.134		0.0154	0.0200	mg/L	EPA 6020B
Boron, dissolved	0.117		0.0154	0.0200	mg/L	EPA 6020B
Cadmium	0.00176	J	0.000140	0.00199	mg/L	EPA 6020B
Calcium	126		0.221	0.500	mg/L	EPA 6020B
Calcium, dissolved	135		0.221	0.500	mg/L	EPA 6020B
Chloride	73.9		4.96	16.0	mg/L	EPA 9056A
Chromium	0.000815	J	0.000610	0.00499	mg/L	EPA 6020B
Cobalt	0.00388	J	0.000270	0.00499	mg/L	EPA 6020B
Cobalt, dissolved	0.00346	J	0.000270	0.00499	mg/L	EPA 6020B
Lead	0.000586	J	0.000220	0.00499	mg/L	EPA 6020B
Lithium	0.00767	J	0.00170	0.01000	mg/L	EPA 6020B
Lithium, dissolved	0.00799	J	0.00170	0.01000	mg/L	EPA 6020B
Molybdenum	0.00328	J	0.000330	0.00499	mg/L	EPA 6020B
Molybdenum, dissolved	0.00319	J	0.000330	0.00499	mg/L	EPA 6020B
Residue-filterable (TDS)	663		36.9	50.0	mg/L	SM 2540 C-2020
Sulfate	278		3.04	16.0	mg/L	EPA 9056A

CLIENT ID: SMMS-MW-10D-100225			Lab ID: HN2514590-011			
Analyte	**Results**	**Flag**	**MDL**	**MRL**	**Units**	**Method**
Alkalinity as CaCO3	174		1.43	2.00	mg/L	SM 2320 B-2021
Arsenic	0.00282	J	0.000190	0.00499	mg/L	EPA 6020B
Arsenic, dissolved	0.00266	J	0.000190	0.00499	mg/L	EPA 6020B
Barium	4.18		0.00570	0.0499	mg/L	EPA 6020B
Barium, dissolved	4.04		0.00570	0.0499	mg/L	EPA 6020B
Boron	0.234		0.154	0.200	mg/L	EPA 6020B
Boron, dissolved	0.179		0.0154	0.0200	mg/L	EPA 6020B
Calcium	182		0.221	0.500	mg/L	EPA 6020B
Calcium, dissolved	193		0.221	0.500	mg/L	EPA 6020B
Chloride	2490		49.6	160	mg/L	EPA 9056A
Chromium	0.00116	J	0.000610	0.00499	mg/L	EPA 6020B
Lithium	0.0232		0.00170	0.01000	mg/L	EPA 6020B
Lithium, dissolved	0.0254		0.00170	0.01000	mg/L	EPA 6020B
Molybdenum	0.00126	J	0.000330	0.00499	mg/L	EPA 6020B
Molybdenum, dissolved	0.00123	J	0.000330	0.00499	mg/L	EPA 6020B
Residue-filterable (TDS)	3080		221	300	mg/L	SM 2540 C-2020
Sulfate	9.09	J	3.04	16.0	mg/L	EPA 9056A

SAMPLE DETECTION SUMMARY

This form includes only detections above the limits as presented.

For a full listing of sample results, continue to the Sample Results section of this Report.

CLIENT ID: SMMS-M-99B-100225			Lab ID: HN2514590-012			
Analyte	**Results**	**Flag**	**MDL**	**MRL**	**Units**	**Method**
Alkalinity as CaCO3	111		1.43	2.00	mg/L	SM 2320 B-2021
Arsenic	0.0211		0.000190	0.00499	mg/L	EPA 6020B
Arsenic, dissolved	0.0223		0.000190	0.00499	mg/L	EPA 6020B
Barium	0.0434		0.000570	0.00499	mg/L	EPA 6020B
Barium, dissolved	0.0447		0.000570	0.00499	mg/L	EPA 6020B
Boron	0.122		0.0154	0.0200	mg/L	EPA 6020B
Boron, dissolved	0.109		0.0154	0.0200	mg/L	EPA 6020B
Calcium	174		0.221	0.500	mg/L	EPA 6020B
Calcium, dissolved	184		0.221	0.500	mg/L	EPA 6020B
Chloride	15.1	J	4.96	16.0	mg/L	EPA 9056A
Lithium	0.0135		0.00170	0.01000	mg/L	EPA 6020B
Lithium, dissolved	0.0149		0.00170	0.01000	mg/L	EPA 6020B
Molybdenum	0.00249	J	0.000330	0.00499	mg/L	EPA 6020B
Molybdenum, dissolved	0.00258	J	0.000330	0.00499	mg/L	EPA 6020B
Residue-filterable (TDS)	867		36.9	50.0	mg/L	SM 2540 C-2020
Sulfate	635		30.4	160	mg/L	EPA 9056A

SAMPLE SUMMARY

Client: Field & Technical Services, LLC
Project: 341-963 Sammis
Workorder: HN2514590

Laboratory Sample ID	Client Sample ID	Sample Matrix	Collection Date	Date Received
HN2514590-001	SMMS-MW-6-100225	GROUNDWATER	10/02/25 09:10	10/03/25 10:00
HN2514590-002	SMMS-MW-11D-100225	GROUNDWATER	10/02/25 11:20	10/03/25 10:00
HN2514590-003	SMMS-P-1-100225	GROUNDWATER	10/02/25 10:05	10/03/25 10:00
HN2514590-004	SMMS-FB-02-100225	GROUNDWATER	10/02/25 10:10	10/03/25 10:00
HN2514590-005	SMMS-MW-11S-100225	GROUNDWATER	10/02/25 12:24	10/03/25 10:00
HN2514590-006	SMMS-MW-13BR-100225	GROUNDWATER	10/02/25 14:12	10/03/25 10:00
HN2514590-007	SMMS-MW-14S-100225	GROUNDWATER	10/02/25 09:05	10/03/25 10:00
HN2514590-008	SMMS-FB-01-100225	GROUNDWATER	10/02/25 09:13	10/03/25 10:00
HN2514590-009	SMMS-MW-16-100225	GROUNDWATER	10/02/25 10:08	10/03/25 10:00
HN2514590-010	SMMS-MW-13S-100225	GROUNDWATER	10/02/25 13:20	10/03/25 10:00
HN2514590-011	SMMS-MW-10D-100225	GROUNDWATER	10/02/25 14:26	10/03/25 10:00
HN2514590-012	SMMS-M-99B-100225	GROUNDWATER	10/02/25 09:30	10/03/25 10:00

Simi Valley, CA +1 805 526 7161
Kelso, WA +1 360 577 7222
Cincinnati, OH +1 513 733 5336
Everett, WA +1 425 356 2600
Fort Collins, CO +1 970 490 1511
Holland, MI +1 616 399 6070
Houston, TX +1 281 530 5656
Middletown, PA +1 717 944 5541
Valparaiso, IN +1 219 299 8127
Salt Lake City, UT +1 801 266 7700
South Charleston, WV +1 304 356 3168
Rochester, NY +1 585 288 5380

Chain of Custody Form

COC ID: 077343

ALS Project Manager: Jodi Brown

ALS Work Order #:

Customer Information		Project Information		Parameter/Method Request for Analysis	
Purchase Order		Project Name	Summis Environmental Services	A	6020B - 7470A - Total metals
Quote #		Project Number	CEC 25000-02	B	6020B - 7470A - Dissolved metals
Company Name	FTS	Bill To Company	CEC	C	2320B - 9056A - 2540C
Send Report To	Angela Gatchie	Invoice Attn	Robert Eaton	D	903 - 904 - Radium 226 & 228
Address	200 3rd Avenue	Address	700 Cherrington Pkwy	E	
				F	10/2/25
City/State/Zip	Carnegie, PA 15106	City/State/Zip	Moon Twp, PA 15108	G	SC
Phone	412-428-9411	Phone	412-249-2378	H	
Fax		Fax		I	
e-Mail Address	agatchie@f-ts.com	e-Mail Address		J	

Environmental Division Holland
Work Order Reference
HN2514590

Telephone : +1 616 399 6070

No.	Sample Description	Date	Time	Matrix	Pres.	# Bottles	A	B	C	D	E	F
1	SMMS-MW-6-100225	10/2/25	0910	GW	2	5	1	1	1	2		
2	SMMS-MW-11D-100225	10/2/25	1120	GW	2	5	1	1	1	2		
3	SMMS-P-1-100225	10/2/25	1005	GW	2	5	1	1	1	2		
4	SMMS-FB-02-100225	10/2/25	1010	GW	2	5	1	1	1	2		
5	SMMS-MW-11S-100225	10/2/25	1224	GW	2	5	1	1	1	2		
6	SMMS-MW-13BR-100225	10/2/25	1412	GW	2	5	1	1	1	2		
7	SMMS-MW-14S-100225	10/2/25	0905	GW	2	5	1	1	1	2		
8	SMMS-FB-01-100225	10/2/25	0913	GW	2	5	1	1	1	2		
9	SMMS-MW-16-100225	10/2/25	1008	GW	2	5	1	1	1	2		
10	SMMS-MW-13S-100225	10/2/25	1320	GW	2	5	1	1	1	2		

10/2/25 SC

Sampler(s) Please Print & Sign: Sydney Calhoun, Josh Furman

Shipment Method:

Turnaround Time in Business Days (BD): ☐ 10 BD ☐ 5 BD ☐ 3 BD ☐ 2 BD ☐ 1 BD ☒ Other: STD

Results Due Date:

Relinquished by:	Date:	Time:	Received by:	Date:	Time:
Josh Furman	10-2-25	1620	C Mamett ALS	10-2-25	1620
C Mamett ALS	10-2-25	1640	Pedro to Brittany H	10/3/25	1000
Logged by (Laboratory): BH	10/3/25	1503	Checked by (Laboratory):		

Notes:

Cooler ID	Cooler Temp.
1R7	2.5c

QC Package: (Check One Box Below)
☐ Level II Std QC ☐ TRRP Checklist
☐ Level III Std QC/Raw Date ☐ TRRP Level IV
☐ Level IV SW846/CLP
☐ Other

Preservative Key: 1-HCl 2-HNO_3 3-H_2SO_4 4-NaOH 5-$Na_2S_2O_3$ 6-$NaHSO_4$ 7-Other 8-4°C 9-5035

Note: 1. Any changes must be made in writing once samples and COC Form have been submitted to ALS Environmental.
2. Unless otherwise agreed in a formal contract, services provided by ALS Environmental are expressly limited to the terms and conditions stated on the reverse.
3. The Chain of Custody is a legal document. All information must be completed accurately.

Copyright 2022 by ALS Environmental
ALS-COC-2022-R00

Simi Valley, CA +1 805 526 7161 | Cincinnati, OH +1 513 733 5336 | Fort Collins, CO +1 970 490 1511 | Houston, TX +1 281 530 5656 | Valparaiso, IN +1 219 299 8127 | South Charleston, WV +1 304 356 3168
Kelso, WA +1 360 577 7222 | Everett, WA +1 425 356 2600 | Holland, MI +1 616 399 6070 | Middletown, PA +1 717 944 5541 | Salt Lake City, UT +1 801 266 7700 | Rochester, NY +1 585 288 5380

Chain of Custody Form

Page 2 of 2

COC ID: 077387

ALS Project Manager: | ALS Work Order #:

Customer Information		Project Information		Parameter/Method Request for Analysis	
Purchase Order		Project Name	Sammis Environmental Services	A	6020B_7470B - Total Metals
Quote #		Project Number	CEC25000-02	B	6020B_7470B - Dissolved Metals
Company Name	FTS	Bill To Company	CEC	C	2320B_9056A - 2540C
Send Report To	Angela Gatchie	Invoice Attn	Robert Eaton	D	903_904 - Radium 226 & 228
Address	200 3rd Avenue	Address	700 Cherrington Pwky	E	
				F	
City/State/Zip	Carnegie, PA 15106	City/State/Zip	Moon Twp, PA 15108	G	
Phone	412-428-9411	Phone	412-249-2378	H	
Fax		Fax		I	
e-Mail Address	agatchie@f-ts.com	e-Mail Address		J	

10/2/25 SC

No.	Sample Description	Date	Time	Matrix	Pres.	# Bottles	A	B	C	D	E	F	G	H	I	J	Hold
1	SMMS-MW-10D-100225	10/2/25	1426	GW	2	5	1	1	1	2							
2	SMMS-M-99B-100225	10/2/25	0930	GW	2	5	1	1	1	2							
3																	
4																	
5																	
6																	
7																	
8																	
9																	
10																	

10/2/25 SC

Sampler(s) Please Print & Sign: Josh Furman [signature]

Shipment Method:

Turnaround Time in Business Days (BD): ☐ 10 BD ☐ 5 BD ☐ 3 BD ☐ 2 BD ☐ 1 BD ☒ Other: STD

Results Due Date:

Relinquished by:	Date:	Time:	Received by:
Josh Furman	10-2-25	1620	Manett ALS 10-2-25 1620
Manett ALS	10-2-25	1640	Received by (Laboratory): Fedex to Brittey H 10/3/25 1000
Logged by (Laboratory): BH	10/3/25	1503	Checked by (Laboratory):

Notes:

Cooler ID	Cooler Temp.
1R7	2.5c

QC Package: (Check One Box Below)
☐ Level II Std QC ☐ TRRP Checklist
☐ Level III Std QC/Raw Date ☐ TRRP Level IV
☐ Level IV SW846/CLP
☐ Other _____

Preservative Key: 1-HCl 2-HNO_3 3-H_2SO_4 4-NaOH 5-$Na_2S_2O_3$ 6-$NaHSO_4$ 7-Other 8-4°C 9-5035

Note: 1. Any changes must be made in writing once samples and COC Form have been submitted to ALS Environmental.
2. Unless otherwise agreed in a formal contract, services provided by ALS Environmental are expressly limited to the terms and conditions stated on the reverse.
3. The Chain of Custody is a legal document. All information must be completed accurately.

Copyright 2022 by ALS Environmental
ALS-COC-2022-R00

ALS Holland Sample Receiving Checklist

Received by:	Brittany H
Date/Time:	10/3/25 1000
Carrier Name:	FedEX
Shipping container/cooler in good condition?	Yes / No / Not Present
Custody seals intact on shipping container/cooler?	Yes / No / ~~Not Present~~
Custody seals intact on sample bottles?	Yes / No / ~~Not Present~~
Chain of Custody present?	Yes / No
COC signed when relinquished and received?	Yes / No
COC agrees with sample labels?	Yes / No
Samples in proper container/bottle?	Yes / No
Sample containers intact?	Yes / No
Sufficient sample volume for indicated test?	Yes / No
All samples received within holding time?	Yes / No
Container/Temp Blank temperature in compliance?	Yes / No
Temperature(s) (°C):	2.5|2.5c
Thermometer(s):	IR7
Sample(s) received on ice?	Yes / No
Matrix/Matrices:	water
Cooler(s)/Kit(s):	3
Date/Time sample(s) sent to storage:	10/3/25 1503
Water – VOA vials have zero headspace?	Yes / No / No Vials
Water – pH acceptable upon receipt?	Yes / No / N/A
pH strip lot #: 43	< 2 ✓ > 12 _____ Other _____
pH adjusted (note adjustments below)?	Yes / No / N/A
pH adjusted by:	_____

Login Notes:

REPORT QUALIFIERS AND DEFINITIONS

*	Value exceeds Regulatory Limit (if MCL displayed)
a	Analyte is non-accredited
B	Analyte detected in the associated Method Blank above the Reporting Limit
E	Value above quantitation range
H	Analyzed outside of Holding Time
J	Analyte is present at an estimated concentration between the MDL and Report Limit
NC	Not Calculated
ND	Not Detected at the Reporting Limit
O	Sample amount is > 4 times amount spiked
P	Dual Column results percent difference > 40%
R	RPD above laboratory control limit
S	Spike Recovery outside laboratory control limits
U	Analyzed but not detected above the MDL
V	The Continuing Calibration Verification was outside of control criteria
X	Analyte was detected in the Method Blank between the MDL and Reporting Limit, sample results may exhibit background or reagent contamination at the observed level.

Holland Laboratory Certifications[1]

Agency	Type	ID	Issued	Expires
Alabama	Drinking Water (Secondary)	42500	12/17/2024	12/31/2025
Colorado	UST		07/01/2025	06/30/2026
Connecticut	Drinking Water (Secondary)	PH-0155	12/10/2024	12/31/2026
Florida	NELAP (Primary)	E871106	07/01/2025	06/30/2026
Illinois	NELAP (Secondary)	200076	11/14/2024	12/31/2025
Indiana	Drinking Water (Secondary)	C-MI-08	12/31/2024	09/04/2026
Iowa	State Specific	403	09/18/2023	09/01/2025
Kansas	NELAP (Secondary)	E-10411	07/09/2024	07/31/2025
Kentucky	Waste Water	KY98004	12/20/2024	12/31/2025
Kentucky	UST	120474	06/24/2024	06/30/2025
Michigan	Drinking Water (Primary)	0022	12/19/2023	09/04/2026
Minnesota	NELAP (Secondary)	026-999-449	12/17/2024	12/31/2025
Missouri	Drinking Water (Secondary)	01262	11/14/2024	12/30/2027
New Jersey	NELAP (Secondary)	MI015	07/01/2024	6/30/2025
New York	NELAP (Secondary)	12128	04/01/2025	04/01/2026
North Dakota	State Specific	R-192	11/18/2024	06/30/2025
Ohio	Drinking Water (Secondary)	87783	06/26/2025	6/30/2026
Pennsylvania	NELAP (Secondary)	68-03827	06/14/2024	07/31/2025
Texas	NELAP (Secondary)	T104704494	02/12/2025	01/31/2026
USDA	Domestic CA	Soil-MI-007	02/06/2025	08/07/2026
USDA	Soil Import	525-23-62-77572	03/03/2023	03/03/2026
West Virginia	State Specific	355	06/07/2025	08/31/2026
Wisconsin	State Specific	399084510	08/15/2024	08/31/2025

1 - Scope available upon request

ANALYST SUMMARY

Client: Field & Technical Services, LLC
Project: 341-963 Sammis
Work Order: HN2514590

Sample Name: SMMS-MW-6-100225
Laboratory Code: HN2514590-001
Sample Matrix: GROUNDWATER
Date Collected: 10/02/25
Date Received: 10/03/25

Analysis Method	Preparation Method	Container ID	Preparation Lot	Prepared By	Analysis Lot	Analyzed By
EPA 6020B	EPA 3015A	001-AD	2257285	Denise Coffey	3563617	Hunter Johnson
EPA 6020B	EPA 3015A	001-AE	2257283	Denise Coffey	3563636	Stephanie Pierson
EPA 6020B	EPA 3015A	001-AE	2257283	Denise Coffey	3566936	Stephanie Pierson
EPA 7470A	Method	001-AD	2259921	Maxx Richey	3563848	Maxx Richey
EPA 7470A	Method	001-AE	2259927	Maxx Richey	3563849	Maxx Richey
EPA 9056A	Method	001-AC	2262510	Sage Hansen	3570255	Sage Hansen
EPA 9056A	Method	001-AC	2265486	Sage Hansen	3574080	Sage Hansen
SM 2320 B-2021	SM 2320 B-2021	001-AC	2260129	Kelsey Beaudette	3562755	Kelsey Beaudette
SM 2540 C-2020	SM 2540 C-2015	001-AC	2257657	Jenna Vargo	3567607	Karen Hernandez

Sample Name: SMMS-MW-11D-100225
Laboratory Code: HN2514590-002
Sample Matrix: GROUNDWATER
Date Collected: 10/02/25
Date Received: 10/03/25

Analysis Method	Preparation Method	Container ID	Preparation Lot	Prepared By	Analysis Lot	Analyzed By
EPA 6020B	EPA 3015A	002-AE	2257283	Denise Coffey	3563636	Stephanie Pierson
EPA 6020B	EPA 3015A	002-AD	2257285	Denise Coffey	3563617	Hunter Johnson
EPA 6020B	EPA 3015A	002-AE	2257283	Denise Coffey	3566936	Stephanie Pierson
EPA 7470A	Method	002-AD	2259921	Maxx Richey	3563848	Maxx Richey
EPA 7470A	Method	002-AE	2259927	Maxx Richey	3563849	Maxx Richey
EPA 9056A	Method	002-AC	2265486	Sage Hansen	3574080	Sage Hansen
EPA 9056A	Method	002-AC	2262510	Sage Hansen	3570255	Sage Hansen
SM 2320 B-2021	SM 2320 B-2021	002-AC	2260129	Kelsey Beaudette	3562755	Kelsey Beaudette
SM 2540 C-2020	SM 2540 C-2015	002-AC	2257657	Jenna Vargo	3567607	Karen Hernandez

Sample Name: SMMS-P-1-100225
Laboratory Code: HN2514590-003
Sample Matrix: GROUNDWATER
Date Collected: 10/02/25
Date Received: 10/03/25

Analysis Method	Preparation Method	Container ID	Preparation Lot	Prepared By	Analysis Lot	Analyzed By
EPA 6020B	EPA 3015A	003-AE	2257283	Denise Coffey	3563636	Stephanie Pierson

ANALYST SUMMARY

Client: Field & Technical Services, LLC
Project: 341-963 Sammis
Work Order: HN2514590

Sample Name: SMMS-P-1-100225
Laboratory Code: HN2514590-003
Sample Matrix: GROUNDWATER
Date Collected: 10/02/25
Date Received: 10/03/25

Analysis Method	Preparation Method	Container ID	Preparation Lot	Prepared By	Analysis Lot	Analyzed By
EPA 6020B	EPA 3015A	003-AD	2257285	Denise Coffey	3563617	Hunter Johnson
EPA 6020B	EPA 3015A	003-AE	2257283	Denise Coffey	3566936	Stephanie Pierson
EPA 7470A	Method	003-AD	2259921	Maxx Richey	3563848	Maxx Richey
EPA 7470A	Method	003-AE	2259927	Maxx Richey	3563849	Maxx Richey
EPA 9056A	Method	003-AC	2270769	Sage Hansen	3584059	Sage Hansen
EPA 9056A	Method	003-AC	2268045	Sage Hansen	3578165	Sage Hansen
SM 2320 B-2021	SM 2320 B-2021	003-AC	2260129	Kelsey Beaudette	3562755	Kelsey Beaudette
SM 2540 C-2020	SM 2540 C-2015	003-AC	2257657	Jenna Vargo	3567607	Karen Hernandez

Sample Name: SMMS-FB-02-100225
Laboratory Code: HN2514590-004
Sample Matrix: GROUNDWATER
Date Collected: 10/02/25
Date Received: 10/03/25

Analysis Method	Preparation Method	Container ID	Preparation Lot	Prepared By	Analysis Lot	Analyzed By
EPA 6020B	EPA 3015A	004-AE	2257283	Denise Coffey	3563636	Stephanie Pierson
EPA 6020B	EPA 3015A	004-AD	2257285	Denise Coffey	3563617	Hunter Johnson
EPA 6020B	EPA 3015A	004-AE	2257283	Denise Coffey	3566936	Stephanie Pierson
EPA 7470A	Method	004-AD	2259921	Maxx Richey	3563848	Maxx Richey
EPA 7470A	Method	004-AE	2259927	Maxx Richey	3563849	Maxx Richey
EPA 9056A	Method	004-AC	2270769	Sage Hansen	3584059	Sage Hansen
EPA 9056A	Method	004-AC	2268045	Sage Hansen	3578165	Sage Hansen
SM 2320 B-2021	SM 2320 B-2021	004-AC	2260129	Kelsey Beaudette	3562755	Kelsey Beaudette
SM 2540 C-2020	SM 2540 C-2015	004-AC	2257657	Jenna Vargo	3567607	Karen Hernandez

Sample Name: SMMS-MW-11S-100225
Laboratory Code: HN2514590-005
Sample Matrix: GROUNDWATER
Date Collected: 10/02/25
Date Received: 10/03/25

Analysis Method	Preparation Method	Container ID	Preparation Lot	Prepared By	Analysis Lot	Analyzed By
EPA 6020B	EPA 3015A	005-AD	2257285	Denise Coffey	3563617	Hunter Johnson
EPA 6020B	EPA 3015A	005-AE	2257283	Denise Coffey	3563636	Stephanie Pierson

ANALYST SUMMARY

Client: Field & Technical Services, LLC
Project: 341-963 Sammis
Work Order: HN2514590

Sample Name: SMMS-MW-11S-100225
Laboratory Code: HN2514590-005
Sample Matrix: GROUNDWATER
Date Collected: 10/02/25
Date Received: 10/03/25

Analysis Method	Preparation Method	Container ID	Preparation Lot	Prepared By	Analysis Lot	Analyzed By
EPA 6020B	EPA 3015A	005-AE	2257283	Denise Coffey	3566936	Stephanie Pierson
EPA 7470A	Method	005-AD	2259921	Maxx Richey	3563848	Maxx Richey
EPA 7470A	Method	005-AE	2259927	Maxx Richey	3563849	Maxx Richey
EPA 9056A	Method	005-AC	2268045	Sage Hansen	3578165	Sage Hansen
EPA 9056A	Method	005-AC	2270769	Sage Hansen	3584059	Sage Hansen
SM 2320 B-2021	SM 2320 B-2021	005-AC	2260129	Kelsey Beaudette	3562755	Kelsey Beaudette
SM 2540 C-2020	SM 2540 C-2015	005-AC	2257657	Jenna Vargo	3567607	Karen Hernandez

Sample Name: SMMS-MW-13BR-100225
Laboratory Code: HN2514590-006
Sample Matrix: GROUNDWATER
Date Collected: 10/02/25
Date Received: 10/03/25

Analysis Method	Preparation Method	Container ID	Preparation Lot	Prepared By	Analysis Lot	Analyzed By
EPA 6020B	EPA 3015A	006-AD	2257285	Denise Coffey	3563617	Hunter Johnson
EPA 6020B	EPA 3015A	006-AE	2257283	Denise Coffey	3563636	Stephanie Pierson
EPA 6020B	EPA 3015A	006-AE	2257283	Denise Coffey	3566936	Stephanie Pierson
EPA 7470A	Method	006-AD	2259921	Maxx Richey	3563848	Maxx Richey
EPA 7470A	Method	006-AE	2259927	Maxx Richey	3563849	Maxx Richey
EPA 9056A	Method	006-AC	2268045	Sage Hansen	3578165	Sage Hansen
EPA 9056A	Method	006-AC	2270769	Sage Hansen	3584059	Sage Hansen
SM 2320 B-2021	SM 2320 B-2021	006-AC	2260129	Kelsey Beaudette	3562755	Kelsey Beaudette
SM 2540 C-2020	SM 2540 C-2015	006-AC	2257657	Jenna Vargo	3567607	Karen Hernandez

Sample Name: SMMS-MW-14S-100225
Laboratory Code: HN2514590-007
Sample Matrix: GROUNDWATER
Date Collected: 10/02/25
Date Received: 10/03/25

Analysis Method	Preparation Method	Container ID	Preparation Lot	Prepared By	Analysis Lot	Analyzed By
EPA 6020B	EPA 3015A	007-AD	2257285	Denise Coffey	3563617	Hunter Johnson
EPA 6020B	EPA 3015A	007-AE	2257283	Denise Coffey	3563636	Stephanie Pierson
EPA 6020B	EPA 3015A	007-AE	2257283	Denise Coffey	3566936	Stephanie Pierson

ANALYST SUMMARY

Client: Field & Technical Services, LLC
Project: 341-963 Sammis
Work Order: HN2514590

Sample Name: SMMS-MW-14S-100225
Laboratory Code: HN2514590-007
Sample Matrix: GROUNDWATER
Date Collected: 10/02/25
Date Received: 10/03/25

Analysis Method	Preparation Method	Container ID	Preparation Lot	Prepared By	Analysis Lot	Analyzed By
EPA 7470A	Method	007-AD	2259921	Maxx Richey	3563848	Maxx Richey
EPA 7470A	Method	007-AE	2259927	Maxx Richey	3563849	Maxx Richey
EPA 9056A	Method	007-AC	2274646	Sage Hansen	3588896	Sage Hansen
EPA 9056A	Method	007-AC	2268045	Sage Hansen	3578165	Sage Hansen
EPA 9056A	Method	007-AC	2270769	Sage Hansen	3584059	Sage Hansen
SM 2320 B-2021	SM 2320 B-2021	007-AC	2260129	Kelsey Beaudette	3562755	Kelsey Beaudette
SM 2540 C-2020	SM 2540 C-2015	007-AC	2257657	Jenna Vargo	3567607	Karen Hernandez

Sample Name: SMMS-FB-01-100225
Laboratory Code: HN2514590-008
Sample Matrix: GROUNDWATER
Date Collected: 10/02/25
Date Received: 10/03/25

Analysis Method	Preparation Method	Container ID	Preparation Lot	Prepared By	Analysis Lot	Analyzed By
EPA 6020B	EPA 3015A	008-AD	2257285	Denise Coffey	3563617	Hunter Johnson
EPA 6020B	EPA 3015A	008-AE	2257283	Denise Coffey	3563636	Stephanie Pierson
EPA 6020B	EPA 3015A	008-AE	2257283	Denise Coffey	3566936	Stephanie Pierson
EPA 7470A	Method	008-AD	2259921	Maxx Richey	3563848	Maxx Richey
EPA 7470A	Method	008-AE	2259927	Maxx Richey	3563849	Maxx Richey
EPA 9056A	Method	008-AC	2268045	Sage Hansen	3578165	Sage Hansen
EPA 9056A	Method	008-AC	2270769	Sage Hansen	3584059	Sage Hansen
SM 2320 B-2021	SM 2320 B-2021	008-AC	2262475	Kelsey Beaudette	3566911	Kelsey Beaudette
SM 2540 C-2020	SM 2540 C-2015	008-AC	2257657	Jenna Vargo	3567607	Karen Hernandez

Sample Name: SMMS-MW-16-100225
Laboratory Code: HN2514590-009
Sample Matrix: GROUNDWATER
Date Collected: 10/02/25
Date Received: 10/03/25

Analysis Method	Preparation Method	Container ID	Preparation Lot	Prepared By	Analysis Lot	Analyzed By
EPA 6020B	EPA 3015A	009-AD	2257285	Denise Coffey	3563617	Hunter Johnson
EPA 6020B	EPA 3015A	009-AE	2259689	Chloe Patrick	3563642	Stephanie Pierson
EPA 6020B	EPA 3015A	009-AE	2259689	Chloe Patrick	3566936	Stephanie Pierson

ANALYST SUMMARY

Client: Field & Technical Services, LLC
Project: 341-963 Sammis
Work Order: HN2514590

Sample Name: SMMS-MW-16-100225
Laboratory Code: HN2514590-009
Sample Matrix: GROUNDWATER
Date Collected: 10/02/25
Date Received: 10/03/25

Analysis Method	Preparation Method	Container ID	Preparation Lot	Prepared By	Analysis Lot	Analyzed By
EPA 7470A	Method	009-AD	2259921	Maxx Richey	3563848	Maxx Richey
EPA 7470A	Method	009-AE	2259927	Maxx Richey	3563849	Maxx Richey
EPA 9056A	Method	009-AC	2268045	Sage Hansen	3578165	Sage Hansen
EPA 9056A	Method	009-AC	2270769	Sage Hansen	3584059	Sage Hansen
SM 2320 B-2021	SM 2320 B-2021	009-AC	2262475	Kelsey Beaudette	3566911	Kelsey Beaudette
SM 2540 C-2020	SM 2540 C-2015	009-AC	2257657	Jenna Vargo	3567607	Karen Hernandez

Sample Name: SMMS-MW-13S-100225
Laboratory Code: HN2514590-010
Sample Matrix: GROUNDWATER
Date Collected: 10/02/25
Date Received: 10/03/25

Analysis Method	Preparation Method	Container ID	Preparation Lot	Prepared By	Analysis Lot	Analyzed By
EPA 6020B	EPA 3015A	010-AD	2257285	Denise Coffey	3563617	Hunter Johnson
EPA 6020B	EPA 3015A	010-AE	2259689	Chloe Patrick	3563642	Stephanie Pierson
EPA 6020B	EPA 3015A	010-AE	2259689	Chloe Patrick	3566936	Stephanie Pierson
EPA 7470A	Method	010-AD	2259921	Maxx Richey	3563848	Maxx Richey
EPA 7470A	Method	010-AE	2259927	Maxx Richey	3563849	Maxx Richey
EPA 9056A	Method	010-AC	2268045	Sage Hansen	3578165	Sage Hansen
EPA 9056A	Method	010-AC	2270769	Sage Hansen	3584059	Sage Hansen
SM 2320 B-2021	SM 2320 B-2021	010-AC	2262475	Kelsey Beaudette	3566911	Kelsey Beaudette
SM 2540 C-2020	SM 2540 C-2015	010-AC	2257657	Jenna Vargo	3567607	Karen Hernandez

Sample Name: SMMS-MW-10D-100225
Laboratory Code: HN2514590-011
Sample Matrix: GROUNDWATER
Date Collected: 10/02/25
Date Received: 10/03/25

Analysis Method	Preparation Method	Container ID	Preparation Lot	Prepared By	Analysis Lot	Analyzed By
EPA 6020B	EPA 3015A	011-AD	2257285	Denise Coffey	3563617	Hunter Johnson
EPA 6020B	EPA 3015A	011-AE	2259689	Chloe Patrick	3563642	Stephanie Pierson
EPA 6020B	EPA 3015A	011-AD	2257285	Denise Coffey	3566931	Stephanie Pierson
EPA 6020B	EPA 3015A	011-AE	2259689	Chloe Patrick	3566936	Stephanie Pierson

ANALYST SUMMARY

Client: Field & Technical Services, LLC
Project: 341-963 Sammis
Work Order: HN2514590

Sample Name: SMMS-MW-10D-100225
Laboratory Code: HN2514590-011
Sample Matrix: GROUNDWATER
Date Collected: 10/02/25
Date Received: 10/03/25

Analysis Method	Preparation Method	Container ID	Preparation Lot	Prepared By	Analysis Lot	Analyzed By
EPA 7470A	Method	011-AD	2259921	Maxx Richey	3563848	Maxx Richey
EPA 7470A	Method	011-AE	2259927	Maxx Richey	3563849	Maxx Richey
EPA 9056A	Method	011-AC	2268045	Sage Hansen	3578165	Sage Hansen
EPA 9056A	Method	011-AC	2270769	Sage Hansen	3584059	Sage Hansen
SM 2320 B-2021	SM 2320 B-2021	011-AC	2262475	Kelsey Beaudette	3566911	Kelsey Beaudette
SM 2540 C-2020	SM 2540 C-2015	011-AC	2257657	Jenna Vargo	3567607	Karen Hernandez

Sample Name: SMMS-M-99B-100225
Laboratory Code: HN2514590-012
Sample Matrix: GROUNDWATER
Date Collected: 10/02/25
Date Received: 10/03/25

Analysis Method	Preparation Method	Container ID	Preparation Lot	Prepared By	Analysis Lot	Analyzed By
EPA 6020B	EPA 3015A	012-AD	2257285	Denise Coffey	3563617	Hunter Johnson
EPA 6020B	EPA 3015A	012-AE	2259689	Chloe Patrick	3563642	Stephanie Pierson
EPA 6020B	EPA 3015A	012-AE	2259689	Chloe Patrick	3566936	Stephanie Pierson
EPA 7470A	Method	012-AD	2259921	Maxx Richey	3563848	Maxx Richey
EPA 7470A	Method	012-AE	2259927	Maxx Richey	3563849	Maxx Richey
EPA 9056A	Method	012-AC	2268045	Sage Hansen	3578165	Sage Hansen
EPA 9056A	Method	012-AC	2270769	Sage Hansen	3584059	Sage Hansen
SM 2320 B-2021	SM 2320 B-2021	012-AC	2262475	Kelsey Beaudette	3566911	Kelsey Beaudette
SM 2540 C-2020	SM 2540 C-2015	012-AC	2257657	Jenna Vargo	3567607	Karen Hernandez

Analytical Report

Client:	Field & Technical Services, LLC	**Work Order:**	HN2514590
Project:	341-963 Sammis	**Date Collected:**	10/02/25 09:10
Matrix:	GROUNDWATER	**Date Received:**	10/03/25 10:00

CLIENT ID: SMMS-MW-6-100225 **Lab ID: HN2514590-001**

Analyte	Method	Results	Qual	Units	MDL	MRL	Dilution Factor	Date Analyzed	Date Extracted
General Chemistry Parameters									
Chloride	EPA 9056A	**56.9**		mg/L	1.24	4.00	4	10/07/25 19:56	10/07/25 16:45
Fluoride	EPA 9056A	ND	U	mg/L	0.268	0.400	4	10/07/25 19:56	10/07/25 16:45
Sulfate	EPA 9056A	**201**		mg/L	7.60	40.0	40	10/08/25 18:26	10/08/25 15:34
Alkalinity as CaCO3	SM 2320 B-2021	**17.4**		mg/L	1.43	2.00	1	10/06/25 12:25	10/06/25 11:06
Residue-filterable (TDS)	SM 2540 C-2020	**347**		mg/L	36.9	50.0	1	10/07/25 12:59	10/05/25 15:09
Metals									
Antimony	EPA 6020B	ND	U	mg/L	0.000420	0.00499	1	10/07/25 00:34	10/06/25 08:36
Antimony, dissolved	EPA 6020B	ND	U	mg/L	0.000420	0.00499	1	10/06/25 21:49	10/06/25 08:40
Arsenic	EPA 6020B	ND	U	mg/L	0.000190	0.00499	1	10/07/25 00:34	10/06/25 08:36
Arsenic, dissolved	EPA 6020B	ND	U	mg/L	0.000190	0.00499	1	10/06/25 21:49	10/06/25 08:40
Barium	EPA 6020B	**0.0146**		mg/L	0.000570	0.00499	1	10/07/25 00:34	10/06/25 08:36
Barium, dissolved	EPA 6020B	**0.0151**		mg/L	0.000570	0.00499	1	10/06/25 21:49	10/06/25 08:40
Beryllium	EPA 6020B	ND	U	mg/L	0.000130	0.00199	1	10/07/25 00:34	10/06/25 08:36
Beryllium, dissolved	EPA 6020B	ND	U	mg/L	0.000130	0.00199	1	10/06/25 21:49	10/06/25 08:40
Boron	EPA 6020B	**0.111**		mg/L	0.0154	0.0200	1	10/07/25 17:24	10/06/25 08:36
Boron, dissolved	EPA 6020B	**0.104**		mg/L	0.0154	0.0200	1	10/06/25 21:49	10/06/25 08:40
Cadmium	EPA 6020B	**0.000164**	J	mg/L	0.000140	0.00199	1	10/07/25 00:34	10/06/25 08:36
Cadmium, dissolved	EPA 6020B	**0.000157**	J	mg/L	0.000140	0.00199	1	10/06/25 21:49	10/06/25 08:40
Calcium	EPA 6020B	**53.9**		mg/L	0.221	0.500	1	10/07/25 00:34	10/06/25 08:36
Calcium, dissolved	EPA 6020B	**53.9**		mg/L	0.221	0.500	1	10/06/25 21:49	10/06/25 08:40
Chromium	EPA 6020B	ND	U	mg/L	0.000610	0.00499	1	10/07/25 00:34	10/06/25 08:36
Chromium, dissolved	EPA 6020B	ND	U	mg/L	0.000610	0.00499	1	10/06/25 21:49	10/06/25 08:40
Cobalt	EPA 6020B	**0.00760**		mg/L	0.000270	0.00499	1	10/07/25 00:34	10/06/25 08:36
Cobalt, dissolved	EPA 6020B	**0.00726**		mg/L	0.000270	0.00499	1	10/06/25 21:49	10/06/25 08:40
Lead	EPA 6020B	ND	U	mg/L	0.000220	0.00499	1	10/07/25 00:34	10/06/25 08:36

Analytical Report

Client:	Field & Technical Services, LLC	**Work Order:**	HN2514590
Project:	341-963 Sammis	**Date Collected:**	10/02/25 09:10
Matrix:	GROUNDWATER	**Date Received:**	10/03/25 10:00

CLIENT ID: SMMS-MW-6-100225 **Lab ID: HN2514590-001**

Analyte	Method	Results	Qual	Units	MDL	MRL	Dilution Factor	Date Analyzed	Date Extracted
Lead, dissolved	EPA 6020B	ND	U	mg/L	0.000220	0.00499	1	10/06/25 21:49	10/06/25 08:40
Lithium	EPA 6020B	ND	U	mg/L	0.00170	0.01000	1	10/07/25 00:34	10/06/25 08:36
Lithium, dissolved	EPA 6020B	ND	U	mg/L	0.00170	0.01000	1	10/06/25 21:49	10/06/25 08:40
Molybdenum	EPA 6020B	ND	U	mg/L	0.000330	0.00499	1	10/07/25 00:34	10/06/25 08:36
Molybdenum, dissolved	EPA 6020B	ND	U	mg/L	0.000330	0.00499	1	10/06/25 21:49	10/06/25 08:40
Selenium	EPA 6020B	ND	U	mg/L	0.000480	0.00499	1	10/07/25 00:34	10/06/25 08:36
Selenium, dissolved	EPA 6020B	ND	U	mg/L	0.000480	0.00499	1	10/06/25 21:49	10/06/25 08:40
Thallium	EPA 6020B	ND	U	mg/L	0.000150	0.00499	1	10/07/25 00:34	10/06/25 08:36
Thallium, dissolved	EPA 6020B	ND	U	mg/L	0.000150	0.00499	1	10/06/25 21:49	10/06/25 08:40
Mercury	EPA 7470A	ND	U	mg/L	0.000160	0.000200	1	10/06/25 16:10	10/06/25 14:23
Mercury, dissolved	EPA 7470A	ND	U	mg/L	0.000160	0.000200	1	10/06/25 15:40	10/06/25 14:18

Analytical Report

Client:	Field & Technical Services, LLC	**Work Order:**	HN2514590
Project:	341-963 Sammis	**Date Collected:**	10/02/25 11:20
Matrix:	GROUNDWATER	**Date Received:**	10/03/25 10:00

CLIENT ID: SMMS-MW-11D-100225 **Lab ID: HN2514590-002**

Analyte	Method	Results	Qual	Units	MDL	MRL	Dilution Factor	Date Analyzed	Date Extracted
General Chemistry Parameters									
Chloride	EPA 9056A	**71.3**		mg/L	1.24	4.00	4	10/07/25 20:06	10/07/25 16:45
Fluoride	EPA 9056A	**0.565**		mg/L	0.268	0.400	4	10/07/25 20:06	10/07/25 16:45
Sulfate	EPA 9056A	**285**		mg/L	7.60	40.0	40	10/08/25 18:35	10/08/25 15:34
Alkalinity as CaCO3	SM 2320 B-2021	**2.43**		mg/L	1.43	2.00	1	10/06/25 12:28	10/06/25 11:06
Residue-filterable (TDS)	SM 2540 C-2020	**490**		mg/L	36.9	50.0	1	10/07/25 12:59	10/05/25 15:09
Metals									
Antimony	EPA 6020B	ND	U	mg/L	0.000420	0.00499	1	10/07/25 00:36	10/06/25 08:36
Antimony, dissolved	EPA 6020B	ND	U	mg/L	0.000420	0.00499	1	10/06/25 21:51	10/06/25 08:40
Arsenic	EPA 6020B	**0.000710**	J	mg/L	0.000190	0.00499	1	10/07/25 00:36	10/06/25 08:36
Arsenic, dissolved	EPA 6020B	**0.000212**	J	mg/L	0.000190	0.00499	1	10/06/25 21:51	10/06/25 08:40
Barium	EPA 6020B	**0.0154**		mg/L	0.000570	0.00499	1	10/07/25 00:36	10/06/25 08:36
Barium, dissolved	EPA 6020B	**0.0148**		mg/L	0.000570	0.00499	1	10/06/25 21:51	10/06/25 08:40
Beryllium	EPA 6020B	**0.000295**	J	mg/L	0.000130	0.00199	1	10/07/25 00:36	10/06/25 08:36
Beryllium, dissolved	EPA 6020B	**0.000358**	J	mg/L	0.000130	0.00199	1	10/06/25 21:51	10/06/25 08:40
Boron	EPA 6020B	**0.153**		mg/L	0.0154	0.0200	1	10/07/25 17:26	10/06/25 08:36
Boron, dissolved	EPA 6020B	**0.146**		mg/L	0.0154	0.0200	1	10/06/25 21:51	10/06/25 08:40
Cadmium	EPA 6020B	**0.00109**	J	mg/L	0.000140	0.00199	1	10/07/25 00:36	10/06/25 08:36
Cadmium, dissolved	EPA 6020B	**0.00106**	J	mg/L	0.000140	0.00199	1	10/06/25 21:51	10/06/25 08:40
Calcium	EPA 6020B	**71.0**		mg/L	0.221	0.500	1	10/07/25 00:36	10/06/25 08:36
Calcium, dissolved	EPA 6020B	**71.3**		mg/L	0.221	0.500	1	10/06/25 21:51	10/06/25 08:40
Chromium	EPA 6020B	ND	U	mg/L	0.000610	0.00499	1	10/07/25 00:36	10/06/25 08:36
Chromium, dissolved	EPA 6020B	ND	U	mg/L	0.000610	0.00499	1	10/06/25 21:51	10/06/25 08:40
Cobalt	EPA 6020B	**0.0372**		mg/L	0.000270	0.00499	1	10/07/25 00:36	10/06/25 08:36
Cobalt, dissolved	EPA 6020B	**0.0354**		mg/L	0.000270	0.00499	1	10/06/25 21:51	10/06/25 08:40
Lead	EPA 6020B	**0.000516**	J	mg/L	0.000220	0.00499	1	10/07/25 00:36	10/06/25 08:36

Analytical Report

Client:	Field & Technical Services, LLC	**Work Order:**	HN2514590
Project:	341-963 Sammis	**Date Collected:**	10/02/25 11:20
Matrix:	GROUNDWATER	**Date Received:**	10/03/25 10:00

CLIENT ID: SMMS-MW-11D-100225 **Lab ID: HN2514590-002**

Analyte	Method	Results	Qual	Units	MDL	MRL	Dilution Factor	Date Analyzed	Date Extracted
Lead, dissolved	EPA 6020B	ND	U	mg/L	0.000220	0.00499	1	10/06/25 21:51	10/06/25 08:40
Lithium	EPA 6020B	**0.0112**		mg/L	0.00170	0.01000	1	10/07/25 00:36	10/06/25 08:36
Lithium, dissolved	EPA 6020B	**0.0117**		mg/L	0.00170	0.01000	1	10/06/25 21:51	10/06/25 08:40
Molybdenum	EPA 6020B	ND	U	mg/L	0.000330	0.00499	1	10/07/25 00:36	10/06/25 08:36
Molybdenum, dissolved	EPA 6020B	ND	U	mg/L	0.000330	0.00499	1	10/06/25 21:51	10/06/25 08:40
Selenium	EPA 6020B	ND	U	mg/L	0.000480	0.00499	1	10/07/25 00:36	10/06/25 08:36
Selenium, dissolved	EPA 6020B	ND	U	mg/L	0.000480	0.00499	1	10/06/25 21:51	10/06/25 08:40
Thallium	EPA 6020B	ND	U	mg/L	0.000150	0.00499	1	10/07/25 00:36	10/06/25 08:36
Thallium, dissolved	EPA 6020B	ND	U	mg/L	0.000150	0.00499	1	10/06/25 21:51	10/06/25 08:40
Mercury	EPA 7470A	ND	U	mg/L	0.000160	0.000200	1	10/06/25 16:16	10/06/25 14:23
Mercury, dissolved	EPA 7470A	ND	U	mg/L	0.000160	0.000200	1	10/06/25 15:41	10/06/25 14:18

Analytical Report

Client:	Field & Technical Services, LLC	**Work Order:**	HN2514590
Project:	341-963 Sammis	**Date Collected:**	10/02/25 10:05
Matrix:	GROUNDWATER	**Date Received:**	10/03/25 10:00

CLIENT ID: SMMS-P-1-100225 **Lab ID: HN2514590-003**

Analyte	Method	Results	Qual	Units	MDL	MRL	Dilution Factor	Date Analyzed	Date Extracted
General Chemistry Parameters									
Chloride	EPA 9056A	**60.4**		mg/L	4.96	16.0	16	10/09/25 18:40	10/09/25 16:27
Fluoride	EPA 9056A	ND	SU	mg/L	0.268	0.400	4	10/10/25 21:04	10/10/25 17:03
Sulfate	EPA 9056A	**209**	S	mg/L	3.04	16.0	16	10/09/25 18:40	10/09/25 16:27
Alkalinity as CaCO3	SM 2320 B-2021	**11.7**		mg/L	1.43	2.00	1	10/06/25 12:31	10/06/25 11:06
Residue-filterable (TDS)	SM 2540 C-2020	**430**		mg/L	36.9	50.0	1	10/07/25 12:59	10/05/25 15:09
Metals									
Antimony	EPA 6020B	ND	U	mg/L	0.000420	0.00499	1	10/07/25 00:39	10/06/25 08:36
Antimony, dissolved	EPA 6020B	ND	U	mg/L	0.000420	0.00499	1	10/06/25 21:52	10/06/25 08:40
Arsenic	EPA 6020B	**0.00152**	J	mg/L	0.000190	0.00499	1	10/07/25 00:39	10/06/25 08:36
Arsenic, dissolved	EPA 6020B	**0.000662**	J	mg/L	0.000190	0.00499	1	10/06/25 21:52	10/06/25 08:40
Barium	EPA 6020B	**0.0143**		mg/L	0.000570	0.00499	1	10/07/25 00:39	10/06/25 08:36
Barium, dissolved	EPA 6020B	**0.0148**		mg/L	0.000570	0.00499	1	10/06/25 21:52	10/06/25 08:40
Beryllium	EPA 6020B	ND	U	mg/L	0.000130	0.00199	1	10/07/25 00:39	10/06/25 08:36
Beryllium, dissolved	EPA 6020B	**0.000162**	J	mg/L	0.000130	0.00199	1	10/06/25 21:52	10/06/25 08:40
Boron	EPA 6020B	**0.133**		mg/L	0.0154	0.0200	1	10/07/25 17:28	10/06/25 08:36
Boron, dissolved	EPA 6020B	**0.126**		mg/L	0.0154	0.0200	1	10/06/25 21:52	10/06/25 08:40
Cadmium	EPA 6020B	**0.000403**	J	mg/L	0.000140	0.00199	1	10/07/25 00:39	10/06/25 08:36
Cadmium, dissolved	EPA 6020B	**0.000381**	J	mg/L	0.000140	0.00199	1	10/06/25 21:52	10/06/25 08:40
Calcium	EPA 6020B	**59.9**		mg/L	0.221	0.500	1	10/07/25 00:39	10/06/25 08:36
Calcium, dissolved	EPA 6020B	**61.2**		mg/L	0.221	0.500	1	10/06/25 21:52	10/06/25 08:40
Chromium	EPA 6020B	**0.000624**	J	mg/L	0.000610	0.00499	1	10/07/25 00:39	10/06/25 08:36
Chromium, dissolved	EPA 6020B	ND	U	mg/L	0.000610	0.00499	1	10/06/25 21:52	10/06/25 08:40
Cobalt	EPA 6020B	**0.0299**		mg/L	0.000270	0.00499	1	10/07/25 00:39	10/06/25 08:36
Cobalt, dissolved	EPA 6020B	**0.0147**		mg/L	0.000270	0.00499	1	10/06/25 21:52	10/06/25 08:40
Lead	EPA 6020B	**0.000239**	J	mg/L	0.000220	0.00499	1	10/07/25 00:39	10/06/25 08:36

Analytical Report

Client:	Field & Technical Services, LLC	**Work Order:**	HN2514590
Project:	341-963 Sammis	**Date Collected:**	10/02/25 10:05
Matrix:	GROUNDWATER	**Date Received:**	10/03/25 10:00

CLIENT ID: SMMS-P-1-100225 **Lab ID: HN2514590-003**

Analyte	Method	Results	Qual	Units	MDL	MRL	Dilution Factor	Date Analyzed	Date Extracted
Lead, dissolved	EPA 6020B	**0.000342**	J	mg/L	0.000220	0.00499	1	10/06/25 21:52	10/06/25 08:40
Lithium	EPA 6020B	**0.00312**	J	mg/L	0.00170	0.01000	1	10/07/25 00:39	10/06/25 08:36
Lithium, dissolved	EPA 6020B	**0.00339**	J	mg/L	0.00170	0.01000	1	10/06/25 21:52	10/06/25 08:40
Molybdenum	EPA 6020B	ND	U	mg/L	0.000330	0.00499	1	10/07/25 00:39	10/06/25 08:36
Molybdenum, dissolved	EPA 6020B	ND	U	mg/L	0.000330	0.00499	1	10/06/25 21:52	10/06/25 08:40
Selenium	EPA 6020B	**0.00232**	J	mg/L	0.000480	0.00499	1	10/07/25 00:39	10/06/25 08:36
Selenium, dissolved	EPA 6020B	ND	U	mg/L	0.000480	0.00499	1	10/06/25 21:52	10/06/25 08:40
Thallium	EPA 6020B	ND	U	mg/L	0.000150	0.00499	1	10/07/25 00:39	10/06/25 08:36
Thallium, dissolved	EPA 6020B	**0.000152**	J	mg/L	0.000150	0.00499	1	10/06/25 21:52	10/06/25 08:40
Mercury	EPA 7470A	ND	U	mg/L	0.000160	0.000200	1	10/06/25 16:24	10/06/25 14:23
Mercury, dissolved	EPA 7470A	ND	U	mg/L	0.000160	0.000200	1	10/06/25 15:43	10/06/25 14:18

Analytical Report

Client:	Field & Technical Services, LLC	**Work Order:**	HN2514590
Project:	341-963 Sammis	**Date Collected:**	10/02/25 10:10
Matrix:	GROUNDWATER	**Date Received:**	10/03/25 10:00

CLIENT ID: SMMS-FB-02-100225 **Lab ID: HN2514590-004**

Analyte	Method	Results	Qual	Units	MDL	MRL	Dilution Factor	Date Analyzed	Date Extracted
General Chemistry Parameters									
Chloride	EPA 9056A	**0.311**	J	mg/L	0.310	1.00	1	10/09/25 19:10	10/09/25 16:27
Fluoride	EPA 9056A	ND	U	mg/L	0.0670	0.100	1	10/10/25 21:33	10/10/25 17:03
Sulfate	EPA 9056A	**0.444**	J	mg/L	0.190	1.00	1	10/09/25 19:10	10/09/25 16:27
Alkalinity as CaCO3	SM 2320 B-2021	ND	U	mg/L	1.43	2.00	1	10/06/25 12:34	10/06/25 11:06
Residue-filterable (TDS)	SM 2540 C-2020	ND	U	mg/L	22.1	30.0	1	10/07/25 12:59	10/05/25 15:09
Metals									
Antimony	EPA 6020B	ND	U	mg/L	0.000420	0.00499	1	10/07/25 00:41	10/06/25 08:36
Antimony, dissolved	EPA 6020B	ND	U	mg/L	0.000420	0.00499	1	10/06/25 21:54	10/06/25 08:40
Arsenic	EPA 6020B	ND	U	mg/L	0.000190	0.00499	1	10/07/25 00:41	10/06/25 08:36
Arsenic, dissolved	EPA 6020B	ND	U	mg/L	0.000190	0.00499	1	10/06/25 21:54	10/06/25 08:40
Barium	EPA 6020B	ND	U	mg/L	0.000570	0.00499	1	10/07/25 00:41	10/06/25 08:36
Barium, dissolved	EPA 6020B	ND	U	mg/L	0.000570	0.00499	1	10/06/25 21:54	10/06/25 08:40
Beryllium	EPA 6020B	ND	U	mg/L	0.000130	0.00199	1	10/07/25 00:41	10/06/25 08:36
Beryllium, dissolved	EPA 6020B	ND	U	mg/L	0.000130	0.00199	1	10/06/25 21:54	10/06/25 08:40
Boron	EPA 6020B	ND	U	mg/L	0.0154	0.0200	1	10/07/25 17:30	10/06/25 08:36
Boron, dissolved	EPA 6020B	ND	U	mg/L	0.0154	0.0200	1	10/06/25 21:54	10/06/25 08:40
Cadmium	EPA 6020B	ND	U	mg/L	0.000140	0.00199	1	10/07/25 00:41	10/06/25 08:36
Cadmium, dissolved	EPA 6020B	ND	U	mg/L	0.000140	0.00199	1	10/06/25 21:54	10/06/25 08:40
Calcium	EPA 6020B	ND	U	mg/L	0.221	0.500	1	10/07/25 00:41	10/06/25 08:36
Calcium, dissolved	EPA 6020B	ND	U	mg/L	0.221	0.500	1	10/06/25 21:54	10/06/25 08:40
Chromium	EPA 6020B	ND	U	mg/L	0.000610	0.00499	1	10/07/25 00:41	10/06/25 08:36
Chromium, dissolved	EPA 6020B	ND	U	mg/L	0.000610	0.00499	1	10/06/25 21:54	10/06/25 08:40
Cobalt	EPA 6020B	ND	U	mg/L	0.000270	0.00499	1	10/07/25 00:41	10/06/25 08:36
Cobalt, dissolved	EPA 6020B	ND	U	mg/L	0.000270	0.00499	1	10/06/25 21:54	10/06/25 08:40
Lead	EPA 6020B	**0.000221**	J	mg/L	0.000220	0.00499	1	10/07/25 00:41	10/06/25 08:36

Analytical Report

Client:	Field & Technical Services, LLC	**Work Order:**	HN2514590
Project:	341-963 Sammis	**Date Collected:**	10/02/25 10:10
Matrix:	GROUNDWATER	**Date Received:**	10/03/25 10:00

CLIENT ID: SMMS-FB-02-100225 **Lab ID: HN2514590-004**

Analyte	Method	Results	Qual	Units	MDL	MRL	Dilution Factor	Date Analyzed	Date Extracted
Lead, dissolved	EPA 6020B	**0.000294**	J	mg/L	0.000220	0.00499	1	10/06/25 21:54	10/06/25 08:40
Lithium	EPA 6020B	ND	U	mg/L	0.00170	0.01000	1	10/07/25 00:41	10/06/25 08:36
Lithium, dissolved	EPA 6020B	ND	U	mg/L	0.00170	0.01000	1	10/06/25 21:54	10/06/25 08:40
Molybdenum	EPA 6020B	ND	U	mg/L	0.000330	0.00499	1	10/07/25 00:41	10/06/25 08:36
Molybdenum, dissolved	EPA 6020B	ND	U	mg/L	0.000330	0.00499	1	10/06/25 21:54	10/06/25 08:40
Selenium	EPA 6020B	ND	U	mg/L	0.000480	0.00499	1	10/07/25 00:41	10/06/25 08:36
Selenium, dissolved	EPA 6020B	ND	U	mg/L	0.000480	0.00499	1	10/06/25 21:54	10/06/25 08:40
Thallium	EPA 6020B	ND	U	mg/L	0.000150	0.00499	1	10/07/25 00:41	10/06/25 08:36
Thallium, dissolved	EPA 6020B	ND	U	mg/L	0.000150	0.00499	1	10/06/25 21:54	10/06/25 08:40
Mercury	EPA 7470A	ND	U	mg/L	0.000160	0.000200	1	10/06/25 16:25	10/06/25 14:23
Mercury, dissolved	EPA 7470A	ND	U	mg/L	0.000160	0.000200	1	10/06/25 15:45	10/06/25 14:18

Analytical Report

Client:	Field & Technical Services, LLC	**Work Order:**	HN2514590
Project:	341-963 Sammis	**Date Collected:**	10/02/25 12:24
Matrix:	GROUNDWATER	**Date Received:**	10/03/25 10:00

CLIENT ID: SMMS-MW-11S-100225 **Lab ID: HN2514590-005**

Analyte	Method	Results	Qual	Units	MDL	MRL	Dilution Factor	Date Analyzed	Date Extracted
General Chemistry Parameters									
Chloride	EPA 9056A	**71.6**		mg/L	4.96	16.0	16	10/09/25 19:19	10/09/25 16:27
Fluoride	EPA 9056A	ND	U	mg/L	0.268	0.400	4	10/10/25 21:43	10/10/25 17:03
Sulfate	EPA 9056A	**281**		mg/L	3.04	16.0	16	10/09/25 19:19	10/09/25 16:27
Alkalinity as CaCO3	SM 2320 B-2021	**192**		mg/L	1.43	2.00	1	10/06/25 12:37	10/06/25 11:06
Residue-filterable (TDS)	SM 2540 C-2020	**700**		mg/L	36.9	50.0	1	10/07/25 12:59	10/05/25 15:09
Metals									
Antimony	EPA 6020B	ND	U	mg/L	0.000420	0.00499	1	10/07/25 00:43	10/06/25 08:36
Antimony, dissolved	EPA 6020B	ND	U	mg/L	0.000420	0.00499	1	10/06/25 21:56	10/06/25 08:40
Arsenic	EPA 6020B	**0.00866**		mg/L	0.000190	0.00499	1	10/07/25 00:43	10/06/25 08:36
Arsenic, dissolved	EPA 6020B	**0.00812**		mg/L	0.000190	0.00499	1	10/06/25 21:56	10/06/25 08:40
Barium	EPA 6020B	**0.0281**		mg/L	0.000570	0.00499	1	10/07/25 00:43	10/06/25 08:36
Barium, dissolved	EPA 6020B	**0.0277**		mg/L	0.000570	0.00499	1	10/06/25 21:56	10/06/25 08:40
Beryllium	EPA 6020B	ND	U	mg/L	0.000130	0.00199	1	10/07/25 00:43	10/06/25 08:36
Beryllium, dissolved	EPA 6020B	ND	U	mg/L	0.000130	0.00199	1	10/06/25 21:56	10/06/25 08:40
Boron	EPA 6020B	**0.150**		mg/L	0.0154	0.0200	1	10/07/25 17:31	10/06/25 08:36
Boron, dissolved	EPA 6020B	**0.142**		mg/L	0.0154	0.0200	1	10/06/25 21:56	10/06/25 08:40
Cadmium	EPA 6020B	ND	U	mg/L	0.000140	0.00199	1	10/07/25 00:43	10/06/25 08:36
Cadmium, dissolved	EPA 6020B	ND	U	mg/L	0.000140	0.00199	1	10/06/25 21:56	10/06/25 08:40
Calcium	EPA 6020B	**150**		mg/L	0.221	0.500	1	10/07/25 00:43	10/06/25 08:36
Calcium, dissolved	EPA 6020B	**151**		mg/L	0.221	0.500	1	10/06/25 21:56	10/06/25 08:40
Chromium	EPA 6020B	ND	U	mg/L	0.000610	0.00499	1	10/07/25 00:43	10/06/25 08:36
Chromium, dissolved	EPA 6020B	ND	U	mg/L	0.000610	0.00499	1	10/06/25 21:56	10/06/25 08:40
Cobalt	EPA 6020B	**0.00841**		mg/L	0.000270	0.00499	1	10/07/25 00:43	10/06/25 08:36
Cobalt, dissolved	EPA 6020B	**0.00810**		mg/L	0.000270	0.00499	1	10/06/25 21:56	10/06/25 08:40
Lead	EPA 6020B	ND	U	mg/L	0.000220	0.00499	1	10/07/25 00:43	10/06/25 08:36

Analytical Report

Client:	Field & Technical Services, LLC	**Work Order:**	HN2514590
Project:	341-963 Sammis	**Date Collected:**	10/02/25 12:24
Matrix:	GROUNDWATER	**Date Received:**	10/03/25 10:00

CLIENT ID: SMMS-MW-11S-100225 **Lab ID: HN2514590-005**

Analyte	Method	Results	Qual	Units	MDL	MRL	Dilution Factor	Date Analyzed	Date Extracted
Lead, dissolved	EPA 6020B	ND	U	mg/L	0.000220	0.00499	1	10/06/25 21:56	10/06/25 08:40
Lithium	EPA 6020B	**0.0106**		mg/L	0.00170	0.01000	1	10/07/25 00:43	10/06/25 08:36
Lithium, dissolved	EPA 6020B	**0.0112**		mg/L	0.00170	0.01000	1	10/06/25 21:56	10/06/25 08:40
Molybdenum	EPA 6020B	**0.000492**	J	mg/L	0.000330	0.00499	1	10/07/25 00:43	10/06/25 08:36
Molybdenum, dissolved	EPA 6020B	**0.000414**	J	mg/L	0.000330	0.00499	1	10/06/25 21:56	10/06/25 08:40
Selenium	EPA 6020B	ND	U	mg/L	0.000480	0.00499	1	10/07/25 00:43	10/06/25 08:36
Selenium, dissolved	EPA 6020B	ND	U	mg/L	0.000480	0.00499	1	10/06/25 21:56	10/06/25 08:40
Thallium	EPA 6020B	ND	U	mg/L	0.000150	0.00499	1	10/07/25 00:43	10/06/25 08:36
Thallium, dissolved	EPA 6020B	ND	U	mg/L	0.000150	0.00499	1	10/06/25 21:56	10/06/25 08:40
Mercury	EPA 7470A	ND	U	mg/L	0.000160	0.000200	1	10/06/25 16:27	10/06/25 14:23
Mercury, dissolved	EPA 7470A	ND	U	mg/L	0.000160	0.000200	1	10/06/25 15:47	10/06/25 14:18

Analytical Report

Client:	Field & Technical Services, LLC	**Work Order:**	HN2514590
Project:	341-963 Sammis	**Date Collected:**	10/02/25 14:12
Matrix:	GROUNDWATER	**Date Received:**	10/03/25 10:00

CLIENT ID: SMMS-MW-13BR-100225 **Lab ID: HN2514590-006**

Analyte	Method	Results	Qual	Units	MDL	MRL	Dilution Factor	Date Analyzed	Date Extracted
General Chemistry Parameters									
Chloride	EPA 9056A	**46.7**		mg/L	4.96	16.0	16	10/09/25 19:29	10/09/25 16:27
Fluoride	EPA 9056A	**1.56**		mg/L	0.0670	0.100	1	10/10/25 21:52	10/10/25 17:03
Sulfate	EPA 9056A	**1.50**		mg/L	0.190	1.00	1	10/10/25 21:52	10/10/25 17:03
Alkalinity as CaCO3	SM 2320 B-2021	**271**		mg/L	1.43	2.00	1	10/06/25 12:41	10/06/25 11:06
Residue-filterable (TDS)	SM 2540 C-2020	**370**		mg/L	36.9	50.0	1	10/07/25 12:59	10/05/25 15:09
Metals									
Antimony	EPA 6020B	ND	U	mg/L	0.000420	0.00499	1	10/07/25 00:45	10/06/25 08:36
Antimony, dissolved	EPA 6020B	ND	U	mg/L	0.000420	0.00499	1	10/06/25 22:02	10/06/25 08:40
Arsenic	EPA 6020B	**0.00339**	J	mg/L	0.000190	0.00499	1	10/07/25 00:45	10/06/25 08:36
Arsenic, dissolved	EPA 6020B	**0.00332**	J	mg/L	0.000190	0.00499	1	10/06/25 22:02	10/06/25 08:40
Barium	EPA 6020B	**0.0596**		mg/L	0.000570	0.00499	1	10/07/25 00:45	10/06/25 08:36
Barium, dissolved	EPA 6020B	**0.0602**		mg/L	0.000570	0.00499	1	10/06/25 22:02	10/06/25 08:40
Beryllium	EPA 6020B	ND	U	mg/L	0.000130	0.00199	1	10/07/25 00:45	10/06/25 08:36
Beryllium, dissolved	EPA 6020B	ND	U	mg/L	0.000130	0.00199	1	10/06/25 22:02	10/06/25 08:40
Boron	EPA 6020B	**0.234**		mg/L	0.0154	0.0200	1	10/07/25 17:33	10/06/25 08:36
Boron, dissolved	EPA 6020B	**0.225**		mg/L	0.0154	0.0200	1	10/06/25 22:02	10/06/25 08:40
Cadmium	EPA 6020B	ND	U	mg/L	0.000140	0.00199	1	10/07/25 00:45	10/06/25 08:36
Cadmium, dissolved	EPA 6020B	ND	U	mg/L	0.000140	0.00199	1	10/06/25 22:02	10/06/25 08:40
Calcium	EPA 6020B	**3.48**		mg/L	0.221	0.500	1	10/07/25 00:45	10/06/25 08:36
Calcium, dissolved	EPA 6020B	**3.47**		mg/L	0.221	0.500	1	10/06/25 22:02	10/06/25 08:40
Chromium	EPA 6020B	**0.00200**	J	mg/L	0.000610	0.00499	1	10/07/25 00:45	10/06/25 08:36
Chromium, dissolved	EPA 6020B	ND	U	mg/L	0.000610	0.00499	1	10/06/25 22:02	10/06/25 08:40
Cobalt	EPA 6020B	ND	U	mg/L	0.000270	0.00499	1	10/07/25 00:45	10/06/25 08:36
Cobalt, dissolved	EPA 6020B	ND	U	mg/L	0.000270	0.00499	1	10/06/25 22:02	10/06/25 08:40
Lead	EPA 6020B	ND	U	mg/L	0.000220	0.00499	1	10/07/25 00:45	10/06/25 08:36

Analytical Report

Client:	Field & Technical Services, LLC	**Work Order:**	HN2514590
Project:	341-963 Sammis	**Date Collected:**	10/02/25 14:12
Matrix:	GROUNDWATER	**Date Received:**	10/03/25 10:00

CLIENT ID: SMMS-MW-13BR-100225 **Lab ID: HN2514590-006**

Analyte	Method	Results	Qual	Units	MDL	MRL	Dilution Factor	Date Analyzed	Date Extracted
Lead, dissolved	EPA 6020B	ND	U	mg/L	0.000220	0.00499	1	10/06/25 22:02	10/06/25 08:40
Lithium	EPA 6020B	**0.00460**	J	mg/L	0.00170	0.01000	1	10/07/25 00:45	10/06/25 08:36
Lithium, dissolved	EPA 6020B	**0.00520**	J	mg/L	0.00170	0.01000	1	10/06/25 22:02	10/06/25 08:40
Molybdenum	EPA 6020B	**0.00300**	J	mg/L	0.000330	0.00499	1	10/07/25 00:45	10/06/25 08:36
Molybdenum, dissolved	EPA 6020B	**0.00311**	J	mg/L	0.000330	0.00499	1	10/06/25 22:02	10/06/25 08:40
Selenium	EPA 6020B	ND	U	mg/L	0.000480	0.00499	1	10/07/25 00:45	10/06/25 08:36
Selenium, dissolved	EPA 6020B	ND	U	mg/L	0.000480	0.00499	1	10/06/25 22:02	10/06/25 08:40
Thallium	EPA 6020B	ND	U	mg/L	0.000150	0.00499	1	10/07/25 00:45	10/06/25 08:36
Thallium, dissolved	EPA 6020B	ND	U	mg/L	0.000150	0.00499	1	10/06/25 22:02	10/06/25 08:40
Mercury	EPA 7470A	ND	U	mg/L	0.000160	0.000200	1	10/06/25 16:29	10/06/25 14:23
Mercury, dissolved	EPA 7470A	ND	U	mg/L	0.000160	0.000200	1	10/06/25 15:48	10/06/25 14:18

Analytical Report

Client:	Field & Technical Services, LLC	**Work Order:**	HN2514590
Project:	341-963 Sammis	**Date Collected:**	10/02/25 09:05
Matrix:	GROUNDWATER	**Date Received:**	10/03/25 10:00

CLIENT ID: SMMS-MW-14S-100225 **Lab ID: HN2514590-007**

Analyte	Method	Results	Qual	Units	MDL	MRL	Dilution Factor	Date Analyzed	Date Extracted
General Chemistry Parameters									
Chloride	EPA 9056A	**52.5**		mg/L	4.96	16.0	16	10/09/25 19:39	10/09/25 16:27
Fluoride	EPA 9056A	ND	U	mg/L	0.268	0.400	4	10/10/25 22:02	10/10/25 17:03
Sulfate	EPA 9056A	**112**		mg/L	3.04	16.0	16	10/14/25 16:37	10/14/25 12:09
Alkalinity as CaCO3	SM 2320 B-2021	**125**		mg/L	1.43	2.00	1	10/06/25 12:44	10/06/25 11:06
Residue-filterable (TDS)	SM 2540 C-2020	**353**		mg/L	36.9	50.0	1	10/07/25 12:59	10/05/25 15:09
Metals									
Antimony	EPA 6020B	ND	U	mg/L	0.000420	0.00499	1	10/07/25 00:47	10/06/25 08:36
Antimony, dissolved	EPA 6020B	ND	U	mg/L	0.000420	0.00499	1	10/06/25 22:04	10/06/25 08:40
Arsenic	EPA 6020B	**0.000668**	J	mg/L	0.000190	0.00499	1	10/07/25 00:47	10/06/25 08:36
Arsenic, dissolved	EPA 6020B	ND	U	mg/L	0.000190	0.00499	1	10/06/25 22:04	10/06/25 08:40
Barium	EPA 6020B	**0.0418**		mg/L	0.000570	0.00499	1	10/07/25 00:47	10/06/25 08:36
Barium, dissolved	EPA 6020B	**0.0401**		mg/L	0.000570	0.00499	1	10/06/25 22:04	10/06/25 08:40
Beryllium	EPA 6020B	ND	U	mg/L	0.000130	0.00199	1	10/07/25 00:47	10/06/25 08:36
Beryllium, dissolved	EPA 6020B	ND	U	mg/L	0.000130	0.00199	1	10/06/25 22:04	10/06/25 08:40
Boron	EPA 6020B	**0.0760**		mg/L	0.0154	0.0200	1	10/07/25 17:38	10/06/25 08:36
Boron, dissolved	EPA 6020B	**0.0643**		mg/L	0.0154	0.0200	1	10/06/25 22:04	10/06/25 08:40
Cadmium	EPA 6020B	ND	U	mg/L	0.000140	0.00199	1	10/07/25 00:47	10/06/25 08:36
Cadmium, dissolved	EPA 6020B	ND	U	mg/L	0.000140	0.00199	1	10/06/25 22:04	10/06/25 08:40
Calcium	EPA 6020B	**69.9**		mg/L	0.221	0.500	1	10/07/25 00:47	10/06/25 08:36
Calcium, dissolved	EPA 6020B	**68.6**		mg/L	0.221	0.500	1	10/06/25 22:04	10/06/25 08:40
Chromium	EPA 6020B	ND	U	mg/L	0.000610	0.00499	1	10/07/25 00:47	10/06/25 08:36
Chromium, dissolved	EPA 6020B	**0.000620**	J	mg/L	0.000610	0.00499	1	10/06/25 22:04	10/06/25 08:40
Cobalt	EPA 6020B	**0.000490**	J	mg/L	0.000270	0.00499	1	10/07/25 00:47	10/06/25 08:36
Cobalt, dissolved	EPA 6020B	**0.000407**	J	mg/L	0.000270	0.00499	1	10/06/25 22:04	10/06/25 08:40
Lead	EPA 6020B	**0.000350**	J	mg/L	0.000220	0.00499	1	10/07/25 00:47	10/06/25 08:36

Analytical Report

Client:	Field & Technical Services, LLC	**Work Order:**	HN2514590
Project:	341-963 Sammis	**Date Collected:**	10/02/25 09:05
Matrix:	GROUNDWATER	**Date Received:**	10/03/25 10:00

CLIENT ID: SMMS-MW-14S-100225 **Lab ID: HN2514590-007**

Analyte	Method	Results	Qual	Units	MDL	MRL	Dilution Factor	Date Analyzed	Date Extracted
Lead, dissolved	EPA 6020B	ND	U	mg/L	0.000220	0.00499	1	10/06/25 22:04	10/06/25 08:40
Lithium	EPA 6020B	**0.00318**	J	mg/L	0.00170	0.01000	1	10/07/25 00:47	10/06/25 08:36
Lithium, dissolved	EPA 6020B	**0.00367**	J	mg/L	0.00170	0.01000	1	10/06/25 22:04	10/06/25 08:40
Molybdenum	EPA 6020B	**0.000343**	J	mg/L	0.000330	0.00499	1	10/07/25 00:47	10/06/25 08:36
Molybdenum, dissolved	EPA 6020B	**0.000367**	J	mg/L	0.000330	0.00499	1	10/06/25 22:04	10/06/25 08:40
Selenium	EPA 6020B	ND	U	mg/L	0.000480	0.00499	1	10/07/25 00:47	10/06/25 08:36
Selenium, dissolved	EPA 6020B	ND	U	mg/L	0.000480	0.00499	1	10/06/25 22:04	10/06/25 08:40
Thallium	EPA 6020B	ND	U	mg/L	0.000150	0.00499	1	10/07/25 00:47	10/06/25 08:36
Thallium, dissolved	EPA 6020B	ND	U	mg/L	0.000150	0.00499	1	10/06/25 22:04	10/06/25 08:40
Mercury	EPA 7470A	ND	U	mg/L	0.000160	0.000200	1	10/06/25 16:31	10/06/25 14:23
Mercury, dissolved	EPA 7470A	ND	U	mg/L	0.000160	0.000200	1	10/06/25 15:50	10/06/25 14:18

Analytical Report

Client:	Field & Technical Services, LLC	**Work Order:**	HN2514590
Project:	341-963 Sammis	**Date Collected:**	10/02/25 09:13
Matrix:	GROUNDWATER	**Date Received:**	10/03/25 10:00

CLIENT ID: SMMS-FB-01-100225 **Lab ID: HN2514590-008**

Analyte	Method	Results	Qual	Units	MDL	MRL	Dilution Factor	Date Analyzed	Date Extracted
General Chemistry Parameters									
Chloride	EPA 9056A	ND	U	mg/L	0.310	1.00	1	10/09/25 19:49	10/09/25 16:27
Fluoride	EPA 9056A	ND	U	mg/L	0.0670	0.100	1	10/10/25 22:12	10/10/25 17:03
Sulfate	EPA 9056A	**0.472**	J	mg/L	0.190	1.00	1	10/09/25 19:49	10/09/25 16:27
Alkalinity as CaCO3	SM 2320 B-2021	ND	U	mg/L	1.43	2.00	1	10/07/25 13:25	10/07/25 12:54
Residue-filterable (TDS)	SM 2540 C-2020	ND	U	mg/L	22.1	30.0	1	10/07/25 12:59	10/05/25 15:09
Metals									
Antimony	EPA 6020B	ND	U	mg/L	0.000420	0.00499	1	10/07/25 00:49	10/06/25 08:36
Antimony, dissolved	EPA 6020B	ND	U	mg/L	0.000420	0.00499	1	10/06/25 22:06	10/06/25 08:40
Arsenic	EPA 6020B	ND	U	mg/L	0.000190	0.00499	1	10/07/25 00:49	10/06/25 08:36
Arsenic, dissolved	EPA 6020B	ND	U	mg/L	0.000190	0.00499	1	10/06/25 22:06	10/06/25 08:40
Barium	EPA 6020B	ND	U	mg/L	0.000570	0.00499	1	10/07/25 00:49	10/06/25 08:36
Barium, dissolved	EPA 6020B	ND	U	mg/L	0.000570	0.00499	1	10/06/25 22:06	10/06/25 08:40
Beryllium	EPA 6020B	ND	U	mg/L	0.000130	0.00199	1	10/07/25 00:49	10/06/25 08:36
Beryllium, dissolved	EPA 6020B	ND	U	mg/L	0.000130	0.00199	1	10/06/25 22:06	10/06/25 08:40
Boron	EPA 6020B	ND	U	mg/L	0.0154	0.0200	1	10/07/25 17:40	10/06/25 08:36
Boron, dissolved	EPA 6020B	ND	U	mg/L	0.0154	0.0200	1	10/06/25 22:06	10/06/25 08:40
Cadmium	EPA 6020B	ND	U	mg/L	0.000140	0.00199	1	10/07/25 00:49	10/06/25 08:36
Cadmium, dissolved	EPA 6020B	ND	U	mg/L	0.000140	0.00199	1	10/06/25 22:06	10/06/25 08:40
Calcium	EPA 6020B	ND	U	mg/L	0.221	0.500	1	10/07/25 00:49	10/06/25 08:36
Calcium, dissolved	EPA 6020B	ND	U	mg/L	0.221	0.500	1	10/06/25 22:06	10/06/25 08:40
Chromium	EPA 6020B	ND	U	mg/L	0.000610	0.00499	1	10/07/25 00:49	10/06/25 08:36
Chromium, dissolved	EPA 6020B	ND	U	mg/L	0.000610	0.00499	1	10/06/25 22:06	10/06/25 08:40
Cobalt	EPA 6020B	ND	U	mg/L	0.000270	0.00499	1	10/07/25 00:49	10/06/25 08:36
Cobalt, dissolved	EPA 6020B	ND	U	mg/L	0.000270	0.00499	1	10/06/25 22:06	10/06/25 08:40
Lead	EPA 6020B	ND	U	mg/L	0.000220	0.00499	1	10/07/25 00:49	10/06/25 08:36

Analytical Report

Client:	Field & Technical Services, LLC	**Work Order:**	HN2514590
Project:	341-963 Sammis	**Date Collected:**	10/02/25 09:13
Matrix:	GROUNDWATER	**Date Received:**	10/03/25 10:00

CLIENT ID: SMMS-FB-01-100225 **Lab ID: HN2514590-008**

Analyte	Method	Results	Qual	Units	MDL	MRL	Dilution Factor	Date Analyzed	Date Extracted
Lead, dissolved	EPA 6020B	ND	U	mg/L	0.000220	0.00499	1	10/06/25 22:06	10/06/25 08:40
Lithium	EPA 6020B	ND	U	mg/L	0.00170	0.01000	1	10/07/25 00:49	10/06/25 08:36
Lithium, dissolved	EPA 6020B	ND	U	mg/L	0.00170	0.01000	1	10/06/25 22:06	10/06/25 08:40
Molybdenum	EPA 6020B	ND	U	mg/L	0.000330	0.00499	1	10/07/25 00:49	10/06/25 08:36
Molybdenum, dissolved	EPA 6020B	ND	U	mg/L	0.000330	0.00499	1	10/06/25 22:06	10/06/25 08:40
Selenium	EPA 6020B	ND	U	mg/L	0.000480	0.00499	1	10/07/25 00:49	10/06/25 08:36
Selenium, dissolved	EPA 6020B	ND	U	mg/L	0.000480	0.00499	1	10/06/25 22:06	10/06/25 08:40
Thallium	EPA 6020B	ND	U	mg/L	0.000150	0.00499	1	10/07/25 00:49	10/06/25 08:36
Thallium, dissolved	EPA 6020B	ND	U	mg/L	0.000150	0.00499	1	10/06/25 22:06	10/06/25 08:40
Mercury	EPA 7470A	ND	U	mg/L	0.000160	0.000200	1	10/06/25 16:33	10/06/25 14:23
Mercury, dissolved	EPA 7470A	ND	U	mg/L	0.000160	0.000200	1	10/06/25 15:52	10/06/25 14:18

Analytical Report

Client:	Field & Technical Services, LLC	**Work Order:**	HN2514590
Project:	341-963 Sammis	**Date Collected:**	10/02/25 10:08
Matrix:	GROUNDWATER	**Date Received:**	10/03/25 10:00

CLIENT ID: SMMS-MW-16-100225 **Lab ID: HN2514590-009**

Analyte	Method	Results	Qual	Units	MDL	MRL	Dilution Factor	Date Analyzed	Date Extracted
General Chemistry Parameters									
Chloride	EPA 9056A	**15.4**	J	mg/L	4.96	16.0	16	10/09/25 19:58	10/09/25 16:27
Fluoride	EPA 9056A	ND	U	mg/L	10.7	16.0	160	10/10/25 22:21	10/10/25 17:03
Sulfate	EPA 9056A	**953**		mg/L	30.4	160	160	10/10/25 22:21	10/10/25 17:03
Alkalinity as CaCO3	SM 2320 B-2021	**109**		mg/L	1.43	2.00	1	10/07/25 13:30	10/07/25 12:54
Residue-filterable (TDS)	SM 2540 C-2020	**867**		mg/L	36.9	50.0	1	10/07/25 12:59	10/05/25 15:09
Metals									
Antimony	EPA 6020B	ND	U	mg/L	0.000420	0.00499	1	10/07/25 01:05	10/06/25 11:42
Antimony, dissolved	EPA 6020B	ND	U	mg/L	0.000420	0.00499	1	10/06/25 22:08	10/06/25 08:40
Arsenic	EPA 6020B	**0.0221**		mg/L	0.000190	0.00499	1	10/07/25 01:05	10/06/25 11:42
Arsenic, dissolved	EPA 6020B	**0.0220**		mg/L	0.000190	0.00499	1	10/06/25 22:08	10/06/25 08:40
Barium	EPA 6020B	**0.0421**		mg/L	0.000570	0.00499	1	10/07/25 01:05	10/06/25 11:42
Barium, dissolved	EPA 6020B	**0.0454**		mg/L	0.000570	0.00499	1	10/06/25 22:08	10/06/25 08:40
Beryllium	EPA 6020B	ND	U	mg/L	0.000130	0.00199	1	10/07/25 01:05	10/06/25 11:42
Beryllium, dissolved	EPA 6020B	ND	U	mg/L	0.000130	0.00199	1	10/06/25 22:08	10/06/25 08:40
Boron	EPA 6020B	**0.125**		mg/L	0.0154	0.0200	1	10/07/25 17:46	10/06/25 11:42
Boron, dissolved	EPA 6020B	**0.112**		mg/L	0.0154	0.0200	1	10/06/25 22:08	10/06/25 08:40
Cadmium	EPA 6020B	ND	U	mg/L	0.000140	0.00199	1	10/07/25 01:05	10/06/25 11:42
Cadmium, dissolved	EPA 6020B	ND	U	mg/L	0.000140	0.00199	1	10/06/25 22:08	10/06/25 08:40
Calcium	EPA 6020B	**175**		mg/L	0.221	0.500	1	10/07/25 01:05	10/06/25 11:42
Calcium, dissolved	EPA 6020B	**186**		mg/L	0.221	0.500	1	10/06/25 22:08	10/06/25 08:40
Chromium	EPA 6020B	ND	U	mg/L	0.000610	0.00499	1	10/07/25 01:05	10/06/25 11:42
Chromium, dissolved	EPA 6020B	ND	U	mg/L	0.000610	0.00499	1	10/06/25 22:08	10/06/25 08:40
Cobalt	EPA 6020B	ND	U	mg/L	0.000270	0.00499	1	10/07/25 01:05	10/06/25 11:42
Cobalt, dissolved	EPA 6020B	**0.000272**	J	mg/L	0.000270	0.00499	1	10/06/25 22:08	10/06/25 08:40
Lead	EPA 6020B	ND	U	mg/L	0.000220	0.00499	1	10/07/25 01:05	10/06/25 11:42

Analytical Report

Client:	Field & Technical Services, LLC	**Work Order:**	HN2514590
Project:	341-963 Sammis	**Date Collected:**	10/02/25 10:08
Matrix:	GROUNDWATER	**Date Received:**	10/03/25 10:00

CLIENT ID: SMMS-MW-16-100225 **Lab ID: HN2514590-009**

Analyte	Method	Results	Qual	Units	MDL	MRL	Dilution Factor	Date Analyzed	Date Extracted
Lead, dissolved	EPA 6020B	ND	U	mg/L	0.000220	0.00499	1	10/06/25 22:08	10/06/25 08:40
Lithium	EPA 6020B	**0.0136**		mg/L	0.00170	0.01000	1	10/07/25 01:05	10/06/25 11:42
Lithium, dissolved	EPA 6020B	**0.0151**		mg/L	0.00170	0.01000	1	10/06/25 22:08	10/06/25 08:40
Molybdenum	EPA 6020B	**0.00255**	J	mg/L	0.000330	0.00499	1	10/07/25 01:05	10/06/25 11:42
Molybdenum, dissolved	EPA 6020B	**0.00256**	J	mg/L	0.000330	0.00499	1	10/06/25 22:08	10/06/25 08:40
Selenium	EPA 6020B	ND	U	mg/L	0.000480	0.00499	1	10/07/25 01:05	10/06/25 11:42
Selenium, dissolved	EPA 6020B	ND	U	mg/L	0.000480	0.00499	1	10/06/25 22:08	10/06/25 08:40
Thallium	EPA 6020B	ND	U	mg/L	0.000150	0.00499	1	10/07/25 01:05	10/06/25 11:42
Thallium, dissolved	EPA 6020B	ND	U	mg/L	0.000150	0.00499	1	10/06/25 22:08	10/06/25 08:40
Mercury	EPA 7470A	ND	U	mg/L	0.000160	0.000200	1	10/06/25 16:34	10/06/25 14:23
Mercury, dissolved	EPA 7470A	ND	U	mg/L	0.000160	0.000200	1	10/06/25 16:00	10/06/25 14:18

Analytical Report

Client:	Field & Technical Services, LLC	**Work Order:**	HN2514590
Project:	341-963 Sammis	**Date Collected:**	10/02/25 13:20
Matrix:	GROUNDWATER	**Date Received:**	10/03/25 10:00

CLIENT ID: SMMS-MW-13S-100225 **Lab ID: HN2514590-010**

Analyte	Method	Results	Qual	Units	MDL	MRL	Dilution Factor	Date Analyzed	Date Extracted
General Chemistry Parameters									
Chloride	EPA 9056A	**73.9**		mg/L	4.96	16.0	16	10/09/25 20:08	10/09/25 16:27
Fluoride	EPA 9056A	ND	U	mg/L	0.268	0.400	4	10/10/25 22:31	10/10/25 17:03
Sulfate	EPA 9056A	**278**		mg/L	3.04	16.0	16	10/09/25 20:08	10/09/25 16:27
Alkalinity as CaCO3	SM 2320 B-2021	**160**		mg/L	1.43	2.00	1	10/07/25 13:34	10/07/25 12:54
Residue-filterable (TDS)	SM 2540 C-2020	**663**		mg/L	36.9	50.0	1	10/07/25 12:59	10/05/25 15:09
Metals									
Antimony	EPA 6020B	ND	U	mg/L	0.000420	0.00499	1	10/07/25 01:14	10/06/25 11:42
Antimony, dissolved	EPA 6020B	ND	U	mg/L	0.000420	0.00499	1	10/06/25 22:10	10/06/25 08:40
Arsenic	EPA 6020B	**0.0530**		mg/L	0.000190	0.00499	1	10/07/25 01:14	10/06/25 11:42
Arsenic, dissolved	EPA 6020B	**0.0508**		mg/L	0.000190	0.00499	1	10/06/25 22:10	10/06/25 08:40
Barium	EPA 6020B	**0.147**		mg/L	0.000570	0.00499	1	10/07/25 01:14	10/06/25 11:42
Barium, dissolved	EPA 6020B	**0.151**		mg/L	0.000570	0.00499	1	10/06/25 22:10	10/06/25 08:40
Beryllium	EPA 6020B	ND	U	mg/L	0.000130	0.00199	1	10/07/25 01:14	10/06/25 11:42
Beryllium, dissolved	EPA 6020B	ND	U	mg/L	0.000130	0.00199	1	10/06/25 22:10	10/06/25 08:40
Boron	EPA 6020B	**0.134**		mg/L	0.0154	0.0200	1	10/07/25 17:52	10/06/25 11:42
Boron, dissolved	EPA 6020B	**0.117**		mg/L	0.0154	0.0200	1	10/06/25 22:10	10/06/25 08:40
Cadmium	EPA 6020B	**0.00176**	J	mg/L	0.000140	0.00199	1	10/07/25 01:14	10/06/25 11:42
Cadmium, dissolved	EPA 6020B	ND	U	mg/L	0.000140	0.00199	1	10/06/25 22:10	10/06/25 08:40
Calcium	EPA 6020B	**126**		mg/L	0.221	0.500	1	10/07/25 01:14	10/06/25 11:42
Calcium, dissolved	EPA 6020B	**135**		mg/L	0.221	0.500	1	10/06/25 22:10	10/06/25 08:40
Chromium	EPA 6020B	**0.000815**	J	mg/L	0.000610	0.00499	1	10/07/25 01:14	10/06/25 11:42
Chromium, dissolved	EPA 6020B	ND	U	mg/L	0.000610	0.00499	1	10/06/25 22:10	10/06/25 08:40
Cobalt	EPA 6020B	**0.00388**	J	mg/L	0.000270	0.00499	1	10/07/25 01:14	10/06/25 11:42
Cobalt, dissolved	EPA 6020B	**0.00346**	J	mg/L	0.000270	0.00499	1	10/06/25 22:10	10/06/25 08:40
Lead	EPA 6020B	**0.000586**	J	mg/L	0.000220	0.00499	1	10/07/25 01:14	10/06/25 11:42

Analytical Report

Client:	Field & Technical Services, LLC	**Work Order:**	HN2514590
Project:	341-963 Sammis	**Date Collected:**	10/02/25 13:20
Matrix:	GROUNDWATER	**Date Received:**	10/03/25 10:00

CLIENT ID: SMMS-MW-13S-100225 **Lab ID: HN2514590-010**

Analyte	Method	Results	Qual	Units	MDL	MRL	Dilution Factor	Date Analyzed	Date Extracted
Lead, dissolved	EPA 6020B	ND	U	mg/L	0.000220	0.00499	1	10/06/25 22:10	10/06/25 08:40
Lithium	EPA 6020B	**0.00767**	J	mg/L	0.00170	0.01000	1	10/07/25 01:14	10/06/25 11:42
Lithium, dissolved	EPA 6020B	**0.00799**	J	mg/L	0.00170	0.01000	1	10/06/25 22:10	10/06/25 08:40
Molybdenum	EPA 6020B	**0.00328**	J	mg/L	0.000330	0.00499	1	10/07/25 01:14	10/06/25 11:42
Molybdenum, dissolved	EPA 6020B	**0.00319**	J	mg/L	0.000330	0.00499	1	10/06/25 22:10	10/06/25 08:40
Selenium	EPA 6020B	ND	U	mg/L	0.000480	0.00499	1	10/07/25 01:14	10/06/25 11:42
Selenium, dissolved	EPA 6020B	ND	U	mg/L	0.000480	0.00499	1	10/06/25 22:10	10/06/25 08:40
Thallium	EPA 6020B	ND	U	mg/L	0.000150	0.00499	1	10/07/25 01:14	10/06/25 11:42
Thallium, dissolved	EPA 6020B	ND	U	mg/L	0.000150	0.00499	1	10/06/25 22:10	10/06/25 08:40
Mercury	EPA 7470A	ND	U	mg/L	0.000160	0.000200	1	10/06/25 16:36	10/06/25 14:23
Mercury, dissolved	EPA 7470A	ND	U	mg/L	0.000160	0.000200	1	10/06/25 16:02	10/06/25 14:18

Analytical Report

Client:	Field & Technical Services, LLC	**Work Order:**	HN2514590
Project:	341-963 Sammis	**Date Collected:**	10/02/25 14:26
Matrix:	GROUNDWATER	**Date Received:**	10/03/25 10:00

CLIENT ID: SMMS-MW-10D-100225 **Lab ID: HN2514590-011**

Analyte	Method	Results	Qual	Units	MDL	MRL	Dilution Factor	Date Analyzed	Date Extracted
General Chemistry Parameters									
Chloride	EPA 9056A	**2490**		mg/L	49.6	160	160	10/10/25 23:00	10/10/25 17:03
Fluoride	EPA 9056A	ND	U	mg/L	10.7	16.0	160	10/10/25 23:00	10/10/25 17:03
Sulfate	EPA 9056A	**9.09**	J	mg/L	3.04	16.0	16	10/09/25 20:37	10/09/25 16:27
Alkalinity as CaCO3	SM 2320 B-2021	**174**		mg/L	1.43	2.00	1	10/07/25 13:37	10/07/25 12:54
Residue-filterable (TDS)	SM 2540 C-2020	**3080**		mg/L	221	300	1	10/07/25 12:59	10/05/25 15:09
Metals									
Antimony	EPA 6020B	ND	U	mg/L	0.000420	0.00499	1	10/07/25 01:16	10/06/25 11:42
Antimony, dissolved	EPA 6020B	ND	U	mg/L	0.000420	0.00499	1	10/06/25 22:11	10/06/25 08:40
Arsenic	EPA 6020B	**0.00282**	J	mg/L	0.000190	0.00499	1	10/07/25 01:16	10/06/25 11:42
Arsenic, dissolved	EPA 6020B	**0.00266**	J	mg/L	0.000190	0.00499	1	10/06/25 22:11	10/06/25 08:40
Barium	EPA 6020B	**4.18**		mg/L	0.00570	0.0499	10	10/07/25 17:59	10/06/25 11:42
Barium, dissolved	EPA 6020B	**4.04**		mg/L	0.00570	0.0499	10	10/07/25 16:22	10/06/25 08:40
Beryllium	EPA 6020B	ND	U	mg/L	0.000130	0.00199	1	10/07/25 01:16	10/06/25 11:42
Beryllium, dissolved	EPA 6020B	ND	U	mg/L	0.000130	0.00199	1	10/06/25 22:11	10/06/25 08:40
Boron	EPA 6020B	**0.234**		mg/L	0.154	0.200	10	10/07/25 17:59	10/06/25 11:42
Boron, dissolved	EPA 6020B	**0.179**		mg/L	0.0154	0.0200	1	10/06/25 22:11	10/06/25 08:40
Cadmium	EPA 6020B	ND	U	mg/L	0.000140	0.00199	1	10/07/25 01:16	10/06/25 11:42
Cadmium, dissolved	EPA 6020B	ND	U	mg/L	0.000140	0.00199	1	10/06/25 22:11	10/06/25 08:40
Calcium	EPA 6020B	**182**		mg/L	0.221	0.500	1	10/07/25 01:16	10/06/25 11:42
Calcium, dissolved	EPA 6020B	**193**		mg/L	0.221	0.500	1	10/06/25 22:11	10/06/25 08:40
Chromium	EPA 6020B	**0.00116**	J	mg/L	0.000610	0.00499	1	10/07/25 01:16	10/06/25 11:42
Chromium, dissolved	EPA 6020B	ND	U	mg/L	0.000610	0.00499	1	10/06/25 22:11	10/06/25 08:40
Cobalt	EPA 6020B	ND	U	mg/L	0.000270	0.00499	1	10/07/25 01:16	10/06/25 11:42
Cobalt, dissolved	EPA 6020B	ND	U	mg/L	0.000270	0.00499	1	10/06/25 22:11	10/06/25 08:40
Lead	EPA 6020B	ND	U	mg/L	0.000220	0.00499	1	10/07/25 01:16	10/06/25 11:42

Analytical Report

Client:	Field & Technical Services, LLC	**Work Order:**	HN2514590
Project:	341-963 Sammis	**Date Collected:**	10/02/25 14:26
Matrix:	GROUNDWATER	**Date Received:**	10/03/25 10:00

CLIENT ID: SMMS-MW-10D-100225 **Lab ID: HN2514590-011**

Analyte	Method	Results	Qual	Units	MDL	MRL	Dilution Factor	Date Analyzed	Date Extracted
Lead, dissolved	EPA 6020B	ND	U	mg/L	0.000220	0.00499	1	10/06/25 22:11	10/06/25 08:40
Lithium	EPA 6020B	**0.0232**		mg/L	0.00170	0.01000	1	10/07/25 01:16	10/06/25 11:42
Lithium, dissolved	EPA 6020B	**0.0254**		mg/L	0.00170	0.01000	1	10/06/25 22:11	10/06/25 08:40
Molybdenum	EPA 6020B	**0.00126**	J	mg/L	0.000330	0.00499	1	10/07/25 01:16	10/06/25 11:42
Molybdenum, dissolved	EPA 6020B	**0.00123**	J	mg/L	0.000330	0.00499	1	10/06/25 22:11	10/06/25 08:40
Selenium	EPA 6020B	ND	U	mg/L	0.000480	0.00499	1	10/07/25 01:16	10/06/25 11:42
Selenium, dissolved	EPA 6020B	ND	U	mg/L	0.000480	0.00499	1	10/06/25 22:11	10/06/25 08:40
Thallium	EPA 6020B	ND	U	mg/L	0.000150	0.00499	1	10/07/25 01:16	10/06/25 11:42
Thallium, dissolved	EPA 6020B	ND	U	mg/L	0.000150	0.00499	1	10/06/25 22:11	10/06/25 08:40
Mercury	EPA 7470A	ND	U	mg/L	0.000160	0.000200	1	10/06/25 16:38	10/06/25 14:23
Mercury, dissolved	EPA 7470A	ND	U	mg/L	0.000160	0.000200	1	10/06/25 16:03	10/06/25 14:18

Analytical Report

Client:	Field & Technical Services, LLC	**Work Order:**	HN2514590
Project:	341-963 Sammis	**Date Collected:**	10/02/25 09:30
Matrix:	GROUNDWATER	**Date Received:**	10/03/25 10:00

CLIENT ID: SMMS-M-99B-100225 **Lab ID: HN2514590-012**

Analyte	Method	Results	Qual	Units	MDL	MRL	Dilution Factor	Date Analyzed	Date Extracted
General Chemistry Parameters									
Chloride	EPA 9056A	**15.1**	J	mg/L	4.96	16.0	16	10/09/25 20:47	10/09/25 16:27
Fluoride	EPA 9056A	ND	U	mg/L	10.7	16.0	160	10/10/25 23:10	10/10/25 17:03
Sulfate	EPA 9056A	**635**		mg/L	30.4	160	160	10/10/25 23:10	10/10/25 17:03
Alkalinity as CaCO3	SM 2320 B-2021	**111**		mg/L	1.43	2.00	1	10/07/25 13:41	10/07/25 12:54
Residue-filterable (TDS)	SM 2540 C-2020	**867**		mg/L	36.9	50.0	1	10/07/25 12:59	10/05/25 15:09
Metals									
Antimony	EPA 6020B	ND	U	mg/L	0.000420	0.00499	1	10/07/25 01:19	10/06/25 11:42
Antimony, dissolved	EPA 6020B	ND	U	mg/L	0.000420	0.00499	1	10/06/25 22:14	10/06/25 08:40
Arsenic	EPA 6020B	**0.0211**		mg/L	0.000190	0.00499	1	10/07/25 01:19	10/06/25 11:42
Arsenic, dissolved	EPA 6020B	**0.0223**		mg/L	0.000190	0.00499	1	10/06/25 22:14	10/06/25 08:40
Barium	EPA 6020B	**0.0434**		mg/L	0.000570	0.00499	1	10/07/25 01:19	10/06/25 11:42
Barium, dissolved	EPA 6020B	**0.0447**		mg/L	0.000570	0.00499	1	10/06/25 22:14	10/06/25 08:40
Beryllium	EPA 6020B	ND	U	mg/L	0.000130	0.00199	1	10/07/25 01:19	10/06/25 11:42
Beryllium, dissolved	EPA 6020B	ND	U	mg/L	0.000130	0.00199	1	10/06/25 22:14	10/06/25 08:40
Boron	EPA 6020B	**0.122**		mg/L	0.0154	0.0200	1	10/07/25 17:53	10/06/25 11:42
Boron, dissolved	EPA 6020B	**0.109**		mg/L	0.0154	0.0200	1	10/06/25 22:14	10/06/25 08:40
Cadmium	EPA 6020B	ND	U	mg/L	0.000140	0.00199	1	10/07/25 01:19	10/06/25 11:42
Cadmium, dissolved	EPA 6020B	ND	U	mg/L	0.000140	0.00199	1	10/06/25 22:14	10/06/25 08:40
Calcium	EPA 6020B	**174**		mg/L	0.221	0.500	1	10/07/25 01:19	10/06/25 11:42
Calcium, dissolved	EPA 6020B	**184**		mg/L	0.221	0.500	1	10/06/25 22:14	10/06/25 08:40
Chromium	EPA 6020B	ND	U	mg/L	0.000610	0.00499	1	10/07/25 01:19	10/06/25 11:42
Chromium, dissolved	EPA 6020B	ND	U	mg/L	0.000610	0.00499	1	10/06/25 22:14	10/06/25 08:40
Cobalt	EPA 6020B	ND	U	mg/L	0.000270	0.00499	1	10/07/25 01:19	10/06/25 11:42
Cobalt, dissolved	EPA 6020B	ND	U	mg/L	0.000270	0.00499	1	10/06/25 22:14	10/06/25 08:40
Lead	EPA 6020B	ND	U	mg/L	0.000220	0.00499	1	10/07/25 01:19	10/06/25 11:42

Analytical Report

Client:	Field & Technical Services, LLC	**Work Order:**	HN2514590
Project:	341-963 Sammis	**Date Collected:**	10/02/25 09:30
Matrix:	GROUNDWATER	**Date Received:**	10/03/25 10:00

CLIENT ID: SMMS-M-99B-100225 **Lab ID: HN2514590-012**

Analyte	Method	Results	Qual	Units	MDL	MRL	Dilution Factor	Date Analyzed	Date Extracted
Lead, dissolved	EPA 6020B	ND	U	mg/L	0.000220	0.00499	1	10/06/25 22:14	10/06/25 08:40
Lithium	EPA 6020B	**0.0135**		mg/L	0.00170	0.01000	1	10/07/25 01:19	10/06/25 11:42
Lithium, dissolved	EPA 6020B	**0.0149**		mg/L	0.00170	0.01000	1	10/06/25 22:14	10/06/25 08:40
Molybdenum	EPA 6020B	**0.00249**	J	mg/L	0.000330	0.00499	1	10/07/25 01:19	10/06/25 11:42
Molybdenum, dissolved	EPA 6020B	**0.00258**	J	mg/L	0.000330	0.00499	1	10/06/25 22:14	10/06/25 08:40
Selenium	EPA 6020B	ND	U	mg/L	0.000480	0.00499	1	10/07/25 01:19	10/06/25 11:42
Selenium, dissolved	EPA 6020B	ND	U	mg/L	0.000480	0.00499	1	10/06/25 22:14	10/06/25 08:40
Thallium	EPA 6020B	ND	U	mg/L	0.000150	0.00499	1	10/07/25 01:19	10/06/25 11:42
Thallium, dissolved	EPA 6020B	ND	U	mg/L	0.000150	0.00499	1	10/06/25 22:14	10/06/25 08:40
Mercury	EPA 7470A	ND	U	mg/L	0.000160	0.000200	1	10/06/25 16:40	10/06/25 14:23
Mercury, dissolved	EPA 7470A	ND	U	mg/L	0.000160	0.000200	1	10/06/25 16:05	10/06/25 14:18

QA/QC Report

Client:	Field & Technical Services, LLC	**Work Order:**	HN2514590
Project:	341-963 Sammis	**Date Collected:**	NA
Matrix:	WATER	**Date Received:**	NA
QC Lot:	2257657	**Run ID:**	3567607

General Chemistry Parameters

MB **CLIENT ID: Method Blank** **Lab ID: QC-2257657-001**

Method: SM 2540 C-2020 **Dilution:** 1 **Analysis Date:** 10/07/25 12:59
Prep Date: 10/05/25 15:10

Analyte	Result	Units	MDL	MRL	Spike Amount	Spike Ref. Amount	% Rec	% Rec Limits	RPD	RPD Limit	Qual
Residue-filterable (TDS)	ND	mg/L	22.1	30.0							U

LCS **CLIENT ID: Laboratory Control Sample** **Lab ID: QC-2257657-002**

Method: SM 2540 C-2020 **Dilution:** 1 **Analysis Date:** 10/07/25 12:59
Prep Date: 10/05/25 15:10

Analyte	Result	Units	MDL	MRL	Spike Amount	Spike Ref. Amount	% Rec	% Rec Limits	RPD	RPD Limit	Qual
Residue-filterable (TDS)	478	mg/L	22.1	30.0	495		96.6	85-109			

DUP **CLIENT ID: SMMS-MW-6-100225** **Lab ID: QC-2257657-004**

Method: SM 2540 C-2020 **Dilution:** 1 **Analysis Date:** 10/07/25 12:59
Prep Date: 10/05/25 15:10

Analyte	Result	Units	MDL	MRL	Spike Amount	Spike Ref. Amount	% Rec	% Rec Limits	RPD	RPD Limit	Qual
Residue-filterable (TDS)	367	mg/L	36.9	50.0		347			5.61	10	

DUP **CLIENT ID: SMMS-M-99B-100225** **Lab ID: QC-2257657-015**

Method: SM 2540 C-2020 **Dilution:** 1 **Analysis Date:** 10/07/25 12:59
Prep Date: 10/05/25 15:10

Analyte	Result	Units	MDL	MRL	Spike Amount	Spike Ref. Amount	% Rec	% Rec Limits	RPD	RPD Limit	Qual
Residue-filterable (TDS)	897	mg/L	36.9	50.0		867			3.40	10	

The following samples were analyzed in this batch: HN2514590-001, HN2514590-002, HN2514590-003, HN2514590-004, HN2514590-005, HN2514590-006, HN2514590-007, HN2514590-008, HN2514590-009, HN2514590-010, HN2514590-011, HN2514590-012

QA/QC Report

Client:	Field & Technical Services, LLC	**Work Order:**	HN2514590
Project:	341-963 Sammis	**Date Collected:**	NA
Matrix:	WATER	**Date Received:**	NA
QC Lot:	2260129	**Run ID:**	3562755

General Chemistry Parameters

MB | **CLIENT ID: Method Blank** | **Lab ID: QC-2260129-001**

Method: SM 2320 B-2021 **Dilution:** 1 **Analysis Date:** 10/06/25 10:59
Prep Date: 10/06/25 11:07

Analyte	Result	Units	MDL	MRL	Spike Amount	Spike Ref. Amount	% Rec	% Rec Limits	RPD	RPD Limit	Qual
Alkalinity as CaCO3	1.61	mg/L	1.43	2.00							J

LCS | **CLIENT ID: Laboratory Control Sample** | **Lab ID: QC-2260129-002**

Method: SM 2320 B-2021 **Dilution:** 1 **Analysis Date:** 10/06/25 10:56
Prep Date: 10/06/25 11:07

Analyte	Result	Units	MDL	MRL	Spike Amount	Spike Ref. Amount	% Rec	% Rec Limits	RPD	RPD Limit	Qual
Alkalinity as CaCO3	964	mg/L		2.00	1000		96.4	90-110			

DUP | **CLIENT ID: Batch QC** | **Lab ID: QC-2260129-004**

Method: SM 2320 B-2021 **Dilution:** 1 **Analysis Date:** 10/06/25 11:43
Prep Date: 10/06/25 11:07

Analyte	Result	Units	MDL	MRL	Spike Amount	Spike Ref. Amount	% Rec	% Rec Limits	RPD	RPD Limit	Qual
Alkalinity as CaCO3	300	mg/L	1.43	2.00		304			1.23	10	

DUP | **CLIENT ID: Batch QC** | **Lab ID: QC-2260129-015**

Method: SM 2320 B-2021 **Dilution:** 1 **Analysis Date:** 10/06/25 12:22
Prep Date: 10/06/25 11:07

Analyte	Result	Units	MDL	MRL	Spike Amount	Spike Ref. Amount	% Rec	% Rec Limits	RPD	RPD Limit	Qual
Alkalinity as CaCO3	24.3	mg/L	1.43	2.00		25.1			3.24	10	

The following samples were analyzed in this batch: HN2514590-001, HN2514590-002, HN2514590-003, HN2514590-004, HN2514590-005, HN2514590-006, HN2514590-007

QA/QC Report

Client:	Field & Technical Services, LLC	**Work Order:**	HN2514590
Project:	341-963 Sammis	**Date Collected:**	NA
Matrix:	WATER	**Date Received:**	NA
QC Lot:	2262475	**Run ID:**	3566911

General Chemistry Parameters

MB | **CLIENT ID: Method Blank** | **Lab ID: QC-2262475-001**

Method: SM 2320 B-2021 **Dilution:** 1 **Analysis Date:** 10/07/25 13:09
Prep Date: 10/07/25 12:55

Analyte	Result	Units	MDL	MRL	Spike Amount	Spike Ref. Amount	% Rec	% Rec Limits	RPD	RPD Limit	Qual
Alkalinity as CaCO3	ND	mg/L	1.43	2.00							U

LCS | **CLIENT ID: Laboratory Control Sample** | **Lab ID: QC-2262475-002**

Method: SM 2320 B-2021 **Dilution:** 1 **Analysis Date:** 10/07/25 13:04
Prep Date: 10/07/25 12:55

Analyte	Result	Units	MDL	MRL	Spike Amount	Spike Ref. Amount	% Rec	% Rec Limits	RPD	RPD Limit	Qual
Alkalinity as CaCO3	902	mg/L		2.00	1000		90.2	90-110			

DUP | **CLIENT ID: SMMS-FB-01-100225** | **Lab ID: QC-2262475-004**

Method: SM 2320 B-2021 **Dilution:** 1 **Analysis Date:** 10/07/25 13:27
Prep Date: 10/07/25 12:55

Analyte	Result	Units	MDL	MRL	Spike Amount	Spike Ref. Amount	% Rec	% Rec Limits	RPD	RPD Limit	Qual
Alkalinity as CaCO3	ND	mg/L	1.43	2.00		<1.43			NC		U

DUP | **CLIENT ID: Batch QC** | **Lab ID: QC-2262475-015**

Method: SM 2320 B-2021 **Dilution:** 1 **Analysis Date:** 10/07/25 14:06
Prep Date: 10/07/25 12:55

Analyte	Result	Units	MDL	MRL	Spike Amount	Spike Ref. Amount	% Rec	% Rec Limits	RPD	RPD Limit	Qual
Alkalinity as CaCO3	336	mg/L	1.43	2.00		335			0.542	10	

The following samples were analyzed in this batch: HN2514590-008, HN2514590-009, HN2514590-010, HN2514590-011, HN2514590-012

QA/QC Report

Client:	Field & Technical Services, LLC	**Work Order:**	HN2514590
Project:	341-963 Sammis	**Date Collected:**	NA
Matrix:	WATER	**Date Received:**	NA
QC Lot:	2262510	**Run ID:**	3570255

General Chemistry Parameters

MB **CLIENT ID: Method Blank** **Lab ID: QC-2262510-001**

Method: EPA 9056A **Dilution:** 1 **Analysis Date:** 10/08/25 11:26

Prep Date: 10/07/25 16:46

Analyte	Result	Units	MDL	MRL	Spike Amount	Spike Ref. Amount	% Rec	% Rec Limits	RPD	RPD Limit	Qual
Chloride	ND	mg/L	0.310	1.00							U
Fluoride	ND	mg/L	0.0670	0.100							U
Sulfate	ND	mg/L	0.190	1.00							U

LCS **CLIENT ID: Laboratory Control Sample** **Lab ID: QC-2262510-002**

Method: EPA 9056A **Dilution:** 1 **Analysis Date:** 10/08/25 11:26

Prep Date: 10/07/25 16:46

Analyte	Result	Units	MDL	MRL	Spike Amount	Spike Ref. Amount	% Rec	% Rec Limits	RPD	RPD Limit	Qual
Chloride	9.65	mg/L	0.310	1.00	10		96.5	88-110			
Fluoride	2.41	mg/L	0.0670	0.100	2		120	86-121			
Sulfate	10.9	mg/L	0.190	1.00	10		109	90-110			

MS **CLIENT ID: Batch QC** **Lab ID: QC-2262510-004**

Method: EPA 9056A **Dilution:** 10 **Analysis Date:** 10/07/25 17:39

Prep Date: 10/07/25 16:46

Analyte	Result	Units	MDL	MRL	Spike Amount	Spike Ref. Amount	% Rec	% Rec Limits	RPD	RPD Limit	Qual
Chloride	211	mg/L	3.10	10.0	100	126	85.0	88-110			ES
Fluoride	20.7	mg/L	0.670	1.00	20	ND	104	86-121			
Sulfate	137	mg/L	1.90	10.0	100	43.4	93.6	90-110			

MSD **CLIENT ID: Batch QC** **Lab ID: QC-2262510-005**

Method: EPA 9056A **Dilution:** 10 **Analysis Date:** 10/07/25 17:49

Prep Date: 10/07/25 16:46

Analyte	Result	Units	MDL	MRL	Spike Amount	Spike Ref. Amount	% Rec	% Rec Limits	RPD	RPD Limit	Qual
Chloride	211	mg/L	3.10	10.0	100	126	84.7	88-110	0.141	15	ES
Fluoride	20.8	mg/L	0.670	1.00	20	ND	104	86-121	0.313	15	
Sulfate	137	mg/L	1.90	10.0	100	43.4	93.3	90-110	0.239	15	

The following samples were analyzed in this batch: HN2514590-001, HN2514590-002

QA/QC Report

Client:	Field & Technical Services, LLC	**Work Order:**	HN2514590
Project:	341-963 Sammis	**Date Collected:**	NA
Matrix:	WATER	**Date Received:**	NA
QC Lot:	2265486	**Run ID:**	3574080

General Chemistry Parameters

MB **CLIENT ID: Method Blank** **Lab ID: QC-2265486-001**

Method: EPA 9056A **Dilution:** 1 **Analysis Date:** 10/08/25 17:47

Prep Date: 10/08/25 15:35

Analyte	Result	Units	MDL	MRL	Spike Amount	Spike Ref. Amount	% Rec	% Rec Limits	RPD	RPD Limit	Qual
Chloride	ND	mg/L	0.310	1.00							U
Fluoride	ND	mg/L	0.0670	0.100							U
Sulfate	ND	mg/L	0.190	1.00							U

LCS **CLIENT ID: Laboratory Control Sample** **Lab ID: QC-2265486-002**

Method: EPA 9056A **Dilution:** 1 **Analysis Date:** 10/08/25 17:37

Prep Date: 10/08/25 15:35

Analyte	Result	Units	MDL	MRL	Spike Amount	Spike Ref. Amount	% Rec	% Rec Limits	RPD	RPD Limit	Qual
Chloride	9.52	mg/L	0.310	1.00	10		95.2	88-110			
Fluoride	2.36	mg/L	0.0670	0.100	2		118	86-121			
Sulfate	10.3	mg/L	0.190	1.00	10		103	90-110			

MS **CLIENT ID: Batch QC** **Lab ID: QC-2265486-004**

Method: EPA 9056A **Dilution:** 16 **Analysis Date:** 10/08/25 18:06

Prep Date: 10/08/25 15:35

Analyte	Result	Units	MDL	MRL	Spike Amount	Spike Ref. Amount	% Rec	% Rec Limits	RPD	RPD Limit	Qual
Sulfate	270	mg/L	3.04	16.0	160	117	95.8	90-110			

MSD **CLIENT ID: Batch QC** **Lab ID: QC-2265486-005**

Method: EPA 9056A **Dilution:** 16 **Analysis Date:** 10/08/25 18:16

Prep Date: 10/08/25 15:35

Analyte	Result	Units	MDL	MRL	Spike Amount	Spike Ref. Amount	% Rec	% Rec Limits	RPD	RPD Limit	Qual
Sulfate	269	mg/L	3.04	16.0	160	117	94.7	90-110	0.633	15	

The following samples were analyzed in this batch: HN2514590-001, HN2514590-002

QA/QC Report

Client:	Field & Technical Services, LLC	**Work Order:**	HN2514590
Project:	341-963 Sammis	**Date Collected:**	NA
Matrix:	WATER	**Date Received:**	NA
QC Lot:	2268045	**Run ID:**	3578165

General Chemistry Parameters

MB **CLIENT ID: Method Blank** **Lab ID: QC-2268045-001**

Method: EPA 9056A **Dilution:** 1 **Analysis Date:** 10/09/25 18:30

Prep Date: 10/09/25 16:28

Analyte	Result	Units	MDL	MRL	Spike Amount	Spike Ref. Amount	% Rec	% Rec Limits	RPD	RPD Limit	Qual
Chloride	ND	mg/L	0.310	1.00							U
Fluoride	ND	mg/L	0.0670	0.100							U
Sulfate	ND	mg/L	0.190	1.00							U

LCS **CLIENT ID: Laboratory Control Sample** **Lab ID: QC-2268045-002**

Method: EPA 9056A **Dilution:** 1 **Analysis Date:** 10/09/25 18:21

Prep Date: 10/09/25 16:28

Analyte	Result	Units	MDL	MRL	Spike Amount	Spike Ref. Amount	% Rec	% Rec Limits	RPD	RPD Limit	Qual
Chloride	9.74	mg/L	0.310	1.00	10		97.4	88-110			
Fluoride	2.28	mg/L	0.0670	0.100	2		114	86-121			
Sulfate	10.2	mg/L	0.190	1.00	10		102	90-110			

MS **CLIENT ID: SMMS-P-1-100225** **Lab ID: QC-2268045-004**

Method: EPA 9056A **Dilution:** 16 **Analysis Date:** 10/09/25 18:50

Prep Date: 10/09/25 16:28

Analyte	Result	Units	MDL	MRL	Spike Amount	Spike Ref. Amount	% Rec	% Rec Limits	RPD	RPD Limit	Qual
Chloride	216	mg/L	4.96	16.0	160	60.4	97.5	88-110			
Sulfate	389	mg/L	3.04	16.0	160	209	112	90-110			ES

MSD **CLIENT ID: SMMS-P-1-100225** **Lab ID: QC-2268045-005**

Method: EPA 9056A **Dilution:** 16 **Analysis Date:** 10/09/25 19:00

Prep Date: 10/09/25 16:28

Analyte	Result	Units	MDL	MRL	Spike Amount	Spike Ref. Amount	% Rec	% Rec Limits	RPD	RPD Limit	Qual
Chloride	217	mg/L	4.96	16.0	160	60.4	97.6	88-110	0.102	15	
Sulfate	389	mg/L	3.04	16.0	160	209	112	90-110	0.115	15	ES

The following samples were analyzed in this batch: HN2514590-003, HN2514590-004, HN2514590-005, HN2514590-006, HN2514590-007, HN2514590-008, HN2514590-009, HN2514590-010, HN2514590-011, HN2514590-012

QA/QC Report

Client:	Field & Technical Services, LLC	**Work Order:**	HN2514590
Project:	341-963 Sammis	**Date Collected:**	10/02/25 10:05
Matrix:	GROUNDWATER	**Date Received:**	10/03/25 10:00
QC Lot:	2268045	**Run ID:**	3584059

General Chemistry Parameters

MS **CLIENT ID: SMMS-P-1-100225** **Lab ID: QC-2268045-004**

Method: EPA 9056A **Dilution:** 4 **Analysis Date:** 10/10/25 21:13

Prep Date: 10/10/25 17:04

Analyte	Result	Units	MDL	MRL	Spike Amount	Spike Ref. Amount	% Rec	% Rec Limits	RPD	RPD Limit	Qual
Fluoride	6.78	mg/L	0.268	0.400	8	ND	84.8	86-121			S

MSD **CLIENT ID: SMMS-P-1-100225** **Lab ID: QC-2268045-005**

Method: EPA 9056A **Dilution:** 4 **Analysis Date:** 10/10/25 21:23

Prep Date: 10/10/25 17:04

Analyte	Result	Units	MDL	MRL	Spike Amount	Spike Ref. Amount	% Rec	% Rec Limits	RPD	RPD Limit	Qual
Fluoride	6.84	mg/L	0.268	0.400	8	ND	85.5	86-121	0.810	15	S

The following samples were analyzed in this batch: HN2514590-003, HN2514590-004, HN2514590-005, HN2514590-006, HN2514590-007, HN2514590-008, HN2514590-009, HN2514590-010, HN2514590-011, HN2514590-012

QA/QC Report

Client:	Field & Technical Services, LLC	**Work Order:**	HN2514590
Project:	341-963 Sammis	**Date Collected:**	NA
Matrix:	WATER	**Date Received:**	NA
QC Lot:	2270769	**Run ID:**	3584059

General Chemistry Parameters

MB **CLIENT ID: Method Blank** **Lab ID: QC-2270769-001**

Method: EPA 9056A **Dilution:** 1 **Analysis Date:** 10/10/25 20:54

Prep Date: 10/10/25 17:04

Analyte	Result	Units	MDL	MRL	Spike Amount	Spike Ref. Amount	% Rec	% Rec Limits	RPD	RPD Limit	Qual
Chloride	ND	mg/L	0.310	1.00							U
Fluoride	ND	mg/L	0.0670	0.100							U
Sulfate	ND	mg/L	0.190	1.00							U

LCS **CLIENT ID: Laboratory Control Sample** **Lab ID: QC-2270769-002**

Method: EPA 9056A **Dilution:** 1 **Analysis Date:** 10/10/25 20:44

Prep Date: 10/10/25 17:04

Analyte	Result	Units	MDL	MRL	Spike Amount	Spike Ref. Amount	% Rec	% Rec Limits	RPD	RPD Limit	Qual
Chloride	9.67	mg/L	0.310	1.00	10		96.7	88-110			
Fluoride	2.08	mg/L	0.0670	0.100	2		104	86-121			
Sulfate	9.98	mg/L	0.190	1.00	10		99.8	90-110			

The following samples were analyzed in this batch: HN2514590-003, HN2514590-004, HN2514590-005, HN2514590-006, HN2514590-007, HN2514590-008, HN2514590-009, HN2514590-010, HN2514590-011, HN2514590-012

QA/QC Report

Client:	Field & Technical Services, LLC	**Work Order:**	HN2514590
Project:	341-963 Sammis	**Date Collected:**	NA
Matrix:	WATER	**Date Received:**	NA
QC Lot:	2273616	**Run ID:**	3585207

General Chemistry Parameters

MB **CLIENT ID: Method Blank** **Lab ID: QC-2273616-001**

Method: EPA 9056A **Dilution:** 1 **Analysis Date:** 10/14/25 09:41

Prep Date: 10/13/25 15:07

Analyte	Result	Units	MDL	MRL	Spike Amount	Spike Ref. Amount	% Rec	% Rec Limits	RPD	RPD Limit	Qual
Chloride	ND	mg/L	0.310	1.00							U
Fluoride	ND	mg/L	0.0670	0.100							U
Sulfate	ND	mg/L	0.190	1.00							U

LCS **CLIENT ID: Laboratory Control Sample** **Lab ID: QC-2273616-002**

Method: EPA 9056A **Dilution:** 1 **Analysis Date:** 10/14/25 09:41

Prep Date: 10/13/25 15:07

Analyte	Result	Units	MDL	MRL	Spike Amount	Spike Ref. Amount	% Rec	% Rec Limits	RPD	RPD Limit	Qual
Chloride	9.13	mg/L	0.310	1.00	10		91.3	88-110			
Fluoride	1.77	mg/L	0.0670	0.100	2		88.7	86-121			
Sulfate	8.88	mg/L	0.190	1.00	10		88.8	90-110			S

The following samples were analyzed in this batch: HN2514590-007

QA/QC Report

Client:	Field & Technical Services, LLC	**Work Order:**	HN2514590
Project:	341-963 Sammis	**Date Collected:**	10/02/25 09:05
Matrix:	GROUNDWATER	**Date Received:**	10/03/25 10:00
QC Lot:	2273616	**Run ID:**	3588896

General Chemistry Parameters

MS | **CLIENT ID: SMMS-MW-14S-100225** | **Lab ID: QC-2273616-004**

Method: EPA 9056A **Dilution:** 16 **Analysis Date:** 10/14/25 16:47

Prep Date: 10/14/25 12:10

Analyte	Result	Units	MDL	MRL	Spike Amount	Spike Ref. Amount	% Rec	% Rec Limits	RPD	RPD Limit	Qual
Sulfate	270	mg/L	3.04	16.0	160	112	98.8	90-110			

MSD | **CLIENT ID: SMMS-MW-14S-100225** | **Lab ID: QC-2273616-005**

Method: EPA 9056A **Dilution:** 16 **Analysis Date:** 10/14/25 16:57

Prep Date: 10/14/25 12:10

Analyte	Result	Units	MDL	MRL	Spike Amount	Spike Ref. Amount	% Rec	% Rec Limits	RPD	RPD Limit	Qual
Sulfate	266	mg/L	3.04	16.0	160	112	96.6	90-110	1.38	15	

The following samples were analyzed in this batch: HN2514590-007

QA/QC Report

Client:	Field & Technical Services, LLC	**Work Order:**	HN2514590
Project:	341-963 Sammis	**Date Collected:**	NA
Matrix:	WATER	**Date Received:**	NA
QC Lot:	2274646	**Run ID:**	3588896

General Chemistry Parameters

MB **CLIENT ID: Method Blank** **Lab ID: QC-2274646-001**

Method: EPA 9056A **Dilution:** 1 **Analysis Date:** 10/14/25 16:27

Prep Date: 10/14/25 12:10

Analyte	Result	Units	MDL	MRL	Spike Amount	Spike Ref. Amount	% Rec	% Rec Limits	RPD	RPD Limit	Qual
Chloride	ND	mg/L	0.310	1.00							U
Fluoride	ND	mg/L	0.0670	0.100							U
Sulfate	ND	mg/L	0.190	1.00							U

LCS **CLIENT ID: Laboratory Control Sample** **Lab ID: QC-2274646-002**

Method: EPA 9056A **Dilution:** 1 **Analysis Date:** 10/14/25 16:18

Prep Date: 10/14/25 12:10

Analyte	Result	Units	MDL	MRL	Spike Amount	Spike Ref. Amount	% Rec	% Rec Limits	RPD	RPD Limit	Qual
Chloride	9.49	mg/L	0.310	1.00	10		94.9	88-110			
Fluoride	2.22	mg/L	0.0670	0.100	2		111	86-121			
Sulfate	10.4	mg/L	0.190	1.00	10		104	90-110			

The following samples were analyzed in this batch: HN2514590-007

QA/QC Report

Client:	Field & Technical Services, LLC	**Work Order:**	HN2514590
Project:	341-963 Sammis	**Date Collected:**	NA
Matrix:	WATER	**Date Received:**	NA
QC Lot:	2257283	**Run ID:**	3563636

Metals

MB | **CLIENT ID: Method Blank** | **Lab ID: QC-2257283-001**

Method: EPA 6020B **Dilution:** 1 **Analysis Date:** 10/06/25 23:18

Prep Date: 10/06/25 08:37

Analyte	Result	Units	MDL	MRL	Spike Amount	Spike Ref. Amount	% Rec	% Rec Limits	RPD	RPD Limit	Qual
Antimony	ND	mg/L	0.000420	0.00500							U
Barium	ND	mg/L	0.000570	0.00500							U
Beryllium	ND	mg/L	0.000130	0.00200							U
Cadmium	ND	mg/L	0.000140	0.00200							U
Calcium	0.275	mg/L	0.221	0.500							J
Lead	ND	mg/L	0.000220	0.00500							U
Lithium	0.00305	mg/L	0.00170	0.0100							J
Molybdenum	ND	mg/L	0.000330	0.00500							U
Selenium	0.00394	mg/L	0.000480	0.00500							J

LCS | **CLIENT ID: Laboratory Control Sample** | **Lab ID: QC-2257283-002**

Method: EPA 6020B **Dilution:** 1 **Analysis Date:** 10/06/25 23:20

Prep Date: 10/06/25 08:37

Analyte	Result	Units	MDL	MRL	Spike Amount	Spike Ref. Amount	% Rec	% Rec Limits	RPD	RPD Limit	Qual
Antimony	0.0956	mg/L	0.000420	0.00500	0.1		95.6	80-120			
Barium	0.0934	mg/L	0.000570	0.00500	0.1		93.4	80-120			
Beryllium	0.0961	mg/L	0.000130	0.00200	0.1		96.1	80-120			
Cadmium	0.0936	mg/L	0.000140	0.00200	0.1		93.6	80-120			
Calcium	9.65	mg/L	0.221	0.500	10		96.5	80-120			
Lead	0.0912	mg/L	0.000220	0.00500	0.1		91.2	80-120			
Lithium	0.0996	mg/L	0.00170	0.0100	0.1		99.6	80-120			
Molybdenum	0.0865	mg/L	0.000330	0.00500	0.1		86.5	80-120			
Selenium	0.0953	mg/L	0.000480	0.00500	0.1		95.3	80-120			

MS | **CLIENT ID: Batch QC** | **Lab ID: QC-2257283-004**

Method: EPA 6020B **Dilution:** 1 **Analysis Date:** 10/06/25 23:24

Prep Date: 10/06/25 08:37

Analyte	Result	Units	MDL	MRL	Spike Amount	Spike Ref. Amount	% Rec	% Rec Limits	RPD	RPD Limit	Qual
Antimony	0.106	mg/L	0.000420	0.00499	0.1	0.00611	100	75-125			
Barium	0.172	mg/L	0.000570	0.00499	0.1	0.0768	95.7	75-125			
Beryllium	0.0980	mg/L	0.000130	0.00199	0.1	ND	98.0	75-125			
Cadmium	0.0962	mg/L	0.000140	0.00199	0.1	ND	96.2	75-125			
Calcium	99.2	mg/L	0.221	0.500	10	94.1	NC	75-125			O
Lead	0.0909	mg/L	0.000220	0.00499	0.1	0.000569	90.3	75-125			
Lithium	0.104	mg/L	0.00170	0.01000	0.1	0.00489	99.6	75-125			
Molybdenum	0.0973	mg/L	0.000330	0.00499	0.1	0.00180	95.5	75-125			
Selenium	0.101	mg/L	0.000480	0.00499	0.1	0.00202	98.8	75-125			

QA/QC Report

Client:	Field & Technical Services, LLC	**Work Order:**	HN2514590
Project:	341-963 Sammis	**Date Collected:**	NA
Matrix:	WATER	**Date Received:**	NA
QC Lot:	2257283	**Run ID:**	3563636

MSD | **CLIENT ID: Batch QC** | **Lab ID: QC-2257283-005**

Method: EPA 6020B **Dilution:** 1 **Analysis Date:** 10/06/25 23:26

Prep Date: 10/06/25 08:37

Analyte	Result	Units	MDL	MRL	Spike Amount	Spike Ref. Amount	% Rec	% Rec Limits	RPD	RPD Limit	Qual
Antimony	0.104	mg/L	0.000420	0.00500	0.1	0.00611	98.1	75-125	2.23	20	
Barium	0.169	mg/L	0.000570	0.00500	0.1	0.0768	92.6	75-125	1.81	20	
Beryllium	0.0968	mg/L	0.000130	0.00200	0.1	ND	96.8	75-125	1.20	20	
Cadmium	0.0961	mg/L	0.000140	0.00200	0.1	ND	96.1	75-125	0.182	20	
Calcium	98.4	mg/L	0.221	0.500	10	94.1	NC	75-125	0.872	20	O
Lead	0.0922	mg/L	0.000220	0.00500	0.1	0.000569	91.7	75-125	1.47	20	
Lithium	0.103	mg/L	0.00170	0.0100	0.1	0.00489	98.3	75-125	1.28	20	
Molybdenum	0.0970	mg/L	0.000330	0.00500	0.1	0.00180	95.2	75-125	0.226	20	
Selenium	0.0961	mg/L	0.000480	0.00500	0.1	0.00202	94.0	75-125	4.86	20	

The following samples were analyzed in this batch: HN2514590-001, HN2514590-002, HN2514590-003, HN2514590-004, HN2514590-005, HN2514590-006, HN2514590-007, HN2514590-008

QA/QC Report

Client:	Field & Technical Services, LLC	**Work Order:**	HN2514590
Project:	341-963 Sammis	**Date Collected:**	NA
Matrix:	WATER	**Date Received:**	NA
QC Lot:	2257283	**Run ID:**	3566936

Metals

MB | **CLIENT ID: Method Blank** | **Lab ID: QC-2257283-001**

Method: EPA 6020B **Dilution:** 1 **Analysis Date:** 10/07/25 16:51
Prep Date: 10/06/25 08:37

Analyte	Result	Units	MDL	MRL	Spike Amount	Spike Ref. Amount	% Rec	% Rec Limits	RPD	RPD Limit	Qual
Arsenic	ND	mg/L	0.000190	0.00500							U
Chromium	ND	mg/L	0.000610	0.00500							U
Cobalt	ND	mg/L	0.000270	0.00500							U
Thallium	ND	mg/L	0.000150	0.00500							U

LCS | **CLIENT ID: Laboratory Control Sample** | **Lab ID: QC-2257283-002**

Method: EPA 6020B **Dilution:** 1 **Analysis Date:** 10/07/25 16:53
Prep Date: 10/06/25 08:37

Analyte	Result	Units	MDL	MRL	Spike Amount	Spike Ref. Amount	% Rec	% Rec Limits	RPD	RPD Limit	Qual
Thallium	0.0913	mg/L	0.000150	0.00500	0.1		91.3	80-120			

MS | **CLIENT ID: Batch QC** | **Lab ID: QC-2257283-004**

Method: EPA 6020B **Dilution:** 1 **Analysis Date:** 10/07/25 17:00
Prep Date: 10/06/25 08:37

Analyte	Result	Units	MDL	MRL	Spike Amount	Spike Ref. Amount	% Rec	% Rec Limits	RPD	RPD Limit	Qual
Arsenic	0.104	mg/L	0.000190	0.00499	0.1	0.000454	104	75-125			
Chromium	0.106	mg/L	0.000610	0.00499	0.1	ND	105	75-125			
Cobalt	0.102	mg/L	0.000270	0.00499	0.1	ND	102	75-125			
Thallium	0.0970	mg/L	0.000150	0.00499	0.1	ND	97.0	75-125			

MSD | **CLIENT ID: Batch QC** | **Lab ID: QC-2257283-005**

Method: EPA 6020B **Dilution:** 1 **Analysis Date:** 10/07/25 17:01
Prep Date: 10/06/25 08:37

Analyte	Result	Units	MDL	MRL	Spike Amount	Spike Ref. Amount	% Rec	% Rec Limits	RPD	RPD Limit	Qual
Arsenic	0.104	mg/L	0.000190	0.00500	0.1	0.000454	104	75-125	0.0926	20	
Chromium	0.105	mg/L	0.000610	0.00500	0.1	ND	104	75-125	0.807	20	
Cobalt	0.102	mg/L	0.000270	0.00500	0.1	ND	101	75-125	0.522	20	
Thallium	0.0976	mg/L	0.000150	0.00500	0.1	ND	97.5	75-125	0.557	20	

The following samples were analyzed in this batch: HN2514590-001, HN2514590-002, HN2514590-003, HN2514590-004, HN2514590-005, HN2514590-006, HN2514590-007, HN2514590-008, HN2514590-009, HN2514590-010, HN2514590-011, HN2514590-012

QA/QC Report

Client:	Field & Technical Services, LLC	**Work Order:**	HN2514590
Project:	341-963 Sammis	**Date Collected:**	NA
Matrix:	WATER	**Date Received:**	NA
QC Lot:	2257283	**Run ID:**	3570456

Metals

MB | **CLIENT ID: Method Blank** | **Lab ID: QC-2257283-001**

Method: EPA 6020B **Dilution:** 1 **Analysis Date:** 10/08/25 13:51
Prep Date: 10/06/25 08:37

Analyte	Result	Units	MDL	MRL	Spike Amount	Spike Ref. Amount	% Rec	% Rec Limits	RPD	RPD Limit	Qual
Boron	ND	mg/L	0.0154	0.0200							U

LCS | **CLIENT ID: Laboratory Control Sample** | **Lab ID: QC-2257283-002**

Method: EPA 6020B **Dilution:** 1 **Analysis Date:** 10/08/25 13:53
Prep Date: 10/06/25 08:37

Analyte	Result	Units	MDL	MRL	Spike Amount	Spike Ref. Amount	% Rec	% Rec Limits	RPD	RPD Limit	Qual
Arsenic	0.0991	mg/L	0.000190	0.00500	0.1		99.1	80-120			
Boron	0.495	mg/L	0.0154	0.0200	0.5		99.0	80-120			
Chromium	0.104	mg/L	0.000610	0.00500	0.1		104	80-120			
Cobalt	0.102	mg/L	0.000270	0.00500	0.1		102	80-120			

MS | **CLIENT ID: Batch QC** | **Lab ID: QC-2257283-004**

Method: EPA 6020B **Dilution:** 1 **Analysis Date:** 10/08/25 13:56
Prep Date: 10/06/25 08:37

Analyte	Result	Units	MDL	MRL	Spike Amount	Spike Ref. Amount	% Rec	% Rec Limits	RPD	RPD Limit	Qual
Boron	0.573	mg/L	0.0154	0.0200	0.5	0.0653	102	75-125			

MSD | **CLIENT ID: Batch QC** | **Lab ID: QC-2257283-005**

Method: EPA 6020B **Dilution:** 1 **Analysis Date:** 10/08/25 13:58
Prep Date: 10/06/25 08:37

Analyte	Result	Units	MDL	MRL	Spike Amount	Spike Ref. Amount	% Rec	% Rec Limits	RPD	RPD Limit	Qual
Boron	0.579	mg/L	0.0154	0.0200	0.5	0.0653	103	75-125	0.929	20	

The following samples were analyzed in this batch: HN2514590-001, HN2514590-002, HN2514590-003, HN2514590-004, HN2514590-005, HN2514590-006, HN2514590-007, HN2514590-008

QA/QC Report

Client:	Field & Technical Services, LLC	**Work Order:**	HN2514590
Project:	341-963 Sammis	**Date Collected:**	NA
Matrix:	WATER	**Date Received:**	NA
QC Lot:	2257285	**Run ID:**	3563617

Metals

MB | **CLIENT ID: Method Blank** | **Lab ID: QC-2257285-001**

Method: EPA 6020B **Dilution:** 1 **Analysis Date:** 10/06/25 21:22

Prep Date: 10/06/25 08:41

Analyte	Result	Units	MDL	MRL	Spike Amount	Spike Ref. Amount	% Rec	% Rec Limits	RPD	RPD Limit	Qual
Antimony, dissolved	ND	mg/L	0.000420	0.00500							U
Arsenic, dissolved	ND	mg/L	0.000190	0.00500							U
Barium, dissolved	ND	mg/L	0.000570	0.00500							U
Beryllium, dissolved	ND	mg/L	0.000130	0.00200							U
Boron, dissolved	ND	mg/L	0.0154	0.0200							U
Cadmium, dissolved	ND	mg/L	0.000140	0.00200							U
Calcium, dissolved	ND	mg/L	0.221	0.500							U
Chromium, dissolved	ND	mg/L	0.000610	0.00500							U
Cobalt, dissolved	ND	mg/L	0.000270	0.00500							U
Lead, dissolved	ND	mg/L	0.000220	0.00500							U
Lithium, dissolved	ND	mg/L	0.00170	0.0100							U
Molybdenum, dissolved	ND	mg/L	0.000330	0.00500							U
Selenium, dissolved	ND	mg/L	0.000480	0.00500							U
Thallium, dissolved	ND	mg/L	0.000150	0.00500							U

LCS | **CLIENT ID: Laboratory Control Sample** | **Lab ID: QC-2257285-002**

Method: EPA 6020B **Dilution:** 1 **Analysis Date:** 10/06/25 21:24

Prep Date: 10/06/25 08:41

Analyte	Result	Units	MDL	MRL	Spike Amount	Spike Ref. Amount	% Rec	% Rec Limits	RPD	RPD Limit	Qual
Antimony, dissolved	0.105	mg/L	0.000420	0.00500	0.1		105	80-120			
Arsenic, dissolved	0.102	mg/L	0.000190	0.00500	0.1		102	80-120			
Barium, dissolved	0.101	mg/L	0.000570	0.00500	0.1		101	80-120			
Beryllium, dissolved	0.103	mg/L	0.000130	0.00200	0.1		103	80-120			
Boron, dissolved	0.492	mg/L	0.0154	0.0200	0.5		98.4	80-120			
Cadmium, dissolved	0.104	mg/L	0.000140	0.00200	0.1		104	80-120			
Calcium, dissolved	10.4	mg/L	0.221	0.500	10		104	80-120			
Chromium, dissolved	0.101	mg/L	0.000610	0.00500	0.1		101	80-120			
Cobalt, dissolved	0.0993	mg/L	0.000270	0.00500	0.1		99.3	80-120			
Lead, dissolved	0.102	mg/L	0.000220	0.00500	0.1		102	80-120			
Lithium, dissolved	0.102	mg/L	0.00170	0.0100	0.1		102	80-120			
Molybdenum, dissolved	0.101	mg/L	0.000330	0.00500	0.1		101	80-120			
Selenium, dissolved	0.105	mg/L	0.000480	0.00500	0.1		105	80-120			
Thallium, dissolved	0.100	mg/L	0.000150	0.00500	0.1		100	80-120			

MS | **CLIENT ID: Batch QC** | **Lab ID: QC-2257285-004**

Method: EPA 6020B **Dilution:** 1 **Analysis Date:** 10/06/25 21:28

Prep Date: 10/06/25 08:41

Analyte	Result	Units	MDL	MRL	Spike Amount	Spike Ref. Amount	% Rec	% Rec Limits	RPD	RPD Limit	Qual
Antimony, dissolved	0.106	mg/L	0.000420	0.00499	0.1	ND	106	75-125			
Arsenic, dissolved	0.102	mg/L	0.000190	0.00499	0.1	0.000217	101	75-125			
Barium, dissolved	0.131	mg/L	0.000570	0.00499	0.1	0.0325	98.4	75-125			

QA/QC Report

Client:	Field & Technical Services, LLC	**Work Order:**	HN2514590
Project:	341-963 Sammis	**Date Collected:**	NA
Matrix:	WATER	**Date Received:**	NA
QC Lot:	2257285	**Run ID:**	3563617

MS | **CLIENT ID: Batch QC** | **Lab ID: QC-2257285-004**

Method: EPA 6020B **Dilution:** 1 **Analysis Date:** 10/06/25 21:28

Prep Date: 10/06/25 08:41

Analyte	Result	Units	MDL	MRL	Spike Amount	Spike Ref. Amount	% Rec	% Rec Limits	RPD	RPD Limit	Qual
Beryllium, dissolved	0.102	mg/L	0.000130	0.00199	0.1	ND	102	75-125			
Boron, dissolved	0.588	mg/L	0.0154	0.0200	0.5	0.108	96.1	75-125			
Cadmium, dissolved	0.103	mg/L	0.000140	0.00199	0.1	ND	103	75-125			
Calcium, dissolved	52.2	mg/L	0.221	0.500	10	43.7	NC	75-125			O
Chromium, dissolved	0.0994	mg/L	0.000610	0.00499	0.1	ND	99.1	75-125			
Cobalt, dissolved	0.0990	mg/L	0.000270	0.00499	0.1	ND	98.9	75-125			
Lead, dissolved	0.100	mg/L	0.000220	0.00499	0.1	0.000332	100	75-125			
Lithium, dissolved	0.102	mg/L	0.00170	0.01000	0.1	0.00196	99.6	75-125			
Molybdenum, dissolved	0.101	mg/L	0.000330	0.00499	0.1	0.000460	101	75-125			
Selenium, dissolved	0.103	mg/L	0.000480	0.00499	0.1	ND	102	75-125			
Thallium, dissolved	0.0988	mg/L	0.000150	0.00499	0.1	0.000241	98.6	75-125			

MSD | **CLIENT ID: Batch QC** | **Lab ID: QC-2257285-005**

Method: EPA 6020B **Dilution:** 1 **Analysis Date:** 10/06/25 21:30

Prep Date: 10/06/25 08:41

Analyte	Result	Units	MDL	MRL	Spike Amount	Spike Ref. Amount	% Rec	% Rec Limits	RPD	RPD Limit	Qual
Antimony, dissolved	0.105	mg/L	0.000420	0.00500	0.1	ND	105	75-125	0.741	20	
Arsenic, dissolved	0.103	mg/L	0.000190	0.00500	0.1	0.000217	103	75-125	1.40	20	
Barium, dissolved	0.130	mg/L	0.000570	0.00500	0.1	0.0325	97.6	75-125	0.587	20	
Beryllium, dissolved	0.101	mg/L	0.000130	0.00200	0.1	ND	101	75-125	1.25	20	
Boron, dissolved	0.588	mg/L	0.0154	0.0200	0.5	0.108	96.2	75-125	0.0950	20	
Cadmium, dissolved	0.102	mg/L	0.000140	0.00200	0.1	ND	102	75-125	1.10	20	
Calcium, dissolved	52.6	mg/L	0.221	0.500	10	43.7	NC	75-125	0.805	20	O
Chromium, dissolved	0.0990	mg/L	0.000610	0.00500	0.1	ND	98.6	75-125	0.410	20	
Cobalt, dissolved	0.0975	mg/L	0.000270	0.00500	0.1	ND	97.4	75-125	1.60	20	
Lead, dissolved	0.100	mg/L	0.000220	0.00500	0.1	0.000332	100	75-125	0.0700	20	
Lithium, dissolved	0.102	mg/L	0.00170	0.0100	0.1	0.00196	99.8	75-125	0.250	20	
Molybdenum, dissolved	0.101	mg/L	0.000330	0.00500	0.1	0.000460	101	75-125	0.0293	20	
Selenium, dissolved	0.104	mg/L	0.000480	0.00500	0.1	ND	103	75-125	0.940	20	
Thallium, dissolved	0.0986	mg/L	0.000150	0.00500	0.1	0.000241	98.4	75-125	0.184	20	

The following samples were analyzed in this batch: HN2514590-001, HN2514590-002, HN2514590-003, HN2514590-004, HN2514590-005, HN2514590-006, HN2514590-007, HN2514590-008, HN2514590-009, HN2514590-010, HN2514590-011, HN2514590-012

QA/QC Report

Client:	Field & Technical Services, LLC	**Work Order:**	HN2514590
Project:	341-963 Sammis	**Date Collected:**	NA
Matrix:	WATER	**Date Received:**	NA
QC Lot:	2259689	**Run ID:**	3563642

Metals

MB | **CLIENT ID: Method Blank** | **Lab ID: QC-2259689-001**

Method: EPA 6020B **Dilution:** 1 **Analysis Date:** 10/07/25 00:51

Prep Date: 10/06/25 11:43

Analyte	Result	Units	MDL	MRL	Spike Amount	Spike Ref. Amount	% Rec	% Rec Limits	RPD	RPD Limit	Qual
Antimony	ND	mg/L	0.000420	0.00500							U
Arsenic	ND	mg/L	0.000190	0.00500							U
Barium	ND	mg/L	0.000570	0.00500							U
Beryllium	ND	mg/L	0.000130	0.00200							U
Cadmium	ND	mg/L	0.000140	0.00200							U
Calcium	ND	mg/L	0.221	0.500							U
Chromium	ND	mg/L	0.000610	0.00500							U
Cobalt	ND	mg/L	0.000270	0.00500							U
Lead	ND	mg/L	0.000220	0.00500							U
Lithium	ND	mg/L	0.00170	0.0100							U
Molybdenum	ND	mg/L	0.000330	0.00500							U
Selenium	ND	mg/L	0.000480	0.00500							U
Thallium	ND	mg/L	0.000150	0.00500							U

LCS | **CLIENT ID: Laboratory Control Sample** | **Lab ID: QC-2259689-002**

Method: EPA 6020B **Dilution:** 1 **Analysis Date:** 10/07/25 00:53

Prep Date: 10/06/25 11:43

Analyte	Result	Units	MDL	MRL	Spike Amount	Spike Ref. Amount	% Rec	% Rec Limits	RPD	RPD Limit	Qual
Antimony	0.103	mg/L	0.000420	0.00500	0.1		103	80-120			
Arsenic	0.103	mg/L	0.000190	0.00500	0.1		103	80-120			
Barium	0.100	mg/L	0.000570	0.00500	0.1		100	80-120			
Beryllium	0.101	mg/L	0.000130	0.00200	0.1		101	80-120			
Cadmium	0.105	mg/L	0.000140	0.00200	0.1		105	80-120			
Calcium	10.4	mg/L	0.221	0.500	10		104	80-120			
Chromium	0.105	mg/L	0.000610	0.00500	0.1		105	80-120			
Cobalt	0.106	mg/L	0.000270	0.00500	0.1		106	80-120			
Lead	0.103	mg/L	0.000220	0.00500	0.1		103	80-120			
Lithium	0.0981	mg/L	0.00170	0.0100	0.1		98.1	80-120			
Molybdenum	0.103	mg/L	0.000330	0.00500	0.1		103	80-120			
Selenium	0.102	mg/L	0.000480	0.00500	0.1		102	80-120			
Thallium	0.0994	mg/L	0.000150	0.00500	0.1		99.4	80-120			

MS | **CLIENT ID: SMMS-MW-16-100225** | **Lab ID: QC-2259689-004**

Method: EPA 6020B **Dilution:** 1 **Analysis Date:** 10/07/25 01:08

Prep Date: 10/06/25 11:43

Analyte	Result	Units	MDL	MRL	Spike Amount	Spike Ref. Amount	% Rec	% Rec Limits	RPD	RPD Limit	Qual
Antimony	0.104	mg/L	0.000420	0.00499	0.1	ND	104	75-125			
Arsenic	0.126	mg/L	0.000190	0.00499	0.1	0.0221	103	75-125			
Barium	0.142	mg/L	0.000570	0.00499	0.1	0.0421	99.4	75-125			
Beryllium	0.100	mg/L	0.000130	0.00199	0.1	ND	100.0	75-125			
Cadmium	0.103	mg/L	0.000140	0.00199	0.1	ND	103	75-125			

QA/QC Report

Client:	Field & Technical Services, LLC	**Work Order:**	HN2514590
Project:	341-963 Sammis	**Date Collected:**	NA
Matrix:	WATER	**Date Received:**	NA
QC Lot:	2259689	**Run ID:**	3563642

MS | **CLIENT ID: SMMS-MW-16-100225** | **Lab ID: QC-2259689-004**

Method: EPA 6020B **Dilution:** 1 **Analysis Date:** 10/07/25 01:08

Prep Date: 10/06/25 11:43

Analyte	Result	Units	MDL	MRL	Spike Amount	Spike Ref. Amount	% Rec	% Rec Limits	RPD	RPD Limit	Qual
Calcium	176	mg/L	0.221	0.500	10	175	NC	75-125			O
Chromium	0.105	mg/L	0.000610	0.00499	0.1	ND	104	75-125			
Cobalt	0.104	mg/L	0.000270	0.00499	0.1	ND	104	75-125			
Lead	0.102	mg/L	0.000220	0.00499	0.1	ND	102	75-125			
Lithium	0.111	mg/L	0.00170	0.01000	0.1	0.0136	97.5	75-125			
Molybdenum	0.107	mg/L	0.000330	0.00499	0.1	0.00255	104	75-125			
Selenium	0.106	mg/L	0.000480	0.00499	0.1	ND	106	75-125			
Thallium	0.0997	mg/L	0.000150	0.00499	0.1	ND	99.7	75-125			

MSD | **CLIENT ID: SMMS-MW-16-100225** | **Lab ID: QC-2259689-005**

Method: EPA 6020B **Dilution:** 1 **Analysis Date:** 10/07/25 01:10

Prep Date: 10/06/25 11:43

Analyte	Result	Units	MDL	MRL	Spike Amount	Spike Ref. Amount	% Rec	% Rec Limits	RPD	RPD Limit	Qual
Antimony	0.106	mg/L	0.000420	0.00500	0.1	ND	106	75-125	1.60	20	
Arsenic	0.129	mg/L	0.000190	0.00500	0.1	0.0221	107	75-125	2.60	20	
Barium	0.143	mg/L	0.000570	0.00500	0.1	0.0421	101	75-125	1.32	20	
Beryllium	0.102	mg/L	0.000130	0.00200	0.1	ND	102	75-125	2.28	20	
Cadmium	0.103	mg/L	0.000140	0.00200	0.1	ND	103	75-125	0.490	20	
Calcium	176	mg/L	0.221	0.500	10	175	NC	75-125	0.408	20	O
Chromium	0.107	mg/L	0.000610	0.00500	0.1	ND	106	75-125	1.78	20	
Cobalt	0.105	mg/L	0.000270	0.00500	0.1	ND	104	75-125	0.744	20	
Lead	0.105	mg/L	0.000220	0.00500	0.1	ND	105	75-125	2.68	20	
Lithium	0.112	mg/L	0.00170	0.0100	0.1	0.0136	97.8	75-125	0.334	20	
Molybdenum	0.108	mg/L	0.000330	0.00500	0.1	0.00255	105	75-125	0.520	20	
Selenium	0.105	mg/L	0.000480	0.00500	0.1	ND	105	75-125	0.623	20	
Thallium	0.104	mg/L	0.000150	0.00500	0.1	ND	104	75-125	4.06	20	

The following samples were analyzed in this batch: HN2514590-009, HN2514590-010, HN2514590-011, HN2514590-012

QA/QC Report

Client:	Field & Technical Services, LLC	**Work Order:**	HN2514590
Project:	341-963 Sammis	**Date Collected:**	NA
Matrix:	WATER	**Date Received:**	NA
QC Lot:	2259689	**Run ID:**	3566936

Metals

MB | **CLIENT ID: Method Blank** | **Lab ID: QC-2259689-001**

Method: EPA 6020B **Dilution:** 1 **Analysis Date:** 10/07/25 17:43
Prep Date: 10/06/25 11:43

Analyte	Result	Units	MDL	MRL	Spike Amount	Spike Ref. Amount	% Rec	% Rec Limits	RPD	RPD Limit	Qual
Boron	ND	mg/L	0.0154	0.0200							U

LCS | **CLIENT ID: Laboratory Control Sample** | **Lab ID: QC-2259689-002**

Method: EPA 6020B **Dilution:** 1 **Analysis Date:** 10/07/25 17:44
Prep Date: 10/06/25 11:43

Analyte	Result	Units	MDL	MRL	Spike Amount	Spike Ref. Amount	% Rec	% Rec Limits	RPD	RPD Limit	Qual
Boron	0.539	mg/L	0.0154	0.0200	0.5		108	80-120			

MS | **CLIENT ID: SMMS-MW-16-100225** | **Lab ID: QC-2259689-004**

Method: EPA 6020B **Dilution:** 1 **Analysis Date:** 10/07/25 17:48
Prep Date: 10/06/25 11:43

Analyte	Result	Units	MDL	MRL	Spike Amount	Spike Ref. Amount	% Rec	% Rec Limits	RPD	RPD Limit	Qual
Boron	0.666	mg/L	0.0154	0.0200	0.5	0.125	108	75-125			

MSD | **CLIENT ID: SMMS-MW-16-100225** | **Lab ID: QC-2259689-005**

Method: EPA 6020B **Dilution:** 1 **Analysis Date:** 10/07/25 17:50
Prep Date: 10/06/25 11:43

Analyte	Result	Units	MDL	MRL	Spike Amount	Spike Ref. Amount	% Rec	% Rec Limits	RPD	RPD Limit	Qual
Boron	0.672	mg/L	0.0154	0.0200	0.5	0.125	110	75-125	0.957	20	

The following samples were analyzed in this batch: HN2514590-001, HN2514590-002, HN2514590-003, HN2514590-004, HN2514590-005, HN2514590-006, HN2514590-007, HN2514590-008, HN2514590-009, HN2514590-010, HN2514590-011, HN2514590-012

QA/QC Report

Client:	Field & Technical Services, LLC	**Work Order:**	HN2514590
Project:	341-963 Sammis	**Date Collected:**	NA
Matrix:	WATER	**Date Received:**	NA
QC Lot:	2259921	**Run ID:**	3563848

Metals

MB | **CLIENT ID: Method Blank** | **Lab ID: QC-2259921-001**

Method: EPA 7470A **Dilution:** 1 **Analysis Date:** 10/06/25 15:12
Prep Date: 10/06/25 14:19

Analyte	Result	Units	MDL	MRL	Spike Amount	Spike Ref. Amount	% Rec	% Rec Limits	RPD	RPD Limit	Qual
Mercury, dissolved	ND	mg/L	0.000160	0.000200							U

LCS | **CLIENT ID: Laboratory Control Sample** | **Lab ID: QC-2259921-002**

Method: EPA 7470A **Dilution:** 1 **Analysis Date:** 10/06/25 15:14
Prep Date: 10/06/25 14:19

Analyte	Result	Units	MDL	MRL	Spike Amount	Spike Ref. Amount	% Rec	% Rec Limits	RPD	RPD Limit	Qual
Mercury, dissolved	0.00206	mg/L	0.000160	0.000200	0.002		103	80-120			

MS | **CLIENT ID: Batch QC** | **Lab ID: QC-2259921-004**

Method: EPA 7470A **Dilution:** 1 **Analysis Date:** 10/06/25 15:17
Prep Date: 10/06/25 14:19

Analyte	Result	Units	MDL	MRL	Spike Amount	Spike Ref. Amount	% Rec	% Rec Limits	RPD	RPD Limit	Qual
Mercury, dissolved	0.00210	mg/L	0.000160	0.000200	0.002	ND	106	75-125			

MSD | **CLIENT ID: Batch QC** | **Lab ID: QC-2259921-005**

Method: EPA 7470A **Dilution:** 1 **Analysis Date:** 10/06/25 15:19
Prep Date: 10/06/25 14:19

Analyte	Result	Units	MDL	MRL	Spike Amount	Spike Ref. Amount	% Rec	% Rec Limits	RPD	RPD Limit	Qual
Mercury, dissolved	0.00216	mg/L	0.000160	0.000200	0.002	ND	110	75-125	2.82	20	

The following samples were analyzed in this batch: HN2514590-001, HN2514590-002, HN2514590-003, HN2514590-004, HN2514590-005, HN2514590-006, HN2514590-007, HN2514590-008, HN2514590-009, HN2514590-010, HN2514590-011, HN2514590-012

QA/QC Report

Client:	Field & Technical Services, LLC	**Work Order:**	HN2514590
Project:	341-963 Sammis	**Date Collected:**	NA
Matrix:	WATER	**Date Received:**	NA
QC Lot:	2259927	**Run ID:**	3563849

Metals

MB | **CLIENT ID: Method Blank** | **Lab ID: QC-2259927-001**

Method: EPA 7470A **Dilution:** 1 **Analysis Date:** 10/06/25 16:07
Prep Date: 10/06/25 14:24

Analyte	Result	Units	MDL	MRL	Spike Amount	Spike Ref. Amount	% Rec	% Rec Limits	RPD	RPD Limit	Qual
Mercury	ND	mg/L	0.000160	0.000200							U

LCS | **CLIENT ID: Laboratory Control Sample** | **Lab ID: QC-2259927-002**

Method: EPA 7470A **Dilution:** 1 **Analysis Date:** 10/06/25 16:09
Prep Date: 10/06/25 14:24

Analyte	Result	Units	MDL	MRL	Spike Amount	Spike Ref. Amount	% Rec	% Rec Limits	RPD	RPD Limit	Qual
Mercury	0.00216	mg/L	0.000160	0.000200	0.002		108	80-120			

MS | **CLIENT ID: SMMS-MW-6-100225** | **Lab ID: QC-2259927-004**

Method: EPA 7470A **Dilution:** 1 **Analysis Date:** 10/06/25 16:12
Prep Date: 10/06/25 14:24

Analyte	Result	Units	MDL	MRL	Spike Amount	Spike Ref. Amount	% Rec	% Rec Limits	RPD	RPD Limit	Qual
Mercury	0.00214	mg/L	0.000160	0.000200	0.002	ND	109	75-125			

MSD | **CLIENT ID: SMMS-MW-6-100225** | **Lab ID: QC-2259927-005**

Method: EPA 7470A **Dilution:** 1 **Analysis Date:** 10/06/25 16:14
Prep Date: 10/06/25 14:24

Analyte	Result	Units	MDL	MRL	Spike Amount	Spike Ref. Amount	% Rec	% Rec Limits	RPD	RPD Limit	Qual
Mercury	0.00213	mg/L	0.000160	0.000200	0.002	ND	108	75-125	0.702	20	

The following samples were analyzed in this batch: HN2514590-001, HN2514590-002, HN2514590-003, HN2514590-004, HN2514590-005, HN2514590-006, HN2514590-007, HN2514590-008, HN2514590-009, HN2514590-010, HN2514590-011, HN2514590-012

Subcontracted Analytical Parameters

GEL Laboratories LLC
a member of The GEL Group INC

2040 Savage Road | Charleston, SC 29407
843.556.8171

gel.com

November 05, 2025

Jodi Blouw
ALS Group USA, Corp
3352 128th Ave
Holland, Michigan 49424

Re: Holland - Blouw L2
Work Order: 746965

Dear Jodi Blouw:

GEL Laboratories, LLC (GEL) appreciates the opportunity to provide the enclosed analytical results for the sample(s) we received on October 09, 2025. This original data report has been prepared and reviewed in accordance with GEL's standard operating procedures.

The samples were delivered with proper chain of custody documentation and signatures. All sample containers arrived without any visible signs of tampering or breakage. There are no additional comments concerning sample receipt.

Test results for NELAP or ISO 17025 accredited tests are verified to meet the requirements of those standards, with any exceptions noted. The results reported relate only to the items tested and to the sample as received by the laboratory. These results may not be reproduced except as full reports without approval by the laboratory. Copies of GEL's accreditations and certifications can be found on our website at www.gel.com.

Our policy is to provide high quality, personalized analytical services to enable you to meet your analytical needs on time every time. We trust that you will find everything in order and to your satisfaction. If you have any questions, please do not hesitate to call me at (843) 556-8171, ext. 4422.

Sincerely,

A. Melendrez

Adrian Melendrez for
Jacob Crook
Project Manager

Purchase Order: HN2514590
Enclosures

GEL LABORATORIES LLC

2040 Savage Road Charleston SC 29407 - (843) 556-8171 - www.gel.com

Certificate of Analysis Report
for

ALSE001 ALS Environmental

Client SDG: 746965 GEL Work Order: 746965

The Qualifiers in this report are defined as follows:

* A quality control analyte recovery is outside of specified acceptance criteria

** Analyte is a Tracer compound

** Analyte is a surrogate compound

U Analyte was analyzed for, but not detected above the MDL, MDA, MDC or LOD.

Where the analytical method has been performed under NELAP certification, the analysis has met all of the requirements of the NELAC standard unless qualified on the Certificate of Analysis.

The designation ND, if present, appears in the result column when the analyte concentration is not detected above the limit as defined in the 'U' qualifier above.

This data report has been prepared and reviewed in accordance with GEL Laboratories LLC standard operating procedures. Please direct any questions to your Project Manager, Jacob Crook.

Reviewed by A. Melendez

GEL LABORATORIES LLC

2040 Savage Road Charleston SC 29407 - (843) 556-8171 - www.gel.com

Certificate of Analysis

Company : ALS Group USA, Corp
Address : 3352 128th Ave

Holland, Michigan 49424 — Report Date: November 5, 2025

Contact: Jodi Blouw
Project: Holland - Blouw L2

Client Sample ID: SMMS-MW-6-100225
Sample ID: 746965001
Matrix: Ground Water
Collect Date: 02-OCT-25
Receive Date: 09-OCT-25
Collector: Client

Project: ALSE00923
Client ID: ALSE001

Parameter	Qualifier	Result	Uncertainty	MDC	TPU	RL	Units	PF	DF	Analyst	Date	Time	Batch	Mtd.
Rad Gas Flow Proportional Counting														
GFPC Ra228, Liquid "As Received"														
Radium-228		3.26	+/-1.24	1.59	+/-1.53	3.00	pCi/L			CH7	10/29/25	0930	2879147	1
Rad Radium-226														
Lucas Cell, Ra226, Liquid "As Received"														
Radium-226	U	0.266	+/-0.237	0.283	+/-0.242	1.00	pCi/L			AW6	10/28/25	0754	2879010	2

The following Analytical Methods were performed

Method	Description
1	EPA 904.0/SW846 9320 Modified
2	EPA 903.1 Modified

Surrogate/Tracer Recovery	Test	Batch ID	Recovery%	Acceptable Limits
Barium-133 Tracer	GFPC Ra228, Liquid "As Received"	2879147	96.3	(15%-125%)

Notes:

The MDC is a sample specific MDC.
TPU and Counting Uncertainty are calculated at the 95% confidence level (1.96-sigma).

Column headers are defined as follows:

DF: Dilution Factor
DL: Detection Limit
Lc/LC: Critical Level
MDA: Minimum Detectable Activity
MDC: Minimum Detectable Concentration
Mtd.: Method
PF: Prep Factor
RL: Reporting Limit
TPU: Total Propagated Uncertainty

GEL LABORATORIES LLC

2040 Savage Road Charleston SC 29407 - (843) 556-8171 - www.gel.com

Certificate of Analysis

Company : ALS Group USA, Corp
Address : 3352 128th Ave

Holland, Michigan 49424 — Report Date: November 5, 2025

Contact: Jodi Blouw
Project: Holland - Blouw L2

Client Sample ID: SMMS-MW-11D-100225
Sample ID: 746965002
Matrix: Ground Water
Collect Date: 02-OCT-25
Receive Date: 09-OCT-25
Collector: Client

Project: ALSE00923
Client ID: ALSE001

Parameter	Qualifier	Result	Uncertainty	MDC	TPU	RL	Units	PF	DF	Analyst	Date	Time	Batch	Mtd.
Rad Gas Flow Proportional Counting														
GFPC Ra228, Liquid "As Received"														
Radium-228	U	0.703	+/-0.835	1.41	+/-0.858	3.00	pCi/L			CH7	10/29/25	0931	2879147	1
Rad Radium-226														
Lucas Cell, Ra226, Liquid "As Received"														
Radium-226	U	0.346	+/-0.404	0.663	+/-0.410	1.00	pCi/L			AW6	10/28/25	0754	2879010	2

The following Analytical Methods were performed

Method	Description
1	EPA 904.0/SW846 9320 Modified
2	EPA 903.1 Modified

Surrogate/Tracer Recovery	Test	Batch ID	Recovery%	Acceptable Limits
Barium-133 Tracer	GFPC Ra228, Liquid "As Received"	2879147	89.4	(15%-125%)

Notes:

The MDC is a sample specific MDC.
TPU and Counting Uncertainty are calculated at the 95% confidence level (1.96-sigma).

Column headers are defined as follows:

DF: Dilution Factor
DL: Detection Limit
Lc/LC: Critical Level
MDA: Minimum Detectable Activity
MDC: Minimum Detectable Concentration
Mtd.: Method
PF: Prep Factor
RL: Reporting Limit
TPU: Total Propagated Uncertainty

GEL LABORATORIES LLC

2040 Savage Road Charleston SC 29407 - (843) 556-8171 - www.gel.com

Certificate of Analysis

Company : ALS Group USA, Corp
Address : 3352 128th Ave

Holland, Michigan 49424 — Report Date: November 5, 2025

Contact: Jodi Blouw
Project: Holland - Blouw L2

Client Sample ID: SMMS-P-1-100225
Sample ID: 746965003
Matrix: Ground Water
Collect Date: 02-OCT-25
Receive Date: 09-OCT-25
Collector: Client

Project: ALSE00923
Client ID: ALSE001

Parameter	Qualifier	Result	Uncertainty	MDC	TPU	RL	Units	PF	DF	Analyst	Date	Time	Batch	Mtd.
Rad Gas Flow Proportional Counting														
GFPC Ra228, Liquid "As Received"														
Radium-228	U	0.298	+/-1.04	1.90	+/-1.04	3.00	pCi/L			CH7	10/29/25	0931	2879147	1
Rad Radium-226														
Lucas Cell, Ra226, Liquid "As Received"														
Radium-226		0.521	+/-0.389	0.520	+/-0.396	1.00	pCi/L			AW6	10/28/25	0755	2879010	2

The following Analytical Methods were performed

Method	Description
1	EPA 904.0/SW846 9320 Modified
2	EPA 903.1 Modified

Surrogate/Tracer Recovery	Test	Batch ID	Recovery%	Acceptable Limits
Barium-133 Tracer	GFPC Ra228, Liquid "As Received"	2879147	93.1	(15%-125%)

Notes:

The MDC is a sample specific MDC.
TPU and Counting Uncertainty are calculated at the 95% confidence level (1.96-sigma).

Column headers are defined as follows:

DF: Dilution Factor
DL: Detection Limit
Lc/LC: Critical Level
MDA: Minimum Detectable Activity
MDC: Minimum Detectable Concentration
Mtd.: Method
PF: Prep Factor
RL: Reporting Limit
TPU: Total Propagated Uncertainty

GEL LABORATORIES LLC

2040 Savage Road Charleston SC 29407 - (843) 556-8171 - www.gel.com

Certificate of Analysis

Company : ALS Group USA, Corp
Address : 3352 128th Ave

Holland, Michigan 49424 — Report Date: November 5, 2025

Contact: Jodi Blouw
Project: Holland - Blouw L2

Client Sample ID: SMMS-FB-02-100225
Sample ID: 746965004
Matrix: Ground Water
Collect Date: 02-OCT-25
Receive Date: 09-OCT-25
Collector: Client

Project: ALSE00923
Client ID: ALSE001

Parameter	Qualifier	Result	Uncertainty	MDC	TPU	RL	Units	PF	DF	Analyst	Date	Time	Batch	Mtd.
Rad Gas Flow Proportional Counting														
GFPC Ra228, Liquid "As Received"														
Radium-228	U	1.23	+/-0.955	1.48	+/-1.02	3.00	pCi/L			CH7	10/29/25	0931	2879147	1
Rad Radium-226														
Lucas Cell, Ra226, Liquid "As Received"														
Radium-226	U	0.276	+/-0.274	0.398	+/-0.279	1.00	pCi/L			AW6	10/28/25	0755	2879010	2

The following Analytical Methods were performed

Method	Description
1	EPA 904.0/SW846 9320 Modified
2	EPA 903.1 Modified

Surrogate/Tracer Recovery	Test	Batch ID	Recovery%	Acceptable Limits
Barium-133 Tracer	GFPC Ra228, Liquid "As Received"	2879147	77.2	(15%-125%)

Notes:

The MDC is a sample specific MDC.
TPU and Counting Uncertainty are calculated at the 95% confidence level (1.96-sigma).

Column headers are defined as follows:

DF: Dilution Factor
DL: Detection Limit
Lc/LC: Critical Level
MDA: Minimum Detectable Activity
MDC: Minimum Detectable Concentration
Mtd.: Method
PF: Prep Factor
RL: Reporting Limit
TPU: Total Propagated Uncertainty

GEL LABORATORIES LLC

2040 Savage Road Charleston SC 29407 - (843) 556-8171 - www.gel.com

Certificate of Analysis

Company : ALS Group USA, Corp
Address : 3352 128th Ave

Holland, Michigan 49424 — Report Date: November 5, 2025

Contact: Jodi Blouw
Project: Holland - Blouw L2

Client Sample ID: SMMS-MW-11S-100225
Sample ID: 746965005
Matrix: Ground Water
Collect Date: 02-OCT-25
Receive Date: 09-OCT-25
Collector: Client

Project: ALSE00923
Client ID: ALSE001

Parameter	Qualifier	Result	Uncertainty	MDC	TPU	RL	Units	PF	DF	Analyst	Date	Time	Batch	Mtd.
Rad Gas Flow Proportional Counting														
GFPC Ra228, Liquid "As Received"														
Radium-228	U	-1.04	+/-1.07	2.19	+/-1.07	3.00	pCi/L			CH7	10/29/25	0931	2879147	1
Rad Radium-226														
Lucas Cell, Ra226, Liquid "As Received"														
Radium-226	U	0.242	+/-0.274	0.427	+/-0.278	1.00	pCi/L			AW6	10/28/25	0755	2879010	2

The following Analytical Methods were performed

Method	Description
1	EPA 904.0/SW846 9320 Modified
2	EPA 903.1 Modified

Surrogate/Tracer Recovery	Test	Batch ID	Recovery%	Acceptable Limits
Barium-133 Tracer	GFPC Ra228, Liquid "As Received"	2879147	98.1	(15%-125%)

Notes:

The MDC is a sample specific MDC.
TPU and Counting Uncertainty are calculated at the 95% confidence level (1.96-sigma).

Column headers are defined as follows:

DF: Dilution Factor
DL: Detection Limit
Lc/LC: Critical Level
MDA: Minimum Detectable Activity
MDC: Minimum Detectable Concentration
Mtd.: Method
PF: Prep Factor
RL: Reporting Limit
TPU: Total Propagated Uncertainty

GEL LABORATORIES LLC

2040 Savage Road Charleston SC 29407 - (843) 556-8171 - www.gel.com

Certificate of Analysis

Company : ALS Group USA, Corp
Address : 3352 128th Ave

Holland, Michigan 49424 — Report Date: November 5, 2025

Contact: Jodi Blouw
Project: Holland - Blouw L2

Client Sample ID: SMMS-MW-13BR-100225
Sample ID: 746965006
Matrix: Ground Water
Collect Date: 02-OCT-25
Receive Date: 09-OCT-25
Collector: Client

Project: ALSE00923
Client ID: ALSE001

Parameter	Qualifier	Result	Uncertainty	MDC	TPU	RL	Units	PF	DF	Analyst	Date	Time	Batch	Mtd.
Rad Gas Flow Proportional Counting														
GFPC Ra228, Liquid "As Received"														
Radium-228	U	0.134	+/-1.33	2.44	+/-1.33	3.00	pCi/L			CH7	10/29/25	0925	2879147	1
Rad Radium-226														
Lucas Cell, Ra226, Liquid "As Received"														
Radium-226	U	0.292	+/-0.366	0.608	+/-0.368	1.00	pCi/L			AW6	10/28/25	0829	2879010	2

The following Analytical Methods were performed

Method	Description
1	EPA 904.0/SW846 9320 Modified
2	EPA 903.1 Modified

Surrogate/Tracer Recovery	Test	Batch ID	Recovery%	Acceptable Limits
Barium-133 Tracer	GFPC Ra228, Liquid "As Received"	2879147	82.2	(15%-125%)

Notes:

The MDC is a sample specific MDC.
TPU and Counting Uncertainty are calculated at the 95% confidence level (1.96-sigma).

Column headers are defined as follows:

DF: Dilution Factor
DL: Detection Limit
Lc/LC: Critical Level
MDA: Minimum Detectable Activity
MDC: Minimum Detectable Concentration
Mtd.: Method
PF: Prep Factor
RL: Reporting Limit
TPU: Total Propagated Uncertainty

GEL LABORATORIES LLC

2040 Savage Road Charleston SC 29407 - (843) 556-8171 - www.gel.com

Certificate of Analysis

Company : ALS Group USA, Corp
Address : 3352 128th Ave

Holland, Michigan 49424 — Report Date: November 5, 2025

Contact: Jodi Blouw
Project: Holland - Blouw L2

Client Sample ID: SMMS-MW-14S-100225
Sample ID: 746965007
Matrix: Ground Water
Collect Date: 02-OCT-25
Receive Date: 09-OCT-25
Collector: Client

Project: ALSE00923
Client ID: ALSE001

Parameter	Qualifier	Result	Uncertainty	MDC	TPU	RL	Units	PF	DF	Analyst	Date	Time	Batch	Mtd.
Rad Gas Flow Proportional Counting														
GFPC Ra228, Liquid "As Received"														
Radium-228	U	1.38	+/-1.12	1.79	+/-1.19	3.00	pCi/L			CH7	10/29/25	0925	2879147	1
Rad Radium-226														
Lucas Cell, Ra226, Liquid "As Received"														
Radium-226		0.898	+/-0.460	0.394	+/-0.486	1.00	pCi/L			AW6	10/28/25	0829	2879010	2

The following Analytical Methods were performed

Method	Description
1	EPA 904.0/SW846 9320 Modified
2	EPA 903.1 Modified

Surrogate/Tracer Recovery	Test	Batch ID	Recovery%	Acceptable Limits
Barium-133 Tracer	GFPC Ra228, Liquid "As Received"	2879147	78	(15%-125%)

Notes:

The MDC is a sample specific MDC.
TPU and Counting Uncertainty are calculated at the 95% confidence level (1.96-sigma).

Column headers are defined as follows:

DF: Dilution Factor
DL: Detection Limit
Lc/LC: Critical Level
MDA: Minimum Detectable Activity
MDC: Minimum Detectable Concentration
Mtd.: Method
PF: Prep Factor
RL: Reporting Limit
TPU: Total Propagated Uncertainty

GEL LABORATORIES LLC

2040 Savage Road Charleston SC 29407 - (843) 556-8171 - www.gel.com

Certificate of Analysis

Company : ALS Group USA, Corp
Address : 3352 128th Ave

Holland, Michigan 49424 — Report Date: November 5, 2025

Contact: Jodi Blouw
Project: Holland - Blouw L2

Client Sample ID: SMMS-FB-01-100225
Sample ID: 746965008
Matrix: Ground Water
Collect Date: 02-OCT-25
Receive Date: 09-OCT-25
Collector: Client

Project: ALSE00923
Client ID: ALSE001

Parameter	Qualifier	Result	Uncertainty	MDC	TPU	RL	Units	PF	DF	Analyst	Date	Time	Batch	Mtd.
Rad Gas Flow Proportional Counting														
GFPC Ra228, Liquid "As Received"														
Radium-228		1.78	+/-1.09	1.62	+/-1.19	3.00	pCi/L			CH7	10/29/25	0925	2879147	1
Rad Radium-226														
Lucas Cell, Ra226, Liquid "As Received"														
Radium-226	U	0.463	+/-0.413	0.566	+/-0.421	1.00	pCi/L			AW6	10/28/25	0829	2879010	2

The following Analytical Methods were performed

Method	Description
1	EPA 904.0/SW846 9320 Modified
2	EPA 903.1 Modified

Surrogate/Tracer Recovery	Test	Batch ID	Recovery%	Acceptable Limits
Barium-133 Tracer	GFPC Ra228, Liquid "As Received"	2879147	77.6	(15%-125%)

Notes:

The MDC is a sample specific MDC.
TPU and Counting Uncertainty are calculated at the 95% confidence level (1.96-sigma).

Column headers are defined as follows:

DF: Dilution Factor
DL: Detection Limit
Lc/LC: Critical Level
MDA: Minimum Detectable Activity
MDC: Minimum Detectable Concentration
Mtd.: Method
PF: Prep Factor
RL: Reporting Limit
TPU: Total Propagated Uncertainty

GEL LABORATORIES LLC

2040 Savage Road Charleston SC 29407 - (843) 556-8171 - www.gel.com

Certificate of Analysis

Company : ALS Group USA, Corp
Address : 3352 128th Ave

Holland, Michigan 49424 — Report Date: November 5, 2025

Contact: Jodi Blouw
Project: Holland - Blouw L2

Client Sample ID: SMMS-MW-16-100225
Sample ID: 746965009
Matrix: Ground Water
Collect Date: 02-OCT-25
Receive Date: 09-OCT-25
Collector: Client

Project: ALSE00923
Client ID: ALSE001

Parameter	Qualifier	Result	Uncertainty	MDC	TPU	RL	Units	PF	DF	Analyst	Date	Time	Batch	Mtd.
Rad Gas Flow Proportional Counting														
GFPC Ra228, Liquid "As Received"														
Radium-228	U	0.824	+/-1.05	1.79	+/-1.08	3.00	pCi/L			CH7	10/29/25	0925	2879147	1
Rad Radium-226														
Lucas Cell, Ra226, Liquid "As Received"														
Radium-226	U	-0.149	+/-0.168	0.548	+/-0.168	1.00	pCi/L			AW6	10/28/25	0829	2879010	2

The following Analytical Methods were performed

Method	Description
1	EPA 904.0/SW846 9320 Modified
2	EPA 903.1 Modified

Surrogate/Tracer Recovery	Test	Batch ID	Recovery%	Acceptable Limits
Barium-133 Tracer	GFPC Ra228, Liquid "As Received"	2879147	78.9	(15%-125%)

Notes:

The MDC is a sample specific MDC.
TPU and Counting Uncertainty are calculated at the 95% confidence level (1.96-sigma).

Column headers are defined as follows:

DF: Dilution Factor
DL: Detection Limit
Lc/LC: Critical Level
MDA: Minimum Detectable Activity
MDC: Minimum Detectable Concentration
Mtd.: Method
PF: Prep Factor
RL: Reporting Limit
TPU: Total Propagated Uncertainty

GEL LABORATORIES LLC

2040 Savage Road Charleston SC 29407 - (843) 556-8171 - www.gel.com

Certificate of Analysis

Company : ALS Group USA, Corp
Address : 3352 128th Ave

Holland, Michigan 49424 — Report Date: November 5, 2025

Contact: Jodi Blouw
Project: Holland - Blouw L2

Client Sample ID: SMMS-MW-13S-100225
Sample ID: 746965010
Matrix: Ground Water
Collect Date: 02-OCT-25
Receive Date: 09-OCT-25
Collector: Client

Project: ALSE00923
Client ID: ALSE001

Parameter	Qualifier	Result	Uncertainty	MDC	TPU	RL	Units	PF	DF	Analyst	Date	Time	Batch	Mtd.
Rad Gas Flow Proportional Counting														
GFPC Ra228, Liquid "As Received"														
Radium-228		2.20	+/-1.04	1.45	+/-1.21	3.00	pCi/L			CH7	10/29/25	0925	2879147	1
Rad Radium-226														
Lucas Cell, Ra226, Liquid "As Received"														
Radium-226	U	-0.0275	+/-0.143	0.437	+/-0.143	1.00	pCi/L			AW6	10/28/25	0829	2879010	2

The following Analytical Methods were performed

Method	Description
1	EPA 904.0/SW846 9320 Modified
2	EPA 903.1 Modified

Surrogate/Tracer Recovery	Test	Batch ID	Recovery%	Acceptable Limits
Barium-133 Tracer	GFPC Ra228, Liquid "As Received"	2879147	94.4	(15%-125%)

Notes:

The MDC is a sample specific MDC.
TPU and Counting Uncertainty are calculated at the 95% confidence level (1.96-sigma).

Column headers are defined as follows:

DF: Dilution Factor
DL: Detection Limit
Lc/LC: Critical Level
MDA: Minimum Detectable Activity
MDC: Minimum Detectable Concentration
Mtd.: Method
PF: Prep Factor
RL: Reporting Limit
TPU: Total Propagated Uncertainty

GEL LABORATORIES LLC

2040 Savage Road Charleston SC 29407 - (843) 556-8171 - www.gel.com

Certificate of Analysis

Company : ALS Group USA, Corp
Address : 3352 128th Ave

Holland, Michigan 49424 — Report Date: November 5, 2025

Contact: Jodi Blouw
Project: Holland - Blouw L2

Client Sample ID: SMMS-MW-10D-100225
Sample ID: 746965011
Matrix: Ground Water
Collect Date: 02-OCT-25
Receive Date: 09-OCT-25
Collector: Client

Project: ALSE00923
Client ID: ALSE001

Parameter	Qualifier	Result	Uncertainty	MDC	TPU	RL	Units	PF	DF	Analyst	Date	Time	Batch	Mtd.
Rad Gas Flow Proportional Counting														
GFPC Ra228, Liquid "As Received"														
Radium-228		8.73	+/-2.02	2.20	+/-3.17	3.00	pCi/L			CH7	11/04/25	0805	2879147	1
Rad Radium-226														
Lucas Cell, Ra226, Liquid "As Received"														
Radium-226		1.29	+/-0.529	0.321	+/-0.586	1.00	pCi/L			AW6	10/28/25	0829	2879010	2

The following Analytical Methods were performed

Method	Description
1	EPA 904.0/SW846 9320 Modified
2	EPA 903.1 Modified

Surrogate/Tracer Recovery	Test	Batch ID	Recovery%	Acceptable Limits
Barium-133 Tracer	GFPC Ra228, Liquid "As Received"	2879147	66.7	(15%-125%)

Notes:

The MDC is a sample specific MDC.
TPU and Counting Uncertainty are calculated at the 95% confidence level (1.96-sigma).

Column headers are defined as follows:

DF: Dilution Factor
DL: Detection Limit
Lc/LC: Critical Level
MDA: Minimum Detectable Activity
MDC: Minimum Detectable Concentration
Mtd.: Method
PF: Prep Factor
RL: Reporting Limit
TPU: Total Propagated Uncertainty

GEL LABORATORIES LLC

2040 Savage Road Charleston SC 29407 - (843) 556-8171 - www.gel.com

Certificate of Analysis

Company : ALS Group USA, Corp
Address : 3352 128th Ave

Holland, Michigan 49424 — Report Date: November 5, 2025

Contact: Jodi Blouw
Project: Holland - Blouw L2

Client Sample ID: SMMS-M-99B-100225
Sample ID: 746965012
Matrix: Ground Water
Collect Date: 02-OCT-25
Receive Date: 09-OCT-25
Collector: Client

Project: ALSE00923
Client ID: ALSE001

Parameter	Qualifier	Result	Uncertainty	MDC	TPU	RL	Units	PF	DF	Analyst	Date	Time	Batch	Mtd.
Rad Gas Flow Proportional Counting														
GFPC Ra228, Liquid "As Received"														
Radium-228	U	1.73	+/-1.54	2.53	+/-1.61	3.00	pCi/L			CH7	10/29/25	0925	2879147	1
Rad Radium-226														
Lucas Cell, Ra226, Liquid "As Received"														
Radium-226	U	-0.0539	+/-0.149	0.469	+/-0.149	1.00	pCi/L			AW6	10/28/25	0829	2879010	2

The following Analytical Methods were performed

Method	Description
1	EPA 904.0/SW846 9320 Modified
2	EPA 903.1 Modified

Surrogate/Tracer Recovery	Test	Batch ID	Recovery%	Acceptable Limits
Barium-133 Tracer	GFPC Ra228, Liquid "As Received"	2879147	84.6	(15%-125%)

Notes:

The MDC is a sample specific MDC.
TPU and Counting Uncertainty are calculated at the 95% confidence level (1.96-sigma).

Column headers are defined as follows:

DF: Dilution Factor
DL: Detection Limit
Lc/LC: Critical Level
MDA: Minimum Detectable Activity
MDC: Minimum Detectable Concentration
Mtd.: Method
PF: Prep Factor
RL: Reporting Limit
TPU: Total Propagated Uncertainty

QC Summary

Report Date: November 5, 2025
Page 1 of 2

Client : **ALS Group USA, Corp**
3352 128th Ave

Holland, Michigan

Contact: **Jodi Blouw**

Workorder: **746965**

Parmname	NOM	Sample	Qual	QC	Units	RPD%	REC%	Range	Anlst	Date Time
Rad Gas Flow										
Batch 2879147										
QC1206264745 746965001 DUP										
Radium-228		3.26		1.46	pCi/L	76.2		(0% - 100%)	CH7	10/29/2509:30
	Uncert:	+/-1.24		+/-0.949						
	TPU:	+/-1.53		+/-1.03						
QC1206264746 LCS										
Radium-228	64.5			59.8	pCi/L		92.7	(75%-125%)	CH7	10/29/2509:25
	Uncert:			+/-4.12						
	TPU:			+/-17.2						
QC1206264744 MB										
Radium-228			U	1.67	pCi/L				CH7	10/29/2509:25
	Uncert:			+/-1.26						
	TPU:			+/-1.35						
Rad Ra-226										
Batch 2879010										
QC1206264463 746921001 DUP										
Radium-226		1.92		1.08	pCi/L	56.2		(0% - 100%)	AW6	10/28/2508:29
	Uncert:	+/-0.720		+/-0.523						
	TPU:	+/-0.792		+/-0.563						
QC1206264465 LCS										
Radium-226	27.1			30.9	pCi/L		114	(75%-125%)	AW6	10/28/2509:05
	Uncert:			+/-2.86						
	TPU:			+/-6.04						
QC1206264462 MB										
Radium-226			U	0.490	pCi/L				AW6	10/28/2509:05
	Uncert:			+/-0.400						
	TPU:			+/-0.410						
QC1206264464 746921001 MS										
Radium-226	132	1.92		138	pCi/L		104	(75%-125%)	AW6	10/28/2509:05
	Uncert:	+/-0.720		+/-12.1						
	TPU:	+/-0.792		+/-26.6						

Notes:

TPU and Counting Uncertainty are calculated at the 95% confidence level (1.96-sigma).

The Qualifiers in this report are defined as follows:

U U Analyte was analyzed for, but not detected above the MDL, MDA, MDC or LOD.

QC Summary

Workorder: **746965**

Parmname	NOM	Sample	Qual	QC	Units	RPD%	REC%	Range	Anlst	Date Time

N/A indicates that spike recovery limits do not apply when sample concentration exceeds spike conc. by a factor of 4 or more or %RPD not applicable.
** Indicates analyte is a surrogate/tracer compound.
^ The Relative Percent Difference (RPD) obtained from the sample duplicate (DUP) is evaluated against the acceptence criteria when the sample is greater than five times (5X) the contract required detection limit (RL). In cases where either the sample or duplicate value is less than 5X the RL, a control limit of +/- the RL is used to evaluate the DUP result.
For PS, PSD, and SDILT results, the values listed are the measured amounts, not final concentrations.

Where the analytical method has been performed under NELAP certification, the analysis has met all of the requirements of the NELAC standard unless qualified on the QC Summary.

ALS Group USA, Corp.
3352 128th Ave Holland Michigan 49424 United States
T+1 616 399 6070 | F

746965

right solutions. right partner.

Subcontract Chain of Custody

SAMPLING STATE:

COC ID: HN2514590

Subcontract To:
GEL Laboratories - Charleston, SC TEL: (843) 556-8171
2040 Savage Road FAX: (866) 624-0132
Charleston South Carolina 29407

Due Date: 10/14/2025
Analysis Report Format: ALS Standard – Level II
Electronic Data Deliverable: ERM_EQUIS_CAN

Customer Information		Project Information		Parameter/Method Request for Analysis	
Purchase Order		Project Name	Sammis Environmental Services CEC 25000-02	A	EPA 903.1 Mod - Radium-226 (EXT SUB)
Work Order	HN2514590			B	EPA 904.0 - Radium-228 (EXT SUB)
Company Name	Holland - Environmental	Bill To Company	Holland - Environmental	C	
Send Report To	Jodi Blouw	Inv Attn	Accounts Payable	D	
Address	3352 128th Ave	Address	3352 128th Ave	E	
				F	
City/State/Zip	Holland Michigan 49424	City/State/Zip	Holland Michigan 49424	G	
Phone	+1 616 399 6070	Phone	+1 616 399 6070	H	
Fax		Fax		I	
Email Address	jodi.blouw@alsglobal.com			J	

ALS Sample ID	Client Sample ID	Matrix	Collection Date	Bottle	A	B	C	D	E	F	G	H	I	J
HN2514590-001	SMMS-MW-6-100225	Groundwater	10/02/2025 09:10	001-AA	x	x								
HN2514590-002	SMMS-MW-11D-100225	Groundwater	10/02/2025 11:20	002-AA	x	x								
HN2514590-003	SMMS-P-1-100225	Groundwater	10/02/2025 10:05	003-AA	x	x								
HN2514590-004	SMMS-FB-02-100225	Groundwater	10/02/2025 10:10	004-AA	x	x								
HN2514590-005	SMMS-MW-11S-100225	Groundwater	10/02/2025 12:24	005-AA	x	x								
HN2514590-006	SMMS-MW-13BR-100225	Groundwater	10/02/2025 14:12	006-AA	x	x								
HN2514590-007	SMMS-MW-14S-100225	Groundwater	10/02/2025 09:05	007-AA	x	x								
HN2514590-008	SMMS-FB-01-100225	Groundwater	10/02/2025 09:13	008-AA	x	x								
HN2514590-009	SMMS-MW-16-100225	Groundwater	10/02/2025 10:08	009-AA	x	x								
HN2514590-010	SMMS-MW-13S-100225	Groundwater	10/02/2025 13:20	010-AA	x	x								
HN2514590-011	SMMS-MW-10D-100225	Groundwater	10/02/2025 14:26	011-AA	x	x								
HN2514590-012	SMMS-M-99B-100225	Groundwater	10/02/2025 09:30	012-AA	x	x								

Relinquished by	Date Time	Received by	Date Time	Cooler ID's
[signature]	10/8/25 1430	Erin [signature]	10/9/25 955	
Relinquished by	Date Time	Received by	Date Time	
Sampled by: Sydney Calhoun				

GEL Laboratories LLC

SAMPLE RECEIPT & REVIEW FORM

Client: ALSE	SDG/AR/COC/Work Order: 746965	GEL PM:
Received By: EG	Date Received at GEL: 10/9/25	
Courier (Circle Applicable) FedEx Express FedEx Ground UPS Field Services Courier Client Other:	IR Temp gun # IR5-23 Daily Calibration Performed? Y/N	

Tracking Number	Temp (C)	If over 6 °C, check if samples do not require cold preservation (ie radiochem only).	Tracking Number	Temp (C)	If over 6 °C, check if samples do not require cold preservation (ie radiochem only).
4308 9607 4460	27	✓			
4308 9607 4450	21	✓			

Suspected Hazard Information	Yes	No	*If Net Counts > 100cpm on samples not marked "radioactive", contact the Radiation Safety Group for further investigation.
A)Shipped as a DOT Hazardous?		✓	Hazard Class Shipped: UN#: If UN2910, Is the Radioactive Shipment Survey Compliant? Yes___ No___
B) Did the client designate the samples are to be received as radioactive?		✓	COC notation or radioactive stickers on containers equal client designation.
C) Did the RSO classify the samples as radioactive?		✓	Maximum Net Counts Observed* (Observed Counts - Area Background Counts): 0 CPM mR/Hr Classified as: Rad 1 Rad 2 Rad 3
D) Are there any sample hazards to document?		✓	If yes, select Hazards below. PCBs Flammable Foreign Soil RCRA Asbestos Beryllium Corrosive Other:
E) Was a SDS received and reviewed by Lab Safety?		✓	Circle Applicable: See additional Comments below. No additional comments needed after review.

	Sample Receipt Criteria	Yes	NA	No	Comments/Qualifiers (Required for Non-Conforming Items)
1	Shipping containers received intact and sealed?	✓			Circle Applicable: Direct client dropoff Seals broken Damaged container Leaking container Other (describe)
2	Chain of custody documents included with shipment?	✓			Circle Applicable: Client contacted and provided COC COC created upon receipt
3	If there are samples requiring cold preservation, did they arrive within (0 < 6 °C)?		✓		Preservation Method: Wet Ice Ice Packs Dry Ice None Other: *all temperatures recorded next to tracking numbers are in Celcius
4	Sample containers intact and sealed?	✓			Circle Applicable: Seals broken Damaged container Leaking container Other (describe)
5	Samples requiring chemical preservation at proper pH?	✓			Preserved per COC request or list Sample IDs and Containers Affected: If Preservation added, Lot#:
6	Do any samples require Volatile Analysis? (If yes, answer all three additional questions.)			✓	If Yes, are Encores or Soil Kits present? Yes___ No___ (If yes, take to VOA Freezer) Do liquid VOA vials contain acid preservation? Yes___ No___ NA___ (If unknown, select No) Are liquid VOA vials free of headspace? Yes___ No___ NA___ Sample IDs and containers affected:
7	Samples received within holding time?	✓			IDs and tests affected:
8	Sample IDs on COC match IDs on bottles?	✓			IDs and containers affected:
9	Date & time on COC match date & time on bottles?	✓			Circle Applicable: No dates on containers No times on containers COC missing info Other (describe)
10	Number of containers received match number indicated on COC?			✓	Circle Applicable: No container count on COC Missing Container (provide details) Other (describe)
11	Are sample containers identifiable as GEL provided by use of GEL labels?			✓	
12	COC form is properly signed in relinquished/received sections?	✓			Circle Applicable: Not relinquished Other (describe)

Comments:

PM (or PMA) review: Initials AM Date 10/10/25

☐ Continuation Form Required when selected

GL-CHL-SR-001 Rev 8

List of current GEL Certifications as of 05 November 2025

State	Certification
Alabama	42200
Alaska	17-018
Alaska Drinking Water	SC00012
Arkansas	88-00651
CLIA	42D0904046
California	2940
Colorado	SC00012
Connecticut	PH-0169
DoD ELAP/ ISO17025 A2LA	2567.01
Florida NELAP	E87156
Foreign Soils Permit	525-24-281-19660
Georgia	SC00012
Georgia SDWA	967
Hawaii	SC00012
Idaho	SC00012
Illinois NELAP	200029
Indiana	C-SC-01
Kansas NELAP	E-10332
Kentucky SDWA	KY90129
Kentucky Wastewater	KY90129
Louisiana Drinking Water	LA024
Louisiana NELAP	03046 (AI33904)
Maine	2023019
Maryland	270
Massachusetts	M-SC012
Massachusetts PFAS Approval	Letter
Michigan	9976
Mississippi	SC00012
Nebraska	NE-OS-26-13
Nevada	NV-C24-00175
New Hampshire NELAP	205424
New Jersey NELAP	SC002
New Mexico	SC00012
New York NELAP	11501
North Carolina	233
North Carolina SDWA	45709
North Dakota	R-158
Oklahoma	2023-152
Pennsylvania NELAP	68-00485
Puerto Rico	SC00012
S. Carolina Radiochem	10120002
Sanitation Districts of LA	9255651
South Carolina Chemistry	10120001
Tennessee	TN 02934
Texas NELAP	T104704235
Utah NELAP	SC000122024-45
Vermont	VT87156
Virginia NELAP	460202
Washington	C780

Product: **GFPC Ra228, Liquid**
Analytical Method: EPA 904.0/SW846 9320 Modified
Analytical Procedure: GL-RAD-A-063 REV# 5
Analytical Batch: 2879147

The following samples were analyzed using the above methods and analytical procedure•s,.

GEL Sample ID#	Client Sample Identification
746965001	SMMS-MW-6-100225
746965002	SMMS-MW-11D-100225
746965003	SMMS-P-1-100225
746965004	SMMS-FB-02-100225
746965005	SMMS-MW-11S-100225
746965006	SMMS-MW-13BR-100225
746965007	SMMS-MW-14S-100225
746965008	SMMS-FB-01-100225
746965009	SMMS-MW-16-100225
746965010	SMMS-MW-13S-100225
746965011	SMMS-MW-10D-100225
746965012	SMMS-M-99B-100225
1206264744	Method Blank •MB,
1206264745	746965001•SMMS-MW-6-100225, Sample Duplicate •DUP,
1206264746	Laboratory Control Sample •LCS,

The samples in this SDG were analyzed on an "as received" basis.

Data Summary:

All sample data provided in this report met the acceptance criteria specified in the analytical methods and procedures for initial calibration, continuing calibration, instrument controls and process controls where applicable, with the following exceptions.

Technical Information

Recounts
Sample 746965011 •SMMS-MW-10D-100225, was re-eluted and recounted to verify sample result. The recount is reported.

Product: **Lucas Cell, Ra226, Liquid**
Analytical Method: EPA 903.1 Modified
Analytical Procedure: GL-RAD-A-008 REV# 15
Analytical Batch: 2879010

The following samples were analyzed using the above methods and analytical procedure(s).

GEL Sample ID#	Client Sample Identification
746965001	SMMS-MW-6-100225
746965002	SMMS-MW-11D-100225
746965003	SMMS-P-1-100225
746965004	SMMS-FB-02-100225
746965005	SMMS-MW-11S-100225
746965006	SMMS-MW-13BR-100225
746965007	SMMS-MW-14S-100225
746965008	SMMS-FB-01-100225
746965009	SMMS-MW-16-100225
746965010	SMMS-MW-13S-100225
746965011	SMMS-MW-10D-100225
746965012	SMMS-M-99B-100225
1206264462	Method Blank (MB)
1206264463	746921001(NonSDG) Sample Duplicate (DUP)
1206264464	746921001(NonSDG) Matrix Spike (MS)
1206264465	Laboratory Control Sample (LCS)

The samples in this SDG were analyzed on an "as received" basis.

Data Summary:

All sample data provided in this report met the acceptance criteria specified in the analytical methods and procedures for initial calibration, continuing calibration, instrument controls and process controls where applicable, with the following exceptions.

Miscellaneous Information

Additional Comments
The matrix spike, 1206264464 (Non SDG 746921001MS), aliquot was reduced to conserve sample volume.

Certification Statement

Where the analytical method has been performed under NELAP certification, the analysis has met all of the requirements of the NELAC standard unless otherwise noted in the analytical case narrative.

Alliance Technical Group - Akron
3310 Win St.
Cuyahoga Falls, Ohio 44223
TEL: (330) 253-8211
Website: http://www.settek.com

December 08, 2025

Rob Eaton
Civil and Environmental Consultants, Inc.
700 Cherrington Parkway
Moon Township, PA 15108
TEL: (412) 429-2324
FAX: (412) 429-2114

RE: 341-963 Sammis MW-12S Sampling

Dear Rob Eaton:

Order No.: 25111279

Alliance Technical Group - Akron received 1 sample(s) on 11/17/2025 for the analyses presented in the following report.

There were no problems with the analytical events associated with this report unless noted in the Case Narrative.

Quality control data is within laboratory defined or method specified acceptance limits except where noted.

If you have any questions regarding these tests results, please feel free to call the laboratory.

Sincerely,

Holly Florea

Holly Florea
Project Manager
3310 Win St.
Cuyahoga Falls, Ohio 44223

Arkansas 88-0735, California 2943, Colorado, Connecticut PH-0828, Florida NELAC E87688, Idaho OH00923, Illinois 200061, Indiana C-OH-13, ISO/IEC 17025:2017 119125 L22-544, Kansas E-10347, Kentucky (Underground Storage Tank) 3, Kentucky 90146, Maryland 339, Michigan 9988, Minnesota 1780279, Nevada OH009232020-1, New Hampshire 2996, New Jersey OH006, New York 11777, North Carolina 39705 and 631, North Dakota R-201, Ohio DW, Ohio VAP CL0052, Oklahoma 2019-155, Oregon OH200001, Pennsylvania 68-01335, Rhode Island LA000317, South Carolina 92016001, Texas T104704466-19-16, Utah OH009232020-12, Virginia VELAP 10381, West Virginia 9957C

Alliance Technical Group - Akron
3310 Win St.
Cuyahoga Falls, Ohio 44223
TEL: (330) 253-8211 FAX: (330) 253-4489
Website: http://www.settek.com

Case Narrative

WO#: **25111279**
Date: **12/8/2025**

CLIENT: Civil and Environmental Consultants, Inc.
Project: 341-963 Sammis MW-12S Sampling

This report in its entirety consists of the following documents: Cover Letter, Case Narrative, Analytical Results, QC Summary Report, Applicable Accreditation Information, Chain-of-Custody, Cooler Receipt Form, and other applicable forms as necessary. All documents contain the Alliance Technical Group Work Order Number assigned to this report.

Alliance Technical Group holds the accreditations/certifications listed at the bottom of the cover letter that may or may not pertain to this report. Please refer to the "Accreditation Program Analytes Report" for accredited analytes list.

The information contained in this analytical report is the sole property of Alliance Technical Group and that of the customer. It cannot be reproduced in any form without the consent of Alliance Technical Group or the customer for which this report was issued. The results contained in this report are only representative of the samples received. Conditions can vary at different times and at different sampling conditions. Alliance Technical Group is not responsible for use or interpretation of the data included herein.

All results for solid samples are reported on an "as received" or "wet weight" basis unless indicated as "dry weight" using the "-dry" designation on the reporting units.

This report is believed to meet all of the requirements of the accrediting agency, where applicable. Any comments or problems with the analytical events associated with this report are noted below.

Alliance Technical Group - Akron
3310 Win St.
Cuyahoga Falls, Ohio 44223
TEL: (330) 253-8211
Website: http://www.settek.com

Workorder Sample Summary

WO#: **25111279**

08-Dec-25

CLIENT: Civil and Environmental Consultants, Inc.

Project: 341-963 Sammis MW-12S Sampling

Lab SampleID	Client Sample ID	Tag No	Date Collected	Date Received	Matrix
25111279-001	MW-12S		11/14/2025 11:21:00 AM	11/17/2025 11:30:00 AM	Non-Potable Water
25111279-001	MW-12S		11/14/2025 11:21:00 AM	11/17/2025 11:30:00 AM	Non-Potable Water
25111279-001	MW-12S		11/14/2025 11:21:00 AM	11/17/2025 11:30:00 AM	Non-Potable Water

Alliance Technical Group - Akron
3310 Win St.
Cuyahoga Falls, Ohio 44223
TEL: (330) 253-8211 FAX: (330) 253-4489
Website: http://www.settek.com

Analytical Report

(consolidated)

WO#: **25111279**

Date Reported: **12/8/2025**

CLIENT: Civil and Environmental Consultants, Inc. **Collection Date:** 11/14/2025 11:21:00 AM

Project: 341-963 Sammis MW-12S Sampling

Lab ID: 25111279-001 **Matrix:** NON-POTABLE WATER

Client Sample ID: MW-12S

Analyses	Result	RL	Qual	Units	DF	Date Analyzed
MERCURY (EPA 7470A)				**SW7470A**	**SW7470A**	Analyst: **OK**
Mercury	ND	0.000200		mg/L	1	11/20/2025 12:12:00 PM
MERCURY (EPA 7470A)				**SW7470A**	**SW7470A**	Analyst: **OK**
Dissolved Mercury	ND	0.000200		mg/L	1	11/20/2025 12:14:00 PM
METALS (EPA 6010D)				**SW6010**	**SW3005A**	Analyst: **RJE**
Antimony(Sb)	ND	0.0200		mg/L	1	11/22/2025 9:43:00 PM
Arsenic(As)	ND	0.0100		mg/L	1	11/22/2025 9:43:00 PM
Barium(Ba)	ND	0.0200		mg/L	1	11/22/2025 9:43:00 PM
Beryllium(Be)	ND	0.00100		mg/L	1	11/22/2025 9:43:00 PM
Cadmium(Cd)	ND	0.00200		mg/L	1	11/22/2025 9:43:00 PM
Chromium(Cr)	ND	0.00800		mg/L	1	11/22/2025 9:43:00 PM
Cobalt(Co)	0.0279	0.0200		mg/L	1	11/22/2025 9:43:00 PM
Lead(Pb)	ND	0.0100		mg/L	1	11/22/2025 9:43:00 PM
Lithium(Li)	ND	0.0500		mg/L	1	11/22/2025 9:43:00 PM
Molybdenum(Mo)	ND	0.0200		mg/L	1	11/22/2025 9:43:00 PM
Selenium(Se)	0.0111	0.00800		mg/L	1	11/22/2025 9:43:00 PM
Thallium(Tl)	ND	0.0200		mg/L	1	11/22/2025 9:43:00 PM
DISSOLVED METALS - EPA 6010 NPW METALS (EPA 6010D)				**SW6010**	**SW3005A**	Analyst: **RJE**
Dissolved Antimony	ND	0.0200		mg/L	1	11/22/2025 10:45:00 PM
Dissolved Arsenic	ND	0.0100		mg/L	1	11/22/2025 10:45:00 PM
Dissolved Barium	ND	0.0200		mg/L	1	11/24/2025 8:00:00 AM
Dissolved Beryllium	ND	0.00100		mg/L	1	11/22/2025 10:45:00 PM
Dissolved Cadmium	ND	0.00200		mg/L	1	11/22/2025 10:45:00 PM
Dissolved Chromium	ND	0.00800		mg/L	1	11/22/2025 10:45:00 PM
Dissolved Cobalt	0.0289	0.0200		mg/L	1	11/22/2025 10:45:00 PM
Dissolved Lead	ND	0.0100		mg/L	1	11/22/2025 10:45:00 PM
Dissolved Lithium	ND	0.0500		mg/L	1	11/22/2025 10:45:00 PM
Dissolved Molybdenum	ND	0.0200		mg/L	1	11/22/2025 10:45:00 PM
Dissolved Selenium	ND	0.00800		mg/L	1	11/22/2025 10:45:00 PM

Qualifiers:

E	Value above quantitation range	H	Holding times for preparation or analysis exceeded
M	Manual Integration used to determine area response	ND	Not Detected
PL	Permit Limit	R	RPD outside accepted recovery limits
RL	Reporting Detection Limit	W	Sample container temperature is out of limit as specified at testcode

Original

Alliance Technical Group - Akron
3310 Win St.
Cuyahoga Falls, Ohio 44223
TEL: (330) 253-8211 FAX: (330) 253-4489
Website: http://www.settek.com

Analytical Report

(consolidated)

WO#: **25111279**

Date Reported: **12/8/2025**

CLIENT: Civil and Environmental Consultants, Inc. **Collection Date:** 11/14/2025 11:21:00 AM

Project: 341-963 Sammis MW-12S Sampling

Lab ID: 25111279-001 **Matrix:** NON-POTABLE WATER

Client Sample ID: MW-12S

Analyses	Result	RL	Qual	Units	DF	Date Analyzed
DISSOLVED METALS - EPA 6010 NPW METALS (EPA 6010D)				**SW6010**	**SW3005A**	Analyst: **RJE**
Dissolved Thallium	ND	0.0200		mg/L	1	11/22/2025 10:45:00 PM
ANIONS BY IC (EPA 300.0)				**E300.0**		Analyst: **JPN**
Fluoride	0.465	0.100		mg/L	1	12/3/2025 11:58:00 PM

Qualifiers:

E	Value above quantitation range	H	Holding times for preparation or analysis exceeded
M	Manual Integration used to determine area response	ND	Not Detected
PL	Permit Limit	R	RPD outside accepted recovery limits
RL	Reporting Detection Limit	W	Sample container temperature is out of limit as specified at testcode

Original

Alliance Technical Group - Akron
3310 Win St.
Cuyahoga Falls, Ohio 44223
TEL: (330) 253-8211 FAX: (330) 253-4489
Website: http://www.settek.com

QC SUMMARY REPORT

WO#: **25111279**
08-Dec-25

Client: Civil and Environmental Consultants, Inc.
Project: 341-963 Sammis MW-12S Sampling **BatchID:** **90012**

Sample ID: **MB-90012** SampType: **MBLK** TestCode: **MTL-ICP_NP** Units: **mg/L** Prep Date: **11/18/2025** RunNo: **221443**
Client ID: **BatchQC** Batch ID: **90012** TestNo: **SW6010** **SW3005A** Analysis Date: **11/22/2025** SeqNo: **5906156**

Analyte	Result	PQL	SPK value	SPK Ref Val	%REC	LowLimit	HighLimit	RPD Ref Val	%RPD	RPDLimit	Qual
Antimony(Sb)	ND	0.0200									
Arsenic(As)	ND	0.0100									
Barium(Ba)	ND	0.0200									
Beryllium(Be)	ND	0.00100									
Cadmium(Cd)	ND	0.00200									
Chromium(Cr)	ND	0.00800									
Cobalt(Co)	ND	0.0200									
Lead(Pb)	ND	0.0100									
Lithium(Li)	ND	0.0500									
Molybdenum(Mo)	ND	0.0200									
Selenium(Se)	ND	0.00800									
Thallium(Tl)	ND	0.0200									

Sample ID: **LCS-90012** SampType: **LCS** TestCode: **MTL-ICP_NP** Units: **mg/L** Prep Date: **11/18/2025** RunNo: **221443**
Client ID: **BatchQC** Batch ID: **90012** TestNo: **SW6010** **SW3005A** Analysis Date: **11/22/2025** SeqNo: **5906157**

Analyte	Result	PQL	SPK value	SPK Ref Val	%REC	LowLimit	HighLimit	RPD Ref Val	%RPD	RPDLimit	Qual
Antimony(Sb)	0.423	0.0200	0.4000	0	106	80	120				
Arsenic(As)	0.167	0.0100	0.1600	0	104	80	120				
Barium(Ba)	0.209	0.0200	0.2000	0	105	80	120				
Beryllium(Be)	0.0209	0.00100	0.02000	0	104	80	120				
Cadmium(Cd)	0.0418	0.00200	0.04000	0	104	80	120				
Chromium(Cr)	0.170	0.00800	0.1600	0	106	80	120				
Cobalt(Co)	0.426	0.0200	0.4000	0	107	80	120				
Lead(Pb)	0.413	0.0100	0.4000	0	103	80	120				

Qualifiers:

E	Value above quantitation range	H	Holding times for preparation or analysis exceeded	M	Manual Integration used to determine area respor
ND	Not Detected	PL	Permit Limit	R	RPD outside accepted recovery limits
RL	Reporting Detection Limit	W	Sample container temperature is out of limit as specified at testcode		

Original

Alliance Technical Group - Akron
3310 Win St.
Cuyahoga Falls, Ohio 44223
TEL: (330) 253-8211 FAX: (330) 253-4489
Website: http://www.settek.com

QC SUMMARY REPORT

WO#: **25111279**
08-Dec-25

Client: Civil and Environmental Consultants, Inc.
Project: 341-963 Sammis MW-12S Sampling **BatchID:** **90012**

Sample ID: **LCS-90012** SampType: **LCS** TestCode: **MTL-ICP_NP** Units: **mg/L** Prep Date: **11/18/2025** RunNo: **221443**
Client ID: **BatchQC** Batch ID: **90012** TestNo: **SW6010** **SW3005A** Analysis Date: **11/22/2025** SeqNo: **5906157**

Analyte	Result	PQL	SPK value	SPK Ref Val	%REC	LowLimit	HighLimit	RPD Ref Val	%RPD	RPDLimit	Qual
Lithium(Li)	0.461	0.0500	0.5000	0	92.2	80	120				
Molybdenum(Mo)	0.170	0.0200	0.1600	0	106	80	120				
Selenium(Se)	0.218	0.00800	0.2000	0	109	80	120				
Thallium(Tl)	0.425	0.0200	0.4000	0	106	80	120				

Sample ID: **25111274-002BMS** SampType: **MS** TestCode: **MTL-ICP_NP** Units: **mg/L** Prep Date: **11/18/2025** RunNo: **221443**
Client ID: **BatchQC** Batch ID: **90012** TestNo: **SW6010** **SW3005A** Analysis Date: **11/22/2025** SeqNo: **5906159**

Analyte	Result	PQL	SPK value	SPK Ref Val	%REC	LowLimit	HighLimit	RPD Ref Val	%RPD	RPDLimit	Qual
Antimony(Sb)	0.405	0.0200	0.4000	0	101	75	125				
Arsenic(As)	0.164	0.0100	0.1600	0	103	75	125				
Barium(Ba)	0.278	0.0200	0.2000	0.07380	102	75	125				
Beryllium(Be)	0.0204	0.00100	0.02000	0	102	75	125				
Cadmium(Cd)	0.0388	0.00200	0.04000	0	97.0	75	125				
Chromium(Cr)	0.161	0.00800	0.1600	0	101	75	125				
Cobalt(Co)	0.384	0.0200	0.4000	0	96.0	75	125				
Lead(Pb)	0.385	0.0100	0.4000	0	96.3	75	125				
Lithium(Li)	0.599	0.0500	1.000	0.01220	58.7	75	125				S
Molybdenum(Mo)	0.167	0.0200	0.1600	0	104	75	125				
Selenium(Se)	0.216	0.00800	0.2000	0	108	75	125				
Thallium(Tl)	0.401	0.0200	0.4000	0	100	75	125				

Qualifiers:

E	Value above quantitation range	H	Holding times for preparation or analysis exceeded	M	Manual Integration used to determine area respor
ND	Not Detected	PL	Permit Limit	R	RPD outside accepted recovery limits
RL	Reporting Detection Limit	W	Sample container temperature is out of limit as specified at testcode		

Original

Alliance Technical Group - Akron
3310 Win St.
Cuyahoga Falls, Ohio 44223
TEL: (330) 253-8211 FAX: (330) 253-4489
Website: http://www.settek.com

QC SUMMARY REPORT

WO#: **25111279**

08-Dec-25

Client: Civil and Environmental Consultants, Inc.

Project: 341-963 Sammis MW-12S Sampling

BatchID: **90012**

Sample ID: **25111274-002BMSD** SampType: **MSD** TestCode: **MTL-ICP_NP** Units: **mg/L** Prep Date: **11/18/2025** RunNo: **221443**

Client ID: **BatchQC** Batch ID: **90012** TestNo: **SW6010** **SW3005A** Analysis Date: **11/22/2025** SeqNo: **5906160**

Analyte	Result	PQL	SPK value	SPK Ref Val	%REC	LowLimit	HighLimit	RPD Ref Val	%RPD	RPDLimit	Qual
Antimony(Sb)	0.399	0.0200	0.4000	0	99.7	75	125	0.4046	1.42	20	
Arsenic(As)	0.161	0.0100	0.1600	0	100	75	125	0.1643	2.22	20	
Barium(Ba)	0.263	0.0200	0.2000	0.07380	94.4	75	125	0.2776	5.55	20	
Beryllium(Be)	0.0194	0.00100	0.02000	0	97.0	75	125	0.02040	5.03	20	
Cadmium(Cd)	0.0375	0.00200	0.04000	0	93.8	75	125	0.03880	3.41	20	
Chromium(Cr)	0.155	0.00800	0.1600	0	96.8	75	125	0.1609	3.80	20	
Cobalt(Co)	0.381	0.0200	0.4000	0	95.3	75	125	0.3840	0.758	20	
Lead(Pb)	0.369	0.0100	0.4000	0	92.3	75	125	0.3852	4.24	20	
Lithium(Li)	0.567	0.0500	1.000	0.01220	55.5	75	125	0.5991	5.44	20	S
Molybdenum(Mo)	0.163	0.0200	0.1600	0	102	75	125	0.1667	2.00	20	
Selenium(Se)	0.219	0.00800	0.2000	0	110	75	125	0.2158	1.56	20	
Thallium(Tl)	0.390	0.0200	0.4000	0	97.4	75	125	0.4009	2.83	20	

Qualifiers:

E	Value above quantitation range	H	Holding times for preparation or analysis exceeded	M	Manual Integration used to determine area respor
ND	Not Detected	PL	Permit Limit	R	RPD outside accepted recovery limits
RL	Reporting Detection Limit	W	Sample container temperature is out of limit as specified at testcode		

Original

Alliance Technical Group - Akron
3310 Win St.
Cuyahoga Falls, Ohio 44223
TEL: (330) 253-8211 FAX: (330) 253-4489
Website: http://www.settek.com

QC SUMMARY REPORT

WO#: **25111279**
08-Dec-25

Client: Civil and Environmental Consultants, Inc.
Project: 341-963 Sammis MW-12S Sampling **BatchID:** **90013**

Sample ID: **MB-90013** SampType: **MBLK** TestCode: **MTL-ICP_NP** Units: **mg/L** Prep Date: **11/18/2025** RunNo: **221443**
Client ID: **BatchQC** Batch ID: **90013** TestNo: **SW6010** **SW3005A** Analysis Date: **11/22/2025** SeqNo: **5906170**

Analyte	Result	PQL	SPK value	SPK Ref Val	%REC	LowLimit	HighLimit	RPD Ref Val	%RPD	RPDLimit	Qual
Dissolved Antimony	ND	0.0200									
Dissolved Arsenic	ND	0.0100									
Dissolved Barium	ND	0.0200									
Dissolved Beryllium	ND	0.00100									
Dissolved Cadmium	ND	0.00200									
Dissolved Chromium	ND	0.00800									
Dissolved Cobalt	ND	0.0200									
Dissolved Lead	ND	0.0100									
Dissolved Lithium	ND	0.0500									
Dissolved Molybdenum	ND	0.0200									
Dissolved Selenium	ND	0.00800									
Dissolved Thallium	ND	0.0200									

Sample ID: **LCS-90013** SampType: **LCS** TestCode: **MTL-ICP_NP** Units: **mg/L** Prep Date: **11/18/2025** RunNo: **221443**
Client ID: **BatchQC** Batch ID: **90013** TestNo: **SW6010** **SW3005A** Analysis Date: **11/22/2025** SeqNo: **5906171**

Analyte	Result	PQL	SPK value	SPK Ref Val	%REC	LowLimit	HighLimit	RPD Ref Val	%RPD	RPDLimit	Qual
Dissolved Antimony	0.430	0.0200	0.4000	0	108	80	120				
Dissolved Arsenic	0.167	0.0100	0.1600	0	104	80	120				
Dissolved Barium	0.205	0.0200	0.2000	0	102	80	120				
Dissolved Beryllium	0.0204	0.00100	0.02000	0	102	80	120				
Dissolved Cadmium	0.0421	0.00200	0.04000	0	105	80	120				
Dissolved Chromium	0.173	0.00800	0.1600	0	108	80	120				
Dissolved Cobalt	0.434	0.0200	0.4000	0	109	80	120				
Dissolved Lead	0.426	0.0100	0.4000	0	107	80	120				

Qualifiers:

E	Value above quantitation range	H	Holding times for preparation or analysis exceeded	M	Manual Integration used to determine area respor
ND	Not Detected	PL	Permit Limit	R	RPD outside accepted recovery limits
RL	Reporting Detection Limit	W	Sample container temperature is out of limit as specified at testcode		

Original

Alliance Technical Group - Akron
3310 Win St.
Cuyahoga Falls, Ohio 44223
TEL: (330) 253-8211 FAX: (330) 253-4489
Website: http://www.settek.com

QC SUMMARY REPORT

WO#: **25111279**
08-Dec-25

Client: Civil and Environmental Consultants, Inc.
Project: 341-963 Sammis MW-12S Sampling **BatchID:** **90013**

Sample ID: **LCS-90013** SampType: **LCS** TestCode: **MTL-ICP_NP** Units: **mg/L** Prep Date: **11/18/2025** RunNo: **221443**
Client ID: **BatchQC** Batch ID: **90013** TestNo: **SW6010** **SW3005A** Analysis Date: **11/22/2025** SeqNo: **5906171**

Analyte	Result	PQL	SPK value	SPK Ref Val	%REC	LowLimit	HighLimit	RPD Ref Val	%RPD	RPDLimit	Qual
Dissolved Lithium	0.477	0.0500	0.5000	0	95.4	80	120				
Dissolved Molybdenum	0.173	0.0200	0.1600	0	108	80	120				
Dissolved Selenium	0.224	0.00800	0.2000	0	112	80	120				
Dissolved Thallium	0.426	0.0200	0.4000	0	107	80	120				

Sample ID: **25111274-002CMS** SampType: **MS** TestCode: **MTL-ICP_NP** Units: **mg/L** Prep Date: **11/18/2025** RunNo: **221443**
Client ID: **BatchQC** Batch ID: **90013** TestNo: **SW6010** **SW3005A** Analysis Date: **11/22/2025** SeqNo: **5906173**

Analyte	Result	PQL	SPK value	SPK Ref Val	%REC	LowLimit	HighLimit	RPD Ref Val	%RPD	RPDLimit	Qual
Dissolved Antimony	0.435	0.0200	0.4000	0	109	75	125				
Dissolved Arsenic	0.176	0.0100	0.1600	0	110	75	125				
Dissolved Barium	0.290	0.0200	0.2000	0.06850	111	75	125				
Dissolved Beryllium	0.0208	0.00100	0.02000	0	104	75	125				
Dissolved Cadmium	0.0402	0.00200	0.04000	0	101	75	125				
Dissolved Chromium	0.173	0.00800	0.1600	0.002500	107	75	125				
Dissolved Cobalt	0.412	0.0200	0.4000	0	103	75	125				
Dissolved Lead	0.409	0.0100	0.4000	0	102	75	125				
Dissolved Lithium	0.668	0.0500	1.000	0.01150	65.7	75	125				S
Dissolved Molybdenum	0.179	0.0200	0.1600	0	112	75	125				
Dissolved Selenium	0.235	0.00800	0.2000	0	118	75	125				
Dissolved Thallium	0.430	0.0200	0.4000	0	108	75	125				

Qualifiers:

E	Value above quantitation range	H	Holding times for preparation or analysis exceeded	M	Manual Integration used to determine area respor
ND	Not Detected	PL	Permit Limit	R	RPD outside accepted recovery limits
RL	Reporting Detection Limit	W	Sample container temperature is out of limit as specified at testcode		

Original

Alliance Technical Group - Akron
3310 Win St.
Cuyahoga Falls, Ohio 44223
TEL: (330) 253-8211 FAX: (330) 253-4489
Website: http://www.settek.com

QC SUMMARY REPORT

WO#: **25111279**
08-Dec-25

Client: Civil and Environmental Consultants, Inc.
Project: 341-963 Sammis MW-12S Sampling **BatchID:** **90013**

Sample ID: **25111274-002CMSD** SampType: **MSD** TestCode: **MTL-ICP_NP** Units: **mg/L** Prep Date: **11/18/2025** RunNo: **221443**
Client ID: **BatchQC** Batch ID: **90013** TestNo: **SW6010** **SW3005A** Analysis Date: **11/22/2025** SeqNo: **5906176**

Analyte	Result	PQL	SPK value	SPK Ref Val	%REC	LowLimit	HighLimit	RPD Ref Val	%RPD	RPDLimit	Qual
Dissolved Antimony	0.428	0.0200	0.4000	0	107	75	125	0.4352	1.67	20	
Dissolved Arsenic	0.170	0.0100	0.1600	0	106	75	125	0.1761	3.70	20	
Dissolved Barium	0.291	0.0200	0.2000	0.06850	111	75	125	0.2900	0.207	20	
Dissolved Beryllium	0.0209	0.00100	0.02000	0	104	75	125	0.02080	0.480	20	
Dissolved Cadmium	0.0404	0.00200	0.04000	0	101	75	125	0.04020	0.496	20	
Dissolved Chromium	0.172	0.00800	0.1600	0.002500	106	75	125	0.1732	0.405	20	
Dissolved Cobalt	0.405	0.0200	0.4000	0	101	75	125	0.4118	1.69	20	
Dissolved Lead	0.403	0.0100	0.4000	0	101	75	125	0.4090	1.48	20	
Dissolved Lithium	0.660	0.0500	1.000	0.01150	64.8	75	125	0.6684	1.33	20	S
Dissolved Molybdenum	0.175	0.0200	0.1600	0	110	75	125	0.1792	2.20	20	
Dissolved Selenium	0.224	0.00800	0.2000	0	112	75	125	0.2354	5.01	20	
Dissolved Thallium	0.417	0.0200	0.4000	0	104	75	125	0.4303	3.21	20	

Qualifiers:

E	Value above quantitation range	H	Holding times for preparation or analysis exceeded	M	Manual Integration used to determine area respor
ND	Not Detected	PL	Permit Limit	R	RPD outside accepted recovery limits
RL	Reporting Detection Limit	W	Sample container temperature is out of limit as specified at testcode		

Original

Alliance Technical Group - Akron
3310 Win St.
Cuyahoga Falls, Ohio 44223
TEL: (330) 253-8211 FAX: (330) 253-4489
Website: http://www.settek.com

QC SUMMARY REPORT

WO#: **25111279**
08-Dec-25

Client: Civil and Environmental Consultants, Inc.
Project: 341-963 Sammis MW-12S Sampling **BatchID:** **R222162**

Sample ID: **25120163-001CMS** SampType: **MS** TestCode: **Anions_NPW** Units: **mg/L** Prep Date: RunNo: **222162**
Client ID: **BatchQC** Batch ID: **R222162** TestNo: **E300.0** Analysis Date: **12/3/2025** SeqNo: **5924314**

Analyte	Result	PQL	SPK value	SPK Ref Val	%REC	LowLimit	HighLimit	RPD Ref Val	%RPD	RPDLimit	Qual
Fluoride	24.1	0.100	20.00	0.5623	118	80	120				

Sample ID: **MB-R222162** SampType: **MBLK** TestCode: **Anions_NPW** Units: **mg/L** Prep Date: RunNo: **222162**
Client ID: **BatchQC** Batch ID: **R222162** TestNo: **E300.0** Analysis Date: **12/3/2025** SeqNo: **5924315**

Analyte	Result	PQL	SPK value	SPK Ref Val	%REC	LowLimit	HighLimit	RPD Ref Val	%RPD	RPDLimit	Qual
Fluoride	ND	0.100		0	0						

Sample ID: **LCS-R222162** SampType: **LCS** TestCode: **Anions_NPW** Units: **mg/L** Prep Date: RunNo: **222162**
Client ID: **BatchQC** Batch ID: **R222162** TestNo: **E300.0** Analysis Date: **12/3/2025** SeqNo: **5924316**

Analyte	Result	PQL	SPK value	SPK Ref Val	%REC	LowLimit	HighLimit	RPD Ref Val	%RPD	RPDLimit	Qual
Fluoride	20.8	0.100	20.00	0	104	90	110				

Sample ID: **LCSD-R222162** SampType: **LCSD** TestCode: **Anions_NPW** Units: **mg/L** Prep Date: RunNo: **222162**
Client ID: **BatchQC** Batch ID: **R222162** TestNo: **E300.0** Analysis Date: **12/3/2025** SeqNo: **5924317**

Analyte	Result	PQL	SPK value	SPK Ref Val	%REC	LowLimit	HighLimit	RPD Ref Val	%RPD	RPDLimit	Qual
Fluoride	20.8	0.100	20.00	0	104	90	110	20.85	0.00384	20	

Qualifiers:

E	Value above quantitation range	H	Holding times for preparation or analysis exceeded	M	Manual Integration used to determine area respor
ND	Not Detected	PL	Permit Limit	R	RPD outside accepted recovery limits
RL	Reporting Detection Limit	W	Sample container temperature is out of limit as specified at testcode		

Original

Alliance Technical Group - Akron
3310 Win St.
Cuyahoga Falls, Ohio 44223
TEL: (330) 253-8211 FAX: (330) 253-4489
Website: http://www.settek.com

QC SUMMARY REPORT

WO#: **25111279**

08-Dec-25

Client: Civil and Environmental Consultants, Inc.

Project: 341-963 Sammis MW-12S Sampling

BatchID: **R222162**

Sample ID: **25111458-001ADUP** SampType: **DUP** TestCode: **Anions_NPW** Units: **mg/L** Prep Date: RunNo: **222162**

Client ID: **BatchQC** Batch ID: **R222162** TestNo: **E300.0** Analysis Date: **12/3/2025** SeqNo: **5924320**

Analyte	Result	PQL	SPK value	SPK Ref Val	%REC	LowLimit	HighLimit	RPD Ref Val	%RPD	RPDLimit	Qual
Fluoride	2.25	0.300		0	0			2.296	1.82	20	

Qualifiers:

E	Value above quantitation range	H	Holding times for preparation or analysis exceeded	M	Manual Integration used to determine area respor
ND	Not Detected	PL	Permit Limit	R	RPD outside accepted recovery limits
RL	Reporting Detection Limit	W	Sample container temperature is out of limit as specified at testcode		

Original

Alliance Technical Group - Akron
3310 Win St.
Cuyahoga Falls, Ohio 44223
TEL: (330) 253-8211
Website: http://www.settek.com

Qualifiers and Acronyms

WO#: **25111279**
Date: **12/8/2025**

These commonly used Qualifiers and Acronyms may or may not be present in this report.

Qualifiers

U	The compound was analyzed for but was not detected above the MDL.
J	The reported value is greater than the Method Detection Limit but less than the Reporting Limit.
H	The hold time for sample preparation and/or analysis was exceeded. Not Clean Water Act compliant.
D	The result is reported from a dilution.
E	The result exceeded the linear range of the calibration or is estimated due to interference.
MC	The result is below the Minimum Compound Limit.
*****	The result exceeds the Regulatory Limit or Maximum Contamination Limit.
m	Manual integration was used to determine the area response.
d	Manual integration in which peak was deleted
N	The result is presumptive based on a Mass Spectral library search assuming a 1:1 response.
P	The second column confirmation exceeded 25% difference.
C	The result has been confirmed by GC/MS.
X	The result was not confirmed when GC/MS Analysis was performed.
B	The analyte was detected in the Method Blank at a concentration greater than the RL.
MB+	The analyte was detected in the Method Blank at a concentration greater than the MDL.
G	The ICB or CCB contained reportable amounts of analyte.
QC-/+	The CCV recovery failed low (-) or high (+).
R/QDR	The RPD was outside of accepted recovery limits.
QL-/+	The LCS or LCSD recovery failed low (-) or high (+).
QLR	The LCS/LCSD RPD was outside of accepted recovery limits.
QM-/+	The MS or MSD recovery failed low (-) or high (+).
QMR	The MS/MSD RPD was outside of accepted recovery limits.
QV-/+	The ICV recovery failed low (-) or high (+).
S	The spike result was outside of accepted recovery limits.
W	Samples were received outside temperature limits (0° – 6° C). Not Clean Water Act compliant.
Z	Deviation; A deviation from the method was performed; Please refer to the Case Narrative for additional information

Acronyms

ND	Not Detected	**RL**	Reporting Limit
QC	Quality Control	**MDL**	Method Detection Limit
MB	Method Blank	**LOD**	Level of Detection
LCS	Laboratory Control Sample	**LOQ**	Level of Quantitation
LCSD	Laboratory Control Sample Duplicate	**PQL**	Practical Quantitation Limit
QCS	Quality Control Sample	**CRQL**	Contract Required Quantitation Limit
DUP	Duplicate	**PL**	Permit Limit
MS	Matrix Spike	**RegLvl**	Regulatory Limit
MSD	Matrix Spike Duplicate	**MCL**	Maximum Contamination Limit
RPD	Relative Percent Different	**MinCL**	Minimum Compound Limit
ICV	Initial Calibration Verification	**RA**	Reanalysis
ICB	Initial Calibration Blank	**RE**	Reextraction
CCV	Continuing Calibration Verification	**TIC**	Tentatively Identified Compound
CCB	Continuing Calibration Blank	**RT**	Retention Time
RLC	Reporting Limit Check	**CF**	Calibration Factor

This list of Qualifiers and Acronyms reflects the most commonly utilized Qualifiers and Acronyms for reporting. Please refer to the Analytical Notes in the Case Narrative for any Qualifiers or Acronyms that do not appear in this list or for additional information regarding the use of these Qualifiers on reported data.

Alliance Technical Group - Akron
3310 Win St.
Cuyahoga Falls, Ohio 44223
TEL: (330) 253-8211 FAX: (330) 253-4489
Website: http://www.settek.com

DATES REPORT

WO#: **25111279**

08-Dec-25

Client: Civil and Environmental Consultants, Inc.

Project: 341-963 Sammis MW-12S Sampling

Sample ID	Client Sample ID	Collection Date	Matrix	Test Name	Leachate Date	Prep Date	Analysis Date
25111279-001A	MW-12S	11/14/2025 11:21:00 AM	Non-Potable Water	Anions by IC (EPA 300.0)			12/3/2025 11:58:00 PM
25111279-001B				Mercury (EPA 7470A)		11/20/2025 9:00:00 AM	11/20/2025 12:12:00 PM
				Metals (EPA 6010D)		11/18/2025 12:40:00 PM	11/22/2025 9:43:00 PM
25111279-001C				Mercury (EPA 7470A)		11/20/2025 9:00:00 AM	11/20/2025 12:14:00 PM
				Metals (EPA 6010D)		11/18/2025 12:40:00 PM	11/24/2025 8:00:00 AM
				Metals (EPA 6010D)		11/18/2025 12:40:00 PM	11/22/2025 10:45:00 PM

Original

Civil & Environmental Consultants, Inc.

Chain of Custody Record:

Project Name: Simms MW-12s Sampling
Project Number: 341-463
Project Location: Toronto, OH
Project Manager: Rob Eaton
Field Personnel: BDT
Contact Information: REaton@CECinc.com
CEC Office: Pgh
Number of Coolers in Shipment: 1

Data Delivery:
___ CD (EDD and Report)
x Email (EDD and Report)
___ Paper Report
___ Preliminary Results (ASAP)

Email Address: See Above

Turn-Around Time:
x Standard ___ 7 day ___ 72 hr ___ 48 hr ___ 24 hr

Requested Sample Analyses: See Attached Parameter List

Page 1 of 1

Matrix Key:
A - Air
W - Water
S - Soil
D - Sediment
P - Wipe
O - Other

Preservative Key:
1 - HCl
2 - HNO_3
3 - H_2SO_4
4 - NaOH
5 - Na_2S2O_3
6 - $NaHSO_4$
7 - Other
8 - 4°C
9 - 5035

Date	Time	Sample ID	Matrix	Preservative	Number of Containers	See Attached Parameter List	Special Instructions/ Sample Conditions/ Comments
11/14/25	1121	MW-12S	W	2	5	x	

Relinquished By: [signature] Date: 11/14/25 Time: 1700 Received By: [signature] Date: 11/17 Time: 9:20

Relinquished by: [signature] Date: 11/17 Time: 11:35 Received By: [signature] Date: 11/17/25 Time: 11:30AM

Custody Seals Intact? ___ Yes ___ No
Jars Intact? ___ Yes ___ No
Cooler Temperature Upon Receipt? ___ °C
Ice Present? ___ Yes ___ No

General Comments/Remarks: 4.3 +0.2 = 4.5

Corporate Office: **Pittsburgh**
700 Cherrington Parkway
Moon Township, PA 15108
(800) 365-2324
www.cecinc.com

Albany (888)243-6439
Athens (877)389-1852
Austin (855)365-2324
Boston (866)312-2024
Bridgeport (855)488-9539
Charlotte (855)859-9932
Chicago (877)963-6026
Cincinnati (800)759-5614
Cleveland (800)365-2324
Columbus (888)598-6808
Greenville (855)574-4331
Houston (800)365-2324
Indianapolis (877)746-0749
Knoxville (865)977-9997
Monroeville (800)899-3610
Nashville (800)763-2326
Philadelphia (888)267-7891
Phoenix (877)231-2324
Sevierville (865)774-7771
St. Louis (866)250-3679
Toledo (855)274-2324

341-963 CEC Parameter List for Sammis
Antimony
Arsenic
Barium
Beryllium
Cadmium
Chromium
Cobalt
Fluoride
Lead
Lithium
Mercury
Molybdenum
Selenium
Thallium

*Total & Dissolved Metals

Alliance Technical Group - Akron
3310 Win St.
Cuyahoga Falls, Ohio 44223
TEL: (330) 253-8211 FAX: (330) 253-4489
Website: http://www.settek.com

Sample Log-In Check List

Client Name: **CIV-PA-15205** Work Order Number: **25111279** RcptNo: **1**

Logged by:	**Nick Rigby**	**11/17/2025 11:30:00 AM**
Completed By:	**Nick Rigby**	**11/17/2025 5:28:30 PM**
Reviewed By:	**Holly Florea**	**11/18/2025 7:49:07 AM**

Chain of Custody

1. Is Chain of Custody complete? Yes ☑ No ☐ Not Present ☐
2. How was the sample delivered? Alliance

Log In

3. Coolers are present? Yes ☑ No ☐ NA ☐
4. Shipping container/cooler in good condition? Yes ☑ No ☐
   Custody seals intact on shipping container/cooler? Yes ☐ No ☐ Not Present ☐ NA ☑
   No. Seal Date: Signed By:
5. Was an attempt made to cool the samples? Yes ☑ No ☐ NA ☐
6. Were all samples received at a temperature of >0° C to 6.0°C Yes ☑ No ☐ NA ☐
7. Sample(s) in proper container(s)? Yes ☑ No ☐
8. Sufficient sample volume for indicated test(s)? Yes ☑ No ☐
9. Are samples (except VOA and ONG) properly preserved? Yes ☑ No ☐
10. Was preservative added to bottles? Yes ☐ No ☑ NA ☐
11. Is the headspace in the VOA vials less than 1/4 inch or 6 mm? Yes ☐ No ☐ No VOA Vials ☑
12. Were any sample containers received broken? Yes ☐ No ☑
13. Does paperwork match bottle labels? Yes ☑ No ☐
    (Note discrepancies on chain of custody)
14. Are matrices correctly identified on Chain of Custody? Yes ☑ No ☐
15. Is it clear what analyses were requested? Yes ☑ No ☐
16. Were all holding times able to be met? Yes ☑ No ☐
    (If no, notify customer for authorization.)

Special Handling (if applicable)

17. Was client notified of all discrepancies with this order? Yes ☐ No ☐ NA ☑

Person Notified:		Date:	
By Whom:		Via:	☐ eMail ☐ Phone ☐ Fax ☐ In Person
Regarding:			
Client Instructions:			

18. Additional remarks:

Cooler Information

Cooler No	Temp ºC	Condition	Seal Intact	Seal No	Seal Date	Signed By
1	4.5	Good	NA			

Alliance Technical Group - Akron
3310 Win St.
Cuyahoga Falls, Ohio 44223
TEL: (330) 253-8211
Website: http://www.settek.com

December 22, 2025

Rob Eaton
Civil and Environmental Consultants, Inc.
700 Cherrington Parkway
Moon Township, PA 15108
TEL: (412) 429-2324
FAX: (412) 429-2114

RE: 341-963 Sammis MW-12S Sampling

Order No.: 25120418

Dear Rob Eaton:

Alliance Technical Group - Akron received 1 sample(s) on 12/5/2025 for the analyses presented in the following report.

There were no problems with the analytical events associated with this report unless noted in the Case Narrative.

Quality control data is within laboratory defined or method specified acceptance limits except where noted.

If you have any questions regarding these tests results, please feel free to call the laboratory.

Sincerely,

Sarah MacGillivray
Project Manager
3310 Win St.
Cuyahoga Falls, Ohio 44223

Arkansas 88-0735, California 2943, Colorado, Connecticut PH-0828, Florida NELAC E87688, Idaho OH00923, Illinois 200061, Indiana C-OH-13, ISO/IEC 17025:2017 119125 L22-544, Kansas E-10347, Kentucky (Underground Storage Tank) 3, Kentucky 90146, Maryland 339, Michigan 9988, Minnesota 1780279, Nevada OH009232020-1, New Hampshire 2996, New Jersey OH006, New York 11777, North Carolina 39705 and 631, North Dakota R-201, Ohio DW, Ohio VAP CL0052, Oklahoma 2019-155, Oregon OH200001, Pennsylvania 68-01335, Rhode Island LA000317, South Carolina 92016001, Texas T104704466-19-16, Utah OH009232020-12, Virginia VELAP 10381, West Virginia 9957C

Alliance Technical Group - Akron
3310 Win St.
Cuyahoga Falls, Ohio 44223
TEL: (330) 253-8211 FAX: (330) 253-4489
Website: http://www.settek.com

Case Narrative

WO#: **25120418**
Date: **12/22/2025**

CLIENT: Civil and Environmental Consultants, Inc.
Project: 341-963 Sammis MW-12S Sampling

WorkOrder Narrative:
25120418: This report in its entirety consists of the following documents: Cover Letter, Case Narrative, Analytical Results, QC Summary Report, Applicable Accreditation Information, Chain-of-Custody, Cooler Receipt Form, and other applicable forms as necessary. All documents contain the Alliance Technical Group Work Order Number assigned to this report.

Alliance Technical Group holds the accreditations/certifications listed at the bottom of the cover letter that may or may not pertain to this report. Please refer to the "Accreditation Program Analytes Report" for accredited analytes list.

The information contained in this analytical report is the sole property of Alliance Technical Group and that of the customer. It cannot be reproduced in any form without the consent of Alliance Technical Group or the customer for which this report was issued. The results contained in this report are only representative of the samples received. Conditions can vary at different times and at different sampling conditions. Alliance Technical Group is not responsible for use or interpretation of the data included herein.

All results for solid samples are reported on an "as received" or "wet weight" basis unless indicated as "dry weight" using the "-dry" designation on the reporting units.

This report is believed to meet all of the requirements of the accrediting agency, where applicable. Any comments or problems with the analytical events associated with this report are noted below.

Analytical Sequence Sample Notes:
25120418-001C MTL-ICP_NPW(6010D): CCV exhibited high recovery for several analytes, indicating possible high bias. Investigative sample is non-detect for these analytes.

Alliance Technical Group - Akron
3310 Win St.
Cuyahoga Falls, Ohio 44223
TEL: (330) 253-8211
Website: http://www.settek.com

Workorder Sample Summary

WO#: **25120418**

22-Dec-25

CLIENT: Civil and Environmental Consultants, Inc.

Project: 341-963 Sammis MW-12S Sampling

Lab SampleID	Client Sample ID	Tag No	Date Collected	Date Received	Matrix
25120418-001	MW-12S		12/4/2025 10:38:00 AM	12/5/2025 10:50:00 AM	Non-Potable Water
25120418-001	MW-12S		12/4/2025 10:38:00 AM	12/5/2025 10:50:00 AM	Non-Potable Water
25120418-001	MW-12S		12/4/2025 10:38:00 AM	12/5/2025 10:50:00 AM	Non-Potable Water

Alliance Technical Group - Akron
3310 Win St.
Cuyahoga Falls, Ohio 44223
TEL: (330) 253-8211 FAX: (330) 253-4489
Website: http://www.settek.com

Analytical Report

(consolidated)

WO#: **25120418**

Date Reported: **12/22/2025**

CLIENT: Civil and Environmental Consultants, Inc. **Collection Date:** 12/4/2025 10:38:00 AM

Project: 341-963 Sammis MW-12S Sampling

Lab ID: 25120418-001 **Matrix:** NON-POTABLE WATER

Client Sample ID MW-12S

Analyses	Result	RL	Qual	Units	DF	Date Analyzed
MERCURY (EPA 7470A)				**SW7470A**	**SW7470A**	Analyst: **OK**
Mercury	ND	0.000200		mg/L	1	12/9/2025 12:45:00 PM
MERCURY (EPA 7470A)				**SW7470A**	**SW7470A**	Analyst: **OK**
Dissolved Mercury	ND	0.000200		mg/L	1	12/9/2025 12:48:00 PM
METALS (EPA 6010D)				**SW6010**	**SW3005A**	Analyst: **RJE**
Antimony(Sb)	ND	0.0200		mg/L	1	12/16/2025 1:59:00 PM
Arsenic(As)	ND	0.0100		mg/L	1	12/16/2025 1:59:00 PM
Barium(Ba)	ND	0.0200		mg/L	1	12/16/2025 1:59:00 PM
Beryllium(Be)	ND	0.00100		mg/L	1	12/16/2025 1:59:00 PM
Cadmium(Cd)	ND	0.00200		mg/L	1	12/16/2025 1:59:00 PM
Chromium(Cr)	ND	0.00800		mg/L	1	12/16/2025 1:59:00 PM
Cobalt(Co)	0.0270	0.0200		mg/L	1	12/16/2025 1:59:00 PM
Lead(Pb)	ND	0.0100		mg/L	1	12/16/2025 1:59:00 PM
Lithium(Li)	ND	0.0500		mg/L	1	12/16/2025 1:59:00 PM
Molybdenum(Mo)	ND	0.0200		mg/L	1	12/16/2025 1:59:00 PM
Selenium(Se)	ND	0.00800		mg/L	1	12/16/2025 1:59:00 PM
Thallium(Tl)	ND	0.0200		mg/L	1	12/16/2025 1:59:00 PM
DISSOLVED METALS - EPA 6010 NPW METALS (EPA 6010D)				**SW6010**	**SW3005A**	Analyst: **RJE**
Dissolved Antimony	ND	0.0200		mg/L	1	12/15/2025 3:32:00 PM
Dissolved Arsenic	ND	0.0100		mg/L	1	12/15/2025 3:32:00 PM
Dissolved Barium	ND	0.0200		mg/L	1	12/15/2025 3:32:00 PM
Dissolved Beryllium	ND	0.00100		mg/L	1	12/15/2025 3:32:00 PM
Dissolved Cadmium	ND	0.00200		mg/L	1	12/15/2025 3:32:00 PM
Dissolved Chromium	ND	0.00800		mg/L	1	12/15/2025 3:32:00 PM
Dissolved Cobalt	0.0255	0.0200		mg/L	1	12/15/2025 3:32:00 PM
Dissolved Lead	ND	0.0100		mg/L	1	12/15/2025 3:32:00 PM
Dissolved Lithium	ND	0.0500		mg/L	1	12/15/2025 3:32:00 PM
Dissolved Molybdenum	ND	0.0200		mg/L	1	12/15/2025 3:32:00 PM
Dissolved Selenium	ND	0.00800		mg/L	1	12/15/2025 3:32:00 PM

Qualifiers:

B	Analyte detected in the associated Method Blank	E	Value above quantitation range
H	Holding times for preparation or analysis exceeded	M	Manual Integration used to determine area response
ND	Not Detected	PL	Permit Limit
R	RPD outside accepted recovery limits	RL	Reporting Detection Limit
W	Sample container temperature is out of limit as specified at testcode		

Original

Alliance Technical Group - Akron
3310 Win St.
Cuyahoga Falls, Ohio 44223
TEL: (330) 253-8211 FAX: (330) 253-4489
Website: http://www.settek.com

Analytical Report

(consolidated)

WO#: **25120418**

Date Reported: **12/22/2025**

CLIENT: Civil and Environmental Consultants, Inc. **Collection Date:** 12/4/2025 10:38:00 AM

Project: 341-963 Sammis MW-12S Sampling

Lab ID: 25120418-001 **Matrix:** NON-POTABLE WATER

Client Sample ID MW-12S

Analyses	Result	RL	Qual	Units	DF	Date Analyzed
DISSOLVED METALS - EPA 6010 NPW METALS (EPA 6010D)				**SW6010**	**SW3005A**	Analyst: **RJE**
Dissolved Thallium	ND	0.0200		mg/L	1	12/15/2025 3:32:00 PM
ANIONS BY IC (EPA 300.0)				**E300.0**		Analyst: **JPN**
Fluoride	0.442	0.100		mg/L	1	12/19/2025 4:49:00 AM

Qualifiers:

B	Analyte detected in the associated Method Blank	E	Value above quantitation range
H	Holding times for preparation or analysis exceeded	M	Manual Integration used to determine area response
ND	Not Detected	PL	Permit Limit
R	RPD outside accepted recovery limits	RL	Reporting Detection Limit
W	Sample container temperature is out of limit as specified at testcode		

Original

Alliance Technical Group - Akron
3310 Win St.
Cuyahoga Falls, Ohio 44223
TEL: (330) 253-8211 FAX: (330) 253-4489
Website: http://www.settek.com

QC SUMMARY REPORT

WO#: **25120418**
22-Dec-25

Client: Civil and Environmental Consultants, Inc.
Project: 341-963 Sammis MW-12S Sampling **BatchID:** **90509**

Sample ID: **MB-90509** SampType: **MBLK** TestCode: **MTL-ICP_NP** Units: **mg/L** Prep Date: **12/8/2025** RunNo: **222662**
Client ID: **BatchQC** Batch ID: **90509** TestNo: **SW6010** **SW3005A** Analysis Date: **12/11/2025** SeqNo: **5938430**

Analyte	Result	PQL	SPK value	SPK Ref Val	%REC	LowLimit	HighLimit	RPD Ref Val	%RPD	RPDLimit	Qual
Dissolved Antimony	ND	0.0200									
Dissolved Arsenic	ND	0.0100									
Dissolved Barium	ND	0.0200									
Dissolved Beryllium	ND	0.00100									
Dissolved Cadmium	ND	0.00200									
Dissolved Chromium	ND	0.00800									
Dissolved Cobalt	ND	0.0200									
Dissolved Lead	ND	0.0100									
Dissolved Lithium	ND	0.0500									
Dissolved Molybdenum	ND	0.0200									
Dissolved Selenium	ND	0.00800									
Dissolved Thallium	ND	0.0200									QC+

Sample ID: **LCS-90509** SampType: **LCS** TestCode: **MTL-ICP_NP** Units: **mg/L** Prep Date: **12/8/2025** RunNo: **222662**
Client ID: **BatchQC** Batch ID: **90509** TestNo: **SW6010** **SW3005A** Analysis Date: **12/11/2025** SeqNo: **5938431**

Analyte	Result	PQL	SPK value	SPK Ref Val	%REC	LowLimit	HighLimit	RPD Ref Val	%RPD	RPDLimit	Qual
Dissolved Antimony	0.449	0.0200	0.4000	0	112	80	120				
Dissolved Arsenic	0.178	0.0100	0.1600	0	112	80	120				
Dissolved Barium	0.232	0.0200	0.2000	0	116	80	120				
Dissolved Beryllium	0.0223	0.00100	0.02000	0	112	80	120				
Dissolved Cadmium	0.0417	0.00200	0.04000	0	104	80	120				
Dissolved Chromium	0.172	0.00800	0.1600	0	107	80	120				
Dissolved Cobalt	0.446	0.0200	0.4000	0	111	80	120				
Dissolved Lead	0.429	0.0100	0.4000	0	107	80	120				

Qualifiers:

B	Analyte detected in the associated Method Blank	E	Value above quantitation range	H	Holding times for preparation or analysis exceede
M	Manual Integration used to determine area response	ND	Not Detected	PL	Permit Limit
R	RPD outside accepted recovery limits	RL	Reporting Detection Limit	W	Sample container temperature is out of limit as sp

Original

Alliance Technical Group - Akron
3310 Win St.
Cuyahoga Falls, Ohio 44223
TEL: (330) 253-8211 FAX: (330) 253-4489
Website: http://www.settek.com

QC SUMMARY REPORT

WO#: **25120418**

22-Dec-25

Client: Civil and Environmental Consultants, Inc.

Project: 341-963 Sammis MW-12S Sampling **BatchID:** **90509**

Sample ID: **LCS-90509** SampType: **LCS** TestCode: **MTL-ICP_NP** Units: **mg/L** Prep Date: **12/8/2025** RunNo: **222662**

Client ID: **BatchQC** Batch ID: **90509** TestNo: **SW6010** **SW3005A** Analysis Date: **12/11/2025** SeqNo: **5938431**

Analyte	Result	PQL	SPK value	SPK Ref Val	%REC	LowLimit	HighLimit	RPD Ref Val	%RPD	RPDLimit	Qual
Dissolved Lithium	0.499	0.0500	0.5000	0	99.8	80	120				
Dissolved Molybdenum	0.177	0.0200	0.1600	0	110	80	120				
Dissolved Selenium	0.226	0.00800	0.2000	0	113	80	120				
Dissolved Thallium	0.454	0.0200	0.4000	0	114	80	120				QC+

Qualifiers:

B	Analyte detected in the associated Method Blank	E	Value above quantitation range	H	Holding times for preparation or analysis exceede
M	Manual Integration used to determine area response	ND	Not Detected	PL	Permit Limit
R	RPD outside accepted recovery limits	RL	Reporting Detection Limit	W	Sample container temperature is out of limit as sp

Original

Alliance Technical Group - Akron
3310 Win St.
Cuyahoga Falls, Ohio 44223
TEL: (330) 253-8211 FAX: (330) 253-4489
Website: http://www.settek.com

QC SUMMARY REPORT

WO#: **25120418**
22-Dec-25

Client: Civil and Environmental Consultants, Inc.
Project: 341-963 Sammis MW-12S Sampling **BatchID:** **90509**

Sample ID: **MB-90509** SampType: **MBLK** TestCode: **MTL-ICP_NP** Units: **mg/L** Prep Date: **12/8/2025** RunNo: **222578**
Client ID: **BatchQC** Batch ID: **90509** TestNo: **SW6010** **SW3005A** Analysis Date: **12/10/2025** SeqNo: **5936544**

Analyte	Result	PQL	SPK value	SPK Ref Val	%REC	LowLimit	HighLimit	RPD Ref Val	%RPD	RPDLimit	Qual
Dissolved Antimony	ND	0.0200									QC+
Dissolved Arsenic	ND	0.0100									QC+
Dissolved Barium	ND	0.0200									QC+
Dissolved Beryllium	ND	0.00100									
Dissolved Cadmium	ND	0.00200									
Dissolved Chromium	ND	0.00800									
Dissolved Cobalt	ND	0.0200									
Dissolved Lead	ND	0.0100									
Dissolved Lithium	ND	0.0500									
Dissolved Molybdenum	ND	0.0200									
Dissolved Selenium	ND	0.00800									QC+
Dissolved Thallium	ND	0.0200									

Sample ID: **LCS-90509** SampType: **LCS** TestCode: **MTL-ICP_NP** Units: **mg/L** Prep Date: **12/8/2025** RunNo: **222578**
Client ID: **BatchQC** Batch ID: **90509** TestNo: **SW6010** **SW3005A** Analysis Date: **12/10/2025** SeqNo: **5936545**

Analyte	Result	PQL	SPK value	SPK Ref Val	%REC	LowLimit	HighLimit	RPD Ref Val	%RPD	RPDLimit	Qual
Dissolved Antimony	0.453	0.0200	0.4000	0	113	80	120				QC+
Dissolved Arsenic	0.181	0.0100	0.1600	0	113	80	120				QC+
Dissolved Barium	0.237	0.0200	0.2000	0	119	80	120				QC+
Dissolved Beryllium	0.0229	0.00100	0.02000	0	114	80	120				
Dissolved Cadmium	0.0443	0.00200	0.04000	0	111	80	120				
Dissolved Chromium	0.174	0.00800	0.1600	0	109	80	120				
Dissolved Cobalt	0.440	0.0200	0.4000	0	110	80	120				
Dissolved Lead	0.446	0.0100	0.4000	0	111	80	120				

Qualifiers:

B	Analyte detected in the associated Method Blank	E	Value above quantitation range	H	Holding times for preparation or analysis exceede
M	Manual Integration used to determine area response	ND	Not Detected	PL	Permit Limit
R	RPD outside accepted recovery limits	RL	Reporting Detection Limit	W	Sample container temperature is out of limit as sp

Original

Alliance Technical Group - Akron
3310 Win St.
Cuyahoga Falls, Ohio 44223
TEL: (330) 253-8211 FAX: (330) 253-4489
Website: http://www.settek.com

QC SUMMARY REPORT

WO#: **25120418**

22-Dec-25

Client: Civil and Environmental Consultants, Inc.

Project: 341-963 Sammis MW-12S Sampling **BatchID:** **90509**

Sample ID: **LCS-90509** SampType: **LCS** TestCode: **MTL-ICP_NP** Units: **mg/L** Prep Date: **12/8/2025** RunNo: **222578**

Client ID: **BatchQC** Batch ID: **90509** TestNo: **SW6010** **SW3005A** Analysis Date: **12/10/2025** SeqNo: **5936545**

Analyte	Result	PQL	SPK value	SPK Ref Val	%REC	LowLimit	HighLimit	RPD Ref Val	%RPD	RPDLimit	Qual
Dissolved Lithium	0.473	0.0500	0.5000	0	94.7	80	120				
Dissolved Molybdenum	0.176	0.0200	0.1600	0	110	80	120				
Dissolved Selenium	0.231	0.00800	0.2000	0	115	80	120				QC+
Dissolved Thallium	0.444	0.0200	0.4000	0	111	80	120				

Qualifiers:

B	Analyte detected in the associated Method Blank	E	Value above quantitation range	H	Holding times for preparation or analysis exceede
M	Manual Integration used to determine area response	ND	Not Detected	PL	Permit Limit
R	RPD outside accepted recovery limits	RL	Reporting Detection Limit	W	Sample container temperature is out of limit as sp

Original

Alliance Technical Group - Akron
3310 Win St.
Cuyahoga Falls, Ohio 44223
TEL: (330) 253-8211 FAX: (330) 253-4489
Website: http://www.settek.com

QC SUMMARY REPORT

WO#: **25120418**
22-Dec-25

Client: Civil and Environmental Consultants, Inc.
Project: 341-963 Sammis MW-12S Sampling **BatchID:** **90509**

Sample ID: **MB-90509** SampType: **MBLK** TestCode: **MTL-ICP_NP** Units: **mg/L** Prep Date: **12/8/2025** RunNo: **222466**
Client ID: **BatchQC** Batch ID: **90509** TestNo: **SW6010** **SW3005A** Analysis Date: **12/9/2025** SeqNo: **5934474**

Analyte	Result	PQL	SPK value	SPK Ref Val	%REC	LowLimit	HighLimit	RPD Ref Val	%RPD	RPDLimit	Qual
Dissolved Antimony	ND	0.0200									
Dissolved Arsenic	ND	0.0100									
Dissolved Barium	ND	0.0200									
Dissolved Beryllium	ND	0.00100									
Dissolved Cadmium	ND	0.00200									
Dissolved Chromium	ND	0.00800									
Dissolved Cobalt	ND	0.0200									
Dissolved Lead	ND	0.0100									
Dissolved Lithium	ND	0.0500									
Dissolved Molybdenum	ND	0.0200									
Dissolved Selenium	ND	0.00800									
Dissolved Thallium	ND	0.0200									

Sample ID: **LCS-90509** SampType: **LCS** TestCode: **MTL-ICP_NP** Units: **mg/L** Prep Date: **12/8/2025** RunNo: **222466**
Client ID: **BatchQC** Batch ID: **90509** TestNo: **SW6010** **SW3005A** Analysis Date: **12/9/2025** SeqNo: **5934475**

Analyte	Result	PQL	SPK value	SPK Ref Val	%REC	LowLimit	HighLimit	RPD Ref Val	%RPD	RPDLimit	Qual
Dissolved Antimony	0.432	0.0200	0.4000	0	108	80	120				
Dissolved Arsenic	0.170	0.0100	0.1600	0	106	80	120				
Dissolved Barium	0.217	0.0200	0.2000	0	108	80	120				
Dissolved Beryllium	0.0228	0.00100	0.02000	0	114	80	120				
Dissolved Cadmium	0.0420	0.00200	0.04000	0	105	80	120				
Dissolved Chromium	0.170	0.00800	0.1600	0	106	80	120				
Dissolved Cobalt	0.433	0.0200	0.4000	0	108	80	120				
Dissolved Lead	0.427	0.0100	0.4000	0	107	80	120				

Qualifiers:

B	Analyte detected in the associated Method Blank	E	Value above quantitation range	H	Holding times for preparation or analysis exceede
M	Manual Integration used to determine area response	ND	Not Detected	PL	Permit Limit
R	RPD outside accepted recovery limits	RL	Reporting Detection Limit	W	Sample container temperature is out of limit as sp

Original

Alliance Technical Group - Akron
3310 Win St.
Cuyahoga Falls, Ohio 44223
TEL: (330) 253-8211 FAX: (330) 253-4489
Website: http://www.settek.com

QC SUMMARY REPORT

WO#: **25120418**
22-Dec-25

Client: Civil and Environmental Consultants, Inc.
Project: 341-963 Sammis MW-12S Sampling **BatchID:** **90509**

Sample ID: **LCS-90509** SampType: **LCS** TestCode: **MTL-ICP_NP** Units: **mg/L** Prep Date: **12/8/2025** RunNo: **222466**
Client ID: **BatchQC** Batch ID: **90509** TestNo: **SW6010** **SW3005A** Analysis Date: **12/9/2025** SeqNo: **5934475**

Analyte	Result	PQL	SPK value	SPK Ref Val	%REC	LowLimit	HighLimit	RPD Ref Val	%RPD	RPDLimit	Qual
Dissolved Lithium	0.462	0.0500	0.5000	0	92.4	80	120				
Dissolved Molybdenum	0.173	0.0200	0.1600	0	108	80	120				
Dissolved Selenium	0.221	0.00800	0.2000	0	111	80	120				
Dissolved Thallium	0.424	0.0200	0.4000	0	106	80	120				

Sample ID: **25120328-001AMS** SampType: **MS** TestCode: **MTL-ICP_NP** Units: **mg/L** Prep Date: **12/8/2025** RunNo: **222466**
Client ID: **BatchQC** Batch ID: **90509** TestNo: **SW6010** **SW3005A** Analysis Date: **12/9/2025** SeqNo: **5934481**

Analyte	Result	PQL	SPK value	SPK Ref Val	%REC	LowLimit	HighLimit	RPD Ref Val	%RPD	RPDLimit	Qual
Dissolved Antimony	0.422	0.0200	0.4000	0	105	75	125				
Dissolved Arsenic	0.176	0.0100	0.1600	0	110	75	125				
Dissolved Barium	0.221	0.0200	0.2000	0.03790	91.4	75	125				
Dissolved Beryllium	0.0203	0.00100	0.02000	0	102	75	125				
Dissolved Cadmium	0.0455	0.00200	0.04000	0.002400	108	75	125				
Dissolved Chromium	0.166	0.00800	0.1600	0.004700	101	75	125				
Dissolved Cobalt	0.412	0.0200	0.4000	0	103	75	125				
Dissolved Lead	0.418	0.0100	0.4000	0	105	75	125				
Dissolved Lithium	0.730	0.0500	1.000	0.004100	72.6	75	125				S
Dissolved Molybdenum	0.196	0.0200	0.1600	0.02570	106	75	125				
Dissolved Selenium	0.230	0.00800	0.2000	0	115	75	125				
Dissolved Thallium	0.413	0.0200	0.4000	0	103	75	125				

Qualifiers:

B	Analyte detected in the associated Method Blank	E	Value above quantitation range	H	Holding times for preparation or analysis exceede
M	Manual Integration used to determine area response	ND	Not Detected	PL	Permit Limit
R	RPD outside accepted recovery limits	RL	Reporting Detection Limit	W	Sample container temperature is out of limit as sp

Original

Alliance Technical Group - Akron
3310 Win St.
Cuyahoga Falls, Ohio 44223
TEL: (330) 253-8211 FAX: (330) 253-4489
Website: http://www.settek.com

QC SUMMARY REPORT

WO#: **25120418**
22-Dec-25

Client: Civil and Environmental Consultants, Inc.
Project: 341-963 Sammis MW-12S Sampling **BatchID:** **90509**

Sample ID: **25120328-001AMSD** SampType: **MSD** TestCode: **MTL-ICP_NP** Units: **mg/L** Prep Date: **12/8/2025** RunNo: **222466**
Client ID: **BatchQC** Batch ID: **90509** TestNo: **SW6010** **SW3005A** Analysis Date: **12/9/2025** SeqNo: **5934482**

Analyte	Result	PQL	SPK value	SPK Ref Val	%REC	LowLimit	HighLimit	RPD Ref Val	%RPD	RPDLimit	Qual
Dissolved Antimony	0.435	0.0200	0.4000	0	109	75	125	0.4219	3.03	20	
Dissolved Arsenic	0.177	0.0100	0.1600	0	110	75	125	0.1757	0.624	20	
Dissolved Barium	0.221	0.0200	0.2000	0.03790	91.4	75	125	0.2206	0.0906	20	
Dissolved Beryllium	0.0204	0.00100	0.02000	0	102	75	125	0.02030	0.491	20	
Dissolved Cadmium	0.0495	0.00200	0.04000	0.002400	118	75	125	0.04550	8.42	20	
Dissolved Chromium	0.172	0.00800	0.1600	0.004700	105	75	125	0.1655	3.85	20	
Dissolved Cobalt	0.429	0.0200	0.4000	0	107	75	125	0.4124	3.95	20	
Dissolved Lead	0.443	0.0100	0.4000	0	111	75	125	0.4181	5.69	20	
Dissolved Lithium	0.724	0.0500	1.000	0.004100	72.0	75	125	0.7299	0.784	20	S
Dissolved Molybdenum	0.202	0.0200	0.1600	0.02570	110	75	125	0.1957	3.07	20	
Dissolved Selenium	0.238	0.00800	0.2000	0	119	75	125	0.2304	3.08	20	
Dissolved Thallium	0.419	0.0200	0.4000	0	105	75	125	0.4129	1.54	20	

Qualifiers:

B	Analyte detected in the associated Method Blank	E	Value above quantitation range	H	Holding times for preparation or analysis exceede
M	Manual Integration used to determine area response	ND	Not Detected	PL	Permit Limit
R	RPD outside accepted recovery limits	RL	Reporting Detection Limit	W	Sample container temperature is out of limit as sp

Original

Alliance Technical Group - Akron
3310 Win St.
Cuyahoga Falls, Ohio 44223
TEL: (330) 253-8211 FAX: (330) 253-4489
Website: http://www.settek.com

QC SUMMARY REPORT

WO#: **25120418**
22-Dec-25

Client: Civil and Environmental Consultants, Inc.
Project: 341-963 Sammis MW-12S Sampling **BatchID:** **90540**

Sample ID: **MB-90540** SampType: **MBLK** TestCode: **HG_TCLP(74** Units: **mg/L** Prep Date: **12/9/2025** RunNo: **222496**
Client ID: **BatchQC** Batch ID: **90540** TestNo: **SW7470A** **SW7470A** Analysis Date: **12/9/2025** SeqNo: **5933345**

Analyte	Result	PQL	SPK value	SPK Ref Val	%REC	LowLimit	HighLimit	RPD Ref Val	%RPD	RPDLimit	Qual
Mercury	ND	0.00200									

Sample ID: **LCS-90540** SampType: **LCS** TestCode: **HG_TCLP(74** Units: **mg/L** Prep Date: **12/9/2025** RunNo: **222496**
Client ID: **BatchQC** Batch ID: **90540** TestNo: **SW7470A** **SW7470A** Analysis Date: **12/9/2025** SeqNo: **5933348**

Analyte	Result	PQL	SPK value	SPK Ref Val	%REC	LowLimit	HighLimit	RPD Ref Val	%RPD	RPDLimit	Qual
Mercury	0.00439	0.00200	0.00400	0	110	80	120				

Sample ID: **25120399-001AMS** SampType: **MS** TestCode: **HG_TCLP(74** Units: **mg/L** Prep Date: **12/9/2025** RunNo: **222496**
Client ID: **BatchQC** Batch ID: **90540** TestNo: **SW7470A** **SW7470A** Analysis Date: **12/9/2025** SeqNo: **5933358**

Analyte	Result	PQL	SPK value	SPK Ref Val	%REC	LowLimit	HighLimit	RPD Ref Val	%RPD	RPDLimit	Qual
Mercury	0.00446	0.00200	0.00400	0	112	75	125				

Sample ID: **25120399-001AMSD** SampType: **MSD** TestCode: **HG_TCLP(74** Units: **mg/L** Prep Date: **12/9/2025** RunNo: **222496**
Client ID: **BatchQC** Batch ID: **90540** TestNo: **SW7470A** **SW7470A** Analysis Date: **12/9/2025** SeqNo: **5933361**

Analyte	Result	PQL	SPK value	SPK Ref Val	%REC	LowLimit	HighLimit	RPD Ref Val	%RPD	RPDLimit	Qual
Mercury	0.00442	0.00200	0.00400	0	110	75	125	0.00446	0.901	20	

Qualifiers:

B	Analyte detected in the associated Method Blank	E	Value above quantitation range	H	Holding times for preparation or analysis exceede
M	Manual Integration used to determine area response	ND	Not Detected	PL	Permit Limit
R	RPD outside accepted recovery limits	RL	Reporting Detection Limit	W	Sample container temperature is out of limit as sp

Original

Alliance Technical Group - Akron
3310 Win St.
Cuyahoga Falls, Ohio 44223
TEL: (330) 253-8211 FAX: (330) 253-4489
Website: http://www.settek.com

QC SUMMARY REPORT

WO#: **25120418**
22-Dec-25

Client: Civil and Environmental Consultants, Inc.
Project: 341-963 Sammis MW-12S Sampling **BatchID:** **90652**

Sample ID: **25120766-001AMS** SampType: **MS** TestCode: **MTL-ICP_NP** Units: **mg/L** Prep Date: **12/12/2025** RunNo: **222969**
Client ID: **BatchQC** Batch ID: **90652** TestNo: **SW6010** **SW3005A** Analysis Date: **12/16/2025** SeqNo: **5945752**

Analyte	Result	PQL	SPK value	SPK Ref Val	%REC	LowLimit	HighLimit	RPD Ref Val	%RPD	RPDLimit	Qual
Antimony(Sb)	0.412	0.0200	0.4000	0	103	75	125				
Arsenic(As)	0.219	0.0100	0.1600	0.05360	104	75	125				
Barium(Ba)	0.559	0.0200	0.2000	0.3607	99.3	75	125				
Beryllium(Be)	0.0209	0.00100	0.02000	0	104	75	125				
Cadmium(Cd)	0.0402	0.00200	0.04000	0	101	75	125				
Chromium(Cr)	0.166	0.00800	0.1600	0	103	75	125				
Cobalt(Co)	0.394	0.0200	0.4000	0	98.6	75	125				
Lead(Pb)	0.402	0.0100	0.4000	0	100	75	125				
Lithium(Li)	0.541	0.0500	1.000	0.005000	53.6	75	125				S
Molybdenum(Mo)	0.213	0.0200	0.1600	0.05040	102	75	125				
Selenium(Se)	0.206	0.00800	0.2000	0	103	75	125				
Thallium(Tl)	0.411	0.0200	0.4000	0	103	75	125				

Sample ID: **25120766-001AMSD** SampType: **MSD** TestCode: **MTL-ICP_NP** Units: **mg/L** Prep Date: **12/12/2025** RunNo: **222969**
Client ID: **BatchQC** Batch ID: **90652** TestNo: **SW6010** **SW3005A** Analysis Date: **12/16/2025** SeqNo: **5945753**

Analyte	Result	PQL	SPK value	SPK Ref Val	%REC	LowLimit	HighLimit	RPD Ref Val	%RPD	RPDLimit	Qual
Antimony(Sb)	0.406	0.0200	0.4000	0	101	75	125	0.4122	1.54	20	
Arsenic(As)	0.222	0.0100	0.1600	0.05360	105	75	125	0.2192	1.22	20	
Barium(Ba)	0.563	0.0200	0.2000	0.3607	101	75	125	0.5593	0.659	20	
Beryllium(Be)	0.0206	0.00100	0.02000	0	103	75	125	0.02090	1.45	20	
Cadmium(Cd)	0.0398	0.00200	0.04000	0	99.5	75	125	0.04020	1.00	20	
Chromium(Cr)	0.162	0.00800	0.1600	0	101	75	125	0.1655	1.95	20	
Cobalt(Co)	0.386	0.0200	0.4000	0	96.5	75	125	0.3943	2.13	20	
Lead(Pb)	0.395	0.0100	0.4000	0	98.8	75	125	0.4017	1.66	20	

Qualifiers:

B	Analyte detected in the associated Method Blank	E	Value above quantitation range	H	Holding times for preparation or analysis exceede
M	Manual Integration used to determine area response	ND	Not Detected	PL	Permit Limit
R	RPD outside accepted recovery limits	RL	Reporting Detection Limit	W	Sample container temperature is out of limit as sp

Original

Alliance Technical Group - Akron
3310 Win St.
Cuyahoga Falls, Ohio 44223
TEL: (330) 253-8211 FAX: (330) 253-4489
Website: http://www.settek.com

QC SUMMARY REPORT

WO#: **25120418**
22-Dec-25

Client: Civil and Environmental Consultants, Inc.
Project: 341-963 Sammis MW-12S Sampling **BatchID:** **90652**

Sample ID: **25120766-001AMSD** SampType: **MSD** TestCode: **MTL-ICP_NP** Units: **mg/L** Prep Date: **12/12/2025** RunNo: **222969**
Client ID: **BatchQC** Batch ID: **90652** TestNo: **SW6010** **SW3005A** Analysis Date: **12/16/2025** SeqNo: **5945753**

Analyte	Result	PQL	SPK value	SPK Ref Val	%REC	LowLimit	HighLimit	RPD Ref Val	%RPD	RPDLimit	Qual
Lithium(Li)	0.537	0.0500	1.000	0.005000	53.2	75	125	0.5410	0.817	20	S
Molybdenum(Mo)	0.211	0.0200	0.1600	0.05040	100	75	125	0.2129	0.849	20	
Selenium(Se)	0.202	0.00800	0.2000	0	101	75	125	0.2065	2.45	20	
Thallium(Tl)	0.408	0.0200	0.4000	0	102	75	125	0.4107	0.782	20	

Qualifiers:

B	Analyte detected in the associated Method Blank	E	Value above quantitation range	H	Holding times for preparation or analysis exceede
M	Manual Integration used to determine area response	ND	Not Detected	PL	Permit Limit
R	RPD outside accepted recovery limits	RL	Reporting Detection Limit	W	Sample container temperature is out of limit as sp

Original

Alliance Technical Group - Akron
3310 Win St.
Cuyahoga Falls, Ohio 44223
TEL: (330) 253-8211 FAX: (330) 253-4489
Website: http://www.settek.com

QC SUMMARY REPORT

WO#: **25120418**
22-Dec-25

Client: Civil and Environmental Consultants, Inc.
Project: 341-963 Sammis MW-12S Sampling **BatchID:** **90652**

Sample ID: **MB-90652** SampType: **MBLK** TestCode: **MTL-ICP_NP** Units: **mg/L** Prep Date: **12/12/2025** RunNo: **222836**
Client ID: **BatchQC** Batch ID: **90652** TestNo: **SW6010** **SW3005A** Analysis Date: **12/15/2025** SeqNo: **5943247**

Analyte	Result	PQL	SPK value	SPK Ref Val	%REC	LowLimit	HighLimit	RPD Ref Val	%RPD	RPDLimit	Qual
Antimony(Sb)	ND	0.0200									
Arsenic(As)	ND	0.0100									
Barium(Ba)	ND	0.0200									
Beryllium(Be)	ND	0.00100									
Cadmium(Cd)	ND	0.00200									
Chromium(Cr)	ND	0.00800									
Cobalt(Co)	ND	0.0200									
Lead(Pb)	ND	0.0100									
Lithium(Li)	ND	0.0500									
Molybdenum(Mo)	ND	0.0200									
Selenium(Se)	ND	0.00800									
Thallium(Tl)	ND	0.0200									

Sample ID: **LCS-90652** SampType: **LCS** TestCode: **MTL-ICP_NP** Units: **mg/L** Prep Date: **12/12/2025** RunNo: **222836**
Client ID: **BatchQC** Batch ID: **90652** TestNo: **SW6010** **SW3005A** Analysis Date: **12/15/2025** SeqNo: **5943249**

Analyte	Result	PQL	SPK value	SPK Ref Val	%REC	LowLimit	HighLimit	RPD Ref Val	%RPD	RPDLimit	Qual
Antimony(Sb)	0.435	0.0200	0.4000	0	109	80	120				
Arsenic(As)	0.175	0.0100	0.1600	0	109	80	120				
Barium(Ba)	0.239	0.0200	0.2000	0	120	80	120				
Beryllium(Be)	0.0233	0.00100	0.02000	0	116	80	120				
Cadmium(Cd)	0.0415	0.00200	0.04000	0	104	80	120				
Chromium(Cr)	0.176	0.00800	0.1600	0	110	80	120				
Cobalt(Co)	0.428	0.0200	0.4000	0	107	80	120				
Lead(Pb)	0.428	0.0100	0.4000	0	107	80	120				

Qualifiers:

B	Analyte detected in the associated Method Blank	E	Value above quantitation range	H	Holding times for preparation or analysis exceede
M	Manual Integration used to determine area response	ND	Not Detected	PL	Permit Limit
R	RPD outside accepted recovery limits	RL	Reporting Detection Limit	W	Sample container temperature is out of limit as sp

Original

Alliance Technical Group - Akron
3310 Win St.
Cuyahoga Falls, Ohio 44223
TEL: (330) 253-8211 FAX: (330) 253-4489
Website: http://www.settek.com

QC SUMMARY REPORT

WO#: **25120418**
22-Dec-25

Client: Civil and Environmental Consultants, Inc.
Project: 341-963 Sammis MW-12S Sampling **BatchID:** **90652**

Sample ID: **LCS-90652** SampType: **LCS** TestCode: **MTL-ICP_NP** Units: **mg/L** Prep Date: **12/12/2025** RunNo: **222836**
Client ID: **BatchQC** Batch ID: **90652** TestNo: **SW6010** **SW3005A** Analysis Date: **12/15/2025** SeqNo: **5943249**

Analyte	Result	PQL	SPK value	SPK Ref Val	%REC	LowLimit	HighLimit	RPD Ref Val	%RPD	RPDLimit	Qual
Lithium(Li)	0.484	0.0500	0.5000	0	96.8	80	120				
Molybdenum(Mo)	0.171	0.0200	0.1600	0	107	80	120				
Selenium(Se)	0.217	0.00800	0.2000	0	109	80	120				
Thallium(Tl)	0.432	0.0200	0.4000	0	108	80	120				

Sample ID: **MB-90652** SampType: **MBLK** TestCode: **MTL-ICP_NP** Units: **mg/L** Prep Date: **12/12/2025** RunNo: **222836**
Client ID: **BatchQC** Batch ID: **90652** TestNo: **SW6010** **SW3005A** Analysis Date: **12/15/2025** SeqNo: **5943252**

Analyte	Result	PQL	SPK value	SPK Ref Val	%REC	LowLimit	HighLimit	RPD Ref Val	%RPD	RPDLimit	Qual
Antimony(Sb)	ND	0.0200									
Arsenic(As)	ND	0.0100									
Barium(Ba)	ND	0.0200									
Beryllium(Be)	ND	0.00100									
Cadmium(Cd)	ND	0.00200									
Chromium(Cr)	ND	0.00800									
Cobalt(Co)	ND	0.0200									
Lead(Pb)	ND	0.0100									
Lithium(Li)	ND	0.0500									
Molybdenum(Mo)	ND	0.0200									
Selenium(Se)	ND	0.00800									
Thallium(Tl)	ND	0.0200									

Qualifiers:

B	Analyte detected in the associated Method Blank	E	Value above quantitation range	H	Holding times for preparation or analysis exceede
M	Manual Integration used to determine area response	ND	Not Detected	PL	Permit Limit
R	RPD outside accepted recovery limits	RL	Reporting Detection Limit	W	Sample container temperature is out of limit as sp

Original

Alliance Technical Group - Akron
3310 Win St.
Cuyahoga Falls, Ohio 44223
TEL: (330) 253-8211 FAX: (330) 253-4489
Website: http://www.settek.com

QC SUMMARY REPORT

WO#: **25120418**
22-Dec-25

Client: Civil and Environmental Consultants, Inc.
Project: 341-963 Sammis MW-12S Sampling **BatchID:** **R223250**

Sample ID: **MB-S F-R223250** SampType: **MBLK** TestCode: **Anions_S(90** Units: **mg/Kg** Prep Date: RunNo: **223250**
Client ID: **BatchQC** Batch ID: **R223250** TestNo: **E300.0** Analysis Date: **12/19/2025** SeqNo: **5952976**

Analyte	Result	PQL	SPK value	SPK Ref Val	%REC	LowLimit	HighLimit	RPD Ref Val	%RPD	RPDLimit	Qual
Fluoride	ND	0.100		0	0						

Sample ID: **LCS-S F-R223250** SampType: **LCS** TestCode: **Anions_S(90** Units: **mg/Kg** Prep Date: RunNo: **223250**
Client ID: **BatchQC** Batch ID: **R223250** TestNo: **E300.0** Analysis Date: **12/19/2025** SeqNo: **5952977**

Analyte	Result	PQL	SPK value	SPK Ref Val	%REC	LowLimit	HighLimit	RPD Ref Val	%RPD	RPDLimit	Qual
Fluoride	21.7	0.100	20.00	0	108	80	120				mMB+

Qualifiers:

B	Analyte detected in the associated Method Blank	E	Value above quantitation range	H	Holding times for preparation or analysis exceede
M	Manual Integration used to determine area response	ND	Not Detected	PL	Permit Limit
R	RPD outside accepted recovery limits	RL	Reporting Detection Limit	W	Sample container temperature is out of limit as sp

Original

Alliance Technical Group - Akron
3310 Win St.
Cuyahoga Falls, Ohio 44223
TEL: (330) 253-8211 FAX: (330) 253-4489
Website: http://www.settek.com

QC SUMMARY REPORT

WO#: **25120418**

22-Dec-25

Client: Civil and Environmental Consultants, Inc.

Project: 341-963 Sammis MW-12S Sampling

BatchID: **R223250**

Sample ID: **MB SPLP-R223250** SampType: **MBLK** TestCode: **Anions_NPW** Units: **mg/L** Prep Date: RunNo: **223250**

Client ID: **BatchQC** Batch ID: **R223250** TestNo: **E300.0** Analysis Date: **12/18/2025** SeqNo: **5952944**

Analyte	Result	PQL	SPK value	SPK Ref Val	%REC	LowLimit	HighLimit	RPD Ref Val	%RPD	RPDLimit	Qual
Fluoride	ND	0.100									

Qualifiers:

B	Analyte detected in the associated Method Blank	E	Value above quantitation range	H	Holding times for preparation or analysis exceede
M	Manual Integration used to determine area response	ND	Not Detected	PL	Permit Limit
R	RPD outside accepted recovery limits	RL	Reporting Detection Limit	W	Sample container temperature is out of limit as sp

Original

Alliance Technical Group - Akron
3310 Win St.
Cuyahoga Falls, Ohio 44223
TEL: (330) 253-8211 FAX: (330) 253-4489
Website: http://www.settek.com

QC SUMMARY REPORT

WO#: **25120418**
22-Dec-25

Client: Civil and Environmental Consultants, Inc.
Project: 341-963 Sammis MW-12S Sampling **BatchID:** **R223250**

Sample ID: **LCS-R223250** SampType: **LCS** TestCode: **Anions_NPW** Units: **mg/L** Prep Date: RunNo: **223250**
Client ID: **BatchQC** Batch ID: **R223250** TestNo: **E300.0** Analysis Date: **12/18/2025** SeqNo: **5952883**

Analyte	Result	PQL	SPK value	SPK Ref Val	%REC	LowLimit	HighLimit	RPD Ref Val	%RPD	RPDLimit	Qual
Fluoride	21.1	0.100	20.00	0	106	90	110				

Sample ID: **LCSD-R223250** SampType: **LCSD** TestCode: **Anions_NPW** Units: **mg/L** Prep Date: RunNo: **223250**
Client ID: **BatchQC** Batch ID: **R223250** TestNo: **E300.0** Analysis Date: **12/18/2025** SeqNo: **5952884**

Analyte	Result	PQL	SPK value	SPK Ref Val	%REC	LowLimit	HighLimit	RPD Ref Val	%RPD	RPDLimit	Qual
Fluoride	21.1	0.100	20.00	0	105	90	110	21.12	0.0905	20	

Sample ID: **25121405-001EMS** SampType: **MS** TestCode: **Anions_NPW** Units: **mg/L** Prep Date: RunNo: **223250**
Client ID: **BatchQC** Batch ID: **R223250** TestNo: **E300.0** Analysis Date: **12/18/2025** SeqNo: **5952887**

Analyte	Result	PQL	SPK value	SPK Ref Val	%REC	LowLimit	HighLimit	RPD Ref Val	%RPD	RPDLimit	Qual
Fluoride	26.5	0.100	20.00	0.09010	132	80	120				S

Sample ID: **25120319-001CMS** SampType: **MS** TestCode: **Anions_NPW** Units: **mg/L** Prep Date: RunNo: **223250**
Client ID: **BatchQC** Batch ID: **R223250** TestNo: **E300.0** Analysis Date: **12/18/2025** SeqNo: **5952897**

Analyte	Result	PQL	SPK value	SPK Ref Val	%REC	LowLimit	HighLimit	RPD Ref Val	%RPD	RPDLimit	Qual
Fluoride	24.1	0.100	20.00	5.159	94.9	80	120				

Qualifiers:

B	Analyte detected in the associated Method Blank	E	Value above quantitation range	H	Holding times for preparation or analysis exceede
M	Manual Integration used to determine area response	ND	Not Detected	PL	Permit Limit
R	RPD outside accepted recovery limits	RL	Reporting Detection Limit	W	Sample container temperature is out of limit as sp

Original

Alliance Technical Group - Akron
3310 Win St.
Cuyahoga Falls, Ohio 44223
TEL: (330) 253-8211 FAX: (330) 253-4489
Website: http://www.settek.com

QC SUMMARY REPORT

WO#: **25120418**

22-Dec-25

Client: Civil and Environmental Consultants, Inc.

Project: 341-963 Sammis MW-12S Sampling

BatchID: **R223250**

Sample ID: **MB-R223250** SampType: **MBLK** TestCode: **Anions_NPW** Units: **mg/L** Prep Date: RunNo: **223250**

Client ID: **BatchQC** Batch ID: **R223250** TestNo: **E300.0** Analysis Date: **12/18/2025** SeqNo: **5952936**

Analyte	Result	PQL	SPK value	SPK Ref Val	%REC	LowLimit	HighLimit	RPD Ref Val	%RPD	RPDLimit	Qual
Fluoride	ND	0.100		0	0						

Qualifiers:

B	Analyte detected in the associated Method Blank	E	Value above quantitation range	H	Holding times for preparation or analysis exceede
M	Manual Integration used to determine area response	ND	Not Detected	PL	Permit Limit
R	RPD outside accepted recovery limits	RL	Reporting Detection Limit	W	Sample container temperature is out of limit as sp

Original

Alliance Technical Group - Akron
3310 Win St.
Cuyahoga Falls, Ohio 44223
TEL: (330) 253-8211
Website: http://www.settek.com

Qualifiers and Acronyms

WO#: **25120418**
Date: **12/22/2025**

These commonly used Qualifiers and Acronyms may or may not be present in this report.

Qualifiers

U	The compound was analyzed for but was not detected above the MDL.
J	The reported value is greater than the Method Detection Limit but less than the Reporting Limit.
H	The hold time for sample preparation and/or analysis was exceeded. Not Clean Water Act compliant.
D	The result is reported from a dilution.
E	The result exceeded the linear range of the calibration or is estimated due to interference.
MC	The result is below the Minimum Compound Limit.
*****	The result exceeds the Regulatory Limit or Maximum Contamination Limit.
m	Manual integration was used to determine the area response.
d	Manual integration in which peak was deleted
N	The result is presumptive based on a Mass Spectral library search assuming a 1:1 response.
P	The second column confirmation exceeded 25% difference.
C	The result has been confirmed by GC/MS.
X	The result was not confirmed when GC/MS Analysis was performed.
B	The analyte was detected in the Method Blank at a concentration greater than the RL.
MB+	The analyte was detected in the Method Blank at a concentration greater than the MDL.
G	The ICB or CCB contained reportable amounts of analyte.
QC-/+	The CCV recovery failed low (-) or high (+).
R/QDR	The RPD was outside of accepted recovery limits.
QL-/+	The LCS or LCSD recovery failed low (-) or high (+).
QLR	The LCS/LCSD RPD was outside of accepted recovery limits.
QM-/+	The MS or MSD recovery failed low (-) or high (+).
QMR	The MS/MSD RPD was outside of accepted recovery limits.
QV-/+	The ICV recovery failed low (-) or high (+).
S	The spike result was outside of accepted recovery limits.
W	Samples were received outside temperature limits (0° – 6° C). Not Clean Water Act compliant.
Z	Deviation; A deviation from the method was performed; Please refer to the Case Narrative for additional information

Acronyms

ND	Not Detected	**RL**	Reporting Limit
QC	Quality Control	**MDL**	Method Detection Limit
MB	Method Blank	**LOD**	Level of Detection
LCS	Laboratory Control Sample	**LOQ**	Level of Quantitation
LCSD	Laboratory Control Sample Duplicate	**PQL**	Practical Quantitation Limit
QCS	Quality Control Sample	**CRQL**	Contract Required Quantitation Limit
DUP	Duplicate	**PL**	Permit Limit
MS	Matrix Spike	**RegLvl**	Regulatory Limit
MSD	Matrix Spike Duplicate	**MCL**	Maximum Contamination Limit
RPD	Relative Percent Different	**MinCL**	Minimum Compound Limit
ICV	Initial Calibration Verification	**RA**	Reanalysis
ICB	Initial Calibration Blank	**RE**	Reextraction
CCV	Continuing Calibration Verification	**TIC**	Tentatively Identified Compound
CCB	Continuing Calibration Blank	**RT**	Retention Time
RLC	Reporting Limit Check	**CF**	Calibration Factor

This list of Qualifiers and Acronyms reflects the most commonly utilized Qualifiers and Acronyms for reporting. Please refer to the Analytical Notes in the Case Narrative for any Qualifiers or Acronyms that do not appear in this list or for additional information regarding the use of these Qualifiers on reported data.

Alliance Technical Group - Akron
3310 Win St.
Cuyahoga Falls, Ohio 44223
TEL: (330) 253-8211 FAX: (330) 253-4489
Website: http://www.settek.com

DATES REPORT

WO#: **25120418**

22-Dec-25

Client: Civil and Environmental Consultants, Inc.

Project: 341-963 Sammis MW-12S Sampling

Sample ID	Client Sample ID	Collection Date	Matrix	Test Name	Leachate Date	Prep Date	Analysis Date
25120418-001A	MW-12S	12/4/2025 10:38:00 AM	Non-Potable Water	Anions by IC (EPA 300.0)			12/19/2025 4:49:00 AM
25120418-001B				Mercury (EPA 7470A)		12/9/2025 9:20:49 AM	12/9/2025 12:45:00 PM
				Metals (EPA 6010D)		12/12/2025 4:00:00 PM	12/16/2025 1:59:00 PM
25120418-001C				Mercury (EPA 7470A)		12/9/2025 9:20:49 AM	12/9/2025 12:48:00 PM
				Metals (EPA 6010D)		12/8/2025 1:45:00 PM	12/15/2025 3:32:00 PM

Original

25120418

Civil & Environmental Consultants, Inc.

Chain of Custody Record:

Project Name:	Summit MW-12S Sampling
Project Number:	341-963
Project Location:	
Project Manager:	Rob Eaton
Field Personnel:	Ben Trask
Contact Information:	REaton@CECinc.com
CEC Office:	pgh
Number of Coolers in Shipment:	1

Data Delivery:
- ___ CD (EDD and Report)
- X Email (EDD and Report)
- ___ Paper Report
- ___ Preliminary Results (ASAP)

Email Address: See Above

Turn-Around Time:
___ Standard ___ 7 day ___ 72 hr ___ 48 hr ___ 24 hr

Requested Sample Analyses: See Attached Parameter List

Page 1 of 1

Matrix Key:
- A - Air
- W - Water
- S - Soil
- D - Sediment
- P - Wipe
- O - Other

Preservative Key:
- 1 - HCl
- 2 - HNO_3
- 3 - H_2SO_4
- 4 - NaOH
- 5 - Na_2S2O_3
- 6 - $NaHSO_4$
- 7 - Other
- 8 - 4°C
- 9 - 5035

Date	Time	Sample ID	Matrix	Preservative	Number of Containers	See Attached Parameter List	Special Instructions/ Sample Conditions/ Comments
12/4/25	1038	MW-12S	W	2	5	X	

12/4/25

Relinquished By:	Date:	Time:	Received By:	Date:	Time:
[signature]	12/4/25	1500	Paige Aferick	12/5/25	10:50

Custody Seals Intact? X Yes ___ No
Jars Intact? X Yes ___ No
Cooler Temperature Upon Receipt? 0.7 °C
Ice Present? X Yes ___ No

General Comments/Remarks: Temp = 0.7 + 0.0 = 0.7°C

Corporate Office: Pittsburgh
700 Cherrington Parkway
Moon Township, PA 15108
(800) 365-2324
www.cecinc.com

Albany (888)243-6439
Athens (877)389-1852
Austin (855)365-2324
Boston (866)312-2024
Bridgeport (855)488-9539
Charlotte (855)859-9932
Chicago (877)963-6026
Cincinnati (800)759-5614
Cleveland (800)365-2324
Columbus (888)598-6808
Greenville (855)574-4331
Houston (800)365-2324
Indianapolis (877)746-0749
Knoxville (865)977-9997
Monroeville (800)899-3610
Nashville (800)763-2326
Philadelphia (888)267-7891
Phoenix (877)231-2324
Sevierville (865)774-7771
St. Louis (866)250-3679
Toledo (855)274-2324

341-963 CEC Parameter List for Sammis
Antimony
Arsenic
Barium
Beryllium
Cadmium
Chromium
Cobalt
Fluoride
Lead
Lithium
Mercury
Molybdenum
Selenium
Thallium

*Total & Dissolved Metals

Alliance Technical Group - Akron
3310 Win St.
Cuyahoga Falls, Ohio 44223
TEL: (330) 253-8211 FAX: (330) 253-4489
Website: http://www.settek.com

Sample Log-In Check List

Client Name: **CIV-PA-15205** Work Order Number: **25120418** RcptNo: **1**

Logged by:	**Christina N. Gemma**	**12/5/2025 10:50:00 AM**	C. Gemma
Completed By:	**Christina N. Gemma**	**12/5/2025 5:32:37 PM**	C. Gemma
Reviewed By:	**Holly Florea**	**12/8/2025 7:46:23 AM**	Holly Florea

Chain of Custody

1. Is Chain of Custody complete? Yes ☑ No ☐ Not Present ☐
2. How was the sample delivered? Alliance

Log In

3. Coolers are present? Yes ☑ No ☐ NA ☐
4. Shipping container/cooler in good condition? Yes ☑ No ☐
   Custody seals intact on shipping container/cooler? Yes ☐ No ☐ Not Present ☐ NA ☑
   No. Seal Date: Signed By:
5. Was an attempt made to cool the samples? Yes ☑ No ☐ NA ☐
6. Were all samples received at a temperature of >0° C to 6.0°C Yes ☑ No ☐ NA ☐
7. Sample(s) in proper container(s)? Yes ☑ No ☐
8. Sufficient sample volume for indicated test(s)? Yes ☑ No ☐
9. Are samples (except VOA and ONG) properly preserved? Yes ☑ No ☐
10. Was preservative added to bottles? Yes ☐ No ☑ NA ☐
11. Is the headspace in the VOA vials less than 1/4 inch or 6 mm? Yes ☐ No ☐ No VOA Vials ☑
12. Were any sample containers received broken? Yes ☐ No ☑
13. Does paperwork match bottle labels? Yes ☑ No ☐
    (Note discrepancies on chain of custody)
14. Are matrices correctly identified on Chain of Custody? Yes ☑ No ☐
15. Is it clear what analyses were requested? Yes ☑ No ☐
16. Were all holding times able to be met? Yes ☑ No ☐
    (If no, notify customer for authorization.)

Special Handling (if applicable)

17. Was client notified of all discrepancies with this order? Yes ☐ No ☐ NA ☑

Person Notified:		Date	
By Whom:		Via:	☐ eMail ☐ Phone ☐ Fax ☐ In Person
Regarding:			
Client Instructions:			

18. Additional remarks:

Cooler Information

Cooler No	Temp ºC	Condition	Seal Intact	Seal No	Seal Date	Signed By
1	0.7	Good	NA			

Alliance Technical Group - Akron
3310 Win St.
Cuyahoga Falls, Ohio 44223
TEL: (330) 253-8211
Website: http://www.settek.com

January 06, 2026

Rob Eaton
Civil and Environmental Consultants, Inc.
700 Cherrington Parkway
Moon Township, PA 15108
TEL:
FAX:

RE: 341-963.0116 Sammis MW-12S Sampling

Order No.: 25121638

Dear Rob Eaton:

Alliance Technical Group - Akron received 1 sample(s) on 12/19/2025 for the analyses presented in the following report.

There were no problems with the analytical events associated with this report unless noted in the Case Narrative.

Quality control data is within laboratory defined or method specified acceptance limits except where noted.

If you have any questions regarding these tests results, please feel free to call the laboratory.

Sincerely,

Holly Florea

Project Manager

3310 Win St.
Cuyahoga Falls, Ohio 44223

Arkansas 88-0735, California 2943, Colorado, Connecticut PH-0828, Florida NELAC E87688, Idaho OH00923, Illinois 200061, Indiana C-OH-13, ISO/IEC 17025:2017 119125 L22-544, Kansas E-10347, Kentucky (Underground Storage Tank) 3, Kentucky 90146, Maryland 339, Michigan 9988, Minnesota 1780279, Nevada OH009232020-1, New Hampshire 2996, New Jersey OH006, New York 11777, North Carolina 39705 and 631, North Dakota R-201, Ohio DW, Ohio VAP CL0052, Oklahoma 2019-155, Oregon OH200001, Pennsylvania 68-01335, Rhode Island LA000317, South Carolina 92016001, Texas T104704466-19-16, Utah OH009232020-12, Virginia VELAP 10381, West Virginia 9957C

Alliance Technical Group - Akron
3310 Win St.
Cuyahoga Falls, Ohio 44223
TEL: (330) 253-8211
Website: http://www.settek.com

Workorder Sample Summary

WO#: **25121638**

06-Jan-26

CLIENT: Civil and Environmental Consultants, Inc.

Project: 341-963.0116 Sammis MW-12S Sampling

Lab SampleID	Client Sample ID	Tag No	Date Collected	Date Received	Matrix
25121638-001	MW-12S		12/18/2025 12:40:00 PM	12/19/2025 12:50:00 PM	Non-Potable Water
25121638-001	MW-12S		12/18/2025 12:40:00 PM	12/19/2025 12:50:00 PM	Non-Potable Water
25121638-001	MW-12S		12/18/2025 12:40:00 PM	12/19/2025 12:50:00 PM	Non-Potable Water

Alliance Technical Group - Akron
3310 Win St.
Cuyahoga Falls, Ohio 44223
TEL: (330) 253-8211 FAX: (330) 253-4489
Website: http://www.settek.com

Case Narrative

WO#: **25121638**
Date: **1/6/2026**

CLIENT: Civil and Environmental Consultants, Inc.
Project: 341-963.0116 Sammis MW-12S Sampling

WorkOrder Narrative:
25121638: This report in its entirety consists of the following documents: Cover Letter, Case Narrative, Analytical Results, QC Summary Report, Applicable Accreditation Information, Chain-of-Custody, Cooler Receipt Form, and other applicable forms as necessary. All documents contain the Alliance Technical Group Work Order Number assigned to this report.

Alliance Technical Group holds the accreditations/certifications listed at the bottom of the cover letter that may or may not pertain to this report. Please refer to the "Accreditation Program Analytes Report" for accredited analytes list.

The information contained in this analytical report is the sole property of Alliance Technical Group and that of the customer. It cannot be reproduced in any form without the consent of Alliance Technical Group or the customer for which this report was issued. The results contained in this report are only representative of the samples received. Conditions can vary at different times and at different sampling conditions. Alliance Technical Group is not responsible for use or interpretation of the data included herein.

All results for solid samples are reported on an "as received" or "wet weight" basis unless indicated as "dry weight" using the "-dry" designation on the reporting units.

This report is believed to meet all of the requirements of the accrediting agency, where applicable. Any comments or problems with the analytical events associated with this report are noted below.

Analytical Sequence Sample Notes:
25121638-001C MTL-ICP_NPW(6010D): MB exhibited a detection for Arsenic, indicating possible high bias. Sample exhibits detection < PQL for this analyte.

25121638-001B MTL-ICP_NPW(6010D): CCV exhibited high recoveries, indicating possible high bias. Investigative sample is non-detect for these analytes. Corresponding MS/MSD exhibited outlying recoveries. LCS demonstrates control.

Alliance Technical Group - Akron
3310 Win St.
Cuyahoga Falls, Ohio 44223
TEL: (330) 253-8211
Website: http://www.settek.com

Analytical Report

(consolidated)

WO#: **25121638**

Date Reported: **1/6/2026**

Client: Civil and Environmental Consultants, Inc.

Project: 341-963.0116 Sammis MW-12S Sampling

Lab ID: 25121638-001 **Matrix:** NON-POTABLE WATER

Client Sample ID: MW-12S **Collection Date:** 12/18/2025 12:40:00 PM

Analyses	Result	RL	Qual	Units	DF	Date Analyzed
MERCURY (EPA 7470A)				**EPA 7470**	**EPA 7470 A**	Analyst: **OK**
Mercury	ND	0.000200		mg/L	1	12/23/2025 1:09:00 PM
MERCURY (EPA 7470A)				**EPA 7470**	**EPA 7470 A**	Analyst: **OK**
Dissolved Mercury	ND	0.000200		mg/L	1	12/23/2025 1:07:00 PM
METALS (EPA 6010D)				**EPA 3005A**	**EPA 6010D**	Analyst: **RJE**
Antimony	ND	0.0200		mg/L	1	12/27/2025 6:16:00 AM
Arsenic	ND	0.0100	QC+	mg/L	1	12/27/2025 6:16:00 AM
Barium	ND	0.0200		mg/L	1	12/27/2025 6:16:00 AM
Beryllium	ND	0.00100		mg/L	1	12/27/2025 6:16:00 AM
Cadmium	ND	0.00200		mg/L	1	12/27/2025 6:16:00 AM
Chromium	ND	0.00800		mg/L	1	12/27/2025 6:16:00 AM
Cobalt	0.0285	0.0200		mg/L	1	12/27/2025 6:16:00 AM
Lead	ND	0.0100		mg/L	1	12/27/2025 6:16:00 AM
Lithium	ND	0.0500	QM-	mg/L	1	12/27/2025 6:16:00 AM
Molybdenum	ND	0.0200		mg/L	1	12/27/2025 6:16:00 AM
Selenium	ND	0.00800	QC+	mg/L	1	12/27/2025 6:16:00 AM
Thallium	ND	0.0200		mg/L	1	12/27/2025 6:16:00 AM
DISSOLVED METALS - EPA 6010 NPW METALS (EPA 6010D)				**EPA 3005A**	**EPA 6010D**	Analyst: **RJE**
Dissolved Antimony	ND	0.0200		mg/L	1	12/26/2025 12:55:00 PM
Dissolved Arsenic	ND	0.0100	MB+	mg/L	1	12/26/2025 12:55:00 PM
Dissolved Barium	ND	0.0200		mg/L	1	12/26/2025 12:55:00 PM
Dissolved Beryllium	ND	0.00100		mg/L	1	12/26/2025 12:55:00 PM
Dissolved Cadmium	ND	0.00200		mg/L	1	12/26/2025 12:55:00 PM
Dissolved Chromium	ND	0.00800		mg/L	1	12/26/2025 12:55:00 PM
Dissolved Cobalt	0.0268	0.0200		mg/L	1	12/26/2025 12:55:00 PM
Dissolved Lead	ND	0.0100		mg/L	1	12/26/2025 12:55:00 PM
Dissolved Lithium	ND	0.0500		mg/L	1	12/26/2025 12:55:00 PM
Dissolved Molybdenum	ND	0.0200		mg/L	1	12/26/2025 12:55:00 PM
Dissolved Selenium	ND	0.00800		mg/L	1	12/26/2025 12:55:00 PM
Dissolved Thallium	ND	0.0200		mg/L	1	12/26/2025 12:55:00 PM
ANIONS (SW9056)					**EPA 9056 A**	Analyst: **JPN**
Fluoride	0.461	0.100		mg/L	1	12/31/2025 8:18:00 PM

Qualifiers:

B	Analyte detected in the associated Method Blank	E	Value above quantitation range
H	Holding times for preparation or analysis exceeded	M	Manual Integration used to determine area response
ND	Not Detected	PL	Permit Limit
R	RPD outside accepted recovery limits	RL	Reporting Detection Limit
W	Sample container temperature is out of limit as specified at testcode		

Alliance Technical Group - Akron
3310 Win St.
Cuyahoga Falls, Ohio 44223
TEL: (330) 253-8211 FAX: (330) 253-4489
Website: http://www.settek.com

QC SUMMARY REPORT

WO#: **25121638**
06-Jan-26

Client: Civil and Environmental Consultants, Inc.
Project: 341-963.0116 Sammis MW-12S Sampling **BatchID:** **90918**

Sample ID: **25121569-001CMS** SampType: **MS** TestCode: **MTL-ICP_NP** Units: **mg/L** Prep Date: **12/23/2025** RunNo: **223670**
Client ID: **BatchQC** Batch ID: **90918** TestNo: **SW6010** **SW3005A** Analysis Date: **12/28/2025** SeqNo: **5963415**

Analyte	Result	PQL	SPK value	SPK Ref Val	%REC	LowLimit	HighLimit	RPD Ref Val	%RPD	RPDLimit	Qual
Antimony	0.434	0.0200	0.4000	0	109	75	125				
Arsenic	0.175	0.0100	0.1600	0	109	75	125				
Barium	0.352	0.0200	0.2000	0.1301	111	75	125				
Beryllium	0.0223	0.00100	0.02000	0	112	75	125				
Cadmium	0.0429	0.00200	0.04000	0	107	75	125				
Chromium	0.175	0.00800	0.1600	0	109	75	125				
Cobalt	0.413	0.0200	0.4000	0	103	75	125				
Lead	0.431	0.0100	0.4000	0	108	75	125				
Lithium	0.594	0.0500	1.000	0.01410	58.0	75	125				S
Molybdenum	0.172	0.0200	0.1600	0	107	75	125				
Selenium	0.225	0.00800	0.2000	0	112	75	125				
Thallium	0.436	0.0200	0.4000	0	109	75	125				

Sample ID: **25121569-001CMSD** SampType: **MSD** TestCode: **MTL-ICP_NP** Units: **mg/L** Prep Date: **12/23/2025** RunNo: **223670**
Client ID: **BatchQC** Batch ID: **90918** TestNo: **SW6010** **SW3005A** Analysis Date: **12/28/2025** SeqNo: **5963416**

Analyte	Result	PQL	SPK value	SPK Ref Val	%REC	LowLimit	HighLimit	RPD Ref Val	%RPD	RPDLimit	Qual
Antimony	0.400	0.0200	0.4000	0	100	75	125	0.4343	8.17	20	
Arsenic	0.158	0.0100	0.1600	0	98.8	75	125	0.1747	9.98	20	
Barium	0.315	0.0200	0.2000	0.1301	92.4	75	125	0.3516	11.0	20	
Beryllium	0.0199	0.00100	0.02000	0	99.5	75	125	0.02230	11.4	20	
Cadmium	0.0386	0.00200	0.04000	0	96.5	75	125	0.04290	10.6	20	
Chromium	0.157	0.00800	0.1600	0	97.9	75	125	0.1747	10.9	20	
Cobalt	0.379	0.0200	0.4000	0	94.7	75	125	0.4131	8.69	20	
Lead	0.386	0.0100	0.4000	0	96.5	75	125	0.4314	11.2	20	

Qualifiers:

B	Analyte detected in the associated Method Blank	E	Value above quantitation range	H	Holding times for preparation or analysis exceede
M	Manual Integration used to determine area response	ND	Not Detected	PL	Permit Limit
R	RPD outside accepted recovery limits	RL	Reporting Detection Limit	W	Sample container temperature is out of limit as sp

Original

Alliance Technical Group - Akron
3310 Win St.
Cuyahoga Falls, Ohio 44223
TEL: (330) 253-8211 FAX: (330) 253-4489
Website: http://www.settek.com

QC SUMMARY REPORT

WO#: **25121638**
06-Jan-26

Client: Civil and Environmental Consultants, Inc.
Project: 341-963.0116 Sammis MW-12S Sampling **BatchID:** **90918**

Sample ID: **25121569-001CMSD** SampType: **MSD** TestCode: **MTL-ICP_NP** Units: **mg/L** Prep Date: **12/23/2025** RunNo: **223670**
Client ID: **BatchQC** Batch ID: **90918** TestNo: **SW6010** **SW3005A** Analysis Date: **12/28/2025** SeqNo: **5963416**

Analyte	Result	PQL	SPK value	SPK Ref Val	%REC	LowLimit	HighLimit	RPD Ref Val	%RPD	RPDLimit	Qual
Lithium	0.520	0.0500	1.000	0.01410	50.6	75	125	0.5937	13.2	20	S
Molybdenum	0.155	0.0200	0.1600	0	97.0	75	125	0.1719	10.2	20	
Selenium	0.210	0.00800	0.2000	0	105	75	125	0.2248	6.81	20	
Thallium	0.392	0.0200	0.4000	0	98.0	75	125	0.4360	10.6	20	

Sample ID: **LCS-90918** SampType: **LCS** TestCode: **MTL-ICP_NP** Units: **mg/L** Prep Date: **12/23/2025** RunNo: **223670**
Client ID: **BatchQC** Batch ID: **90918** TestNo: **SW6010** **SW3005A** Analysis Date: **12/28/2025** SeqNo: **5963420**

Analyte	Result	PQL	SPK value	SPK Ref Val	%REC	LowLimit	HighLimit	RPD Ref Val	%RPD	RPDLimit	Qual
Antimony	0.433	0.0200	0.4000	0	108	80	120				
Arsenic	0.168	0.0100	0.1600	0	105	80	120				
Barium	0.220	0.0200	0.2000	0	110	80	120				
Beryllium	0.0219	0.00100	0.02000	0	110	80	120				
Cadmium	0.0433	0.00200	0.04000	0	108	80	120				
Chromium	0.173	0.00800	0.1600	0	108	80	120				
Cobalt	0.428	0.0200	0.4000	0	107	80	120				
Lead	0.432	0.0100	0.4000	0	108	80	120				
Lithium	0.481	0.0500	0.5000	0	96.3	80	120				
Molybdenum	0.168	0.0200	0.1600	0	105	80	120				
Selenium	0.226	0.00800	0.2000	0	113	80	120				
Thallium	0.431	0.0200	0.4000	0	108	80	120				

Qualifiers:

B	Analyte detected in the associated Method Blank	E	Value above quantitation range	H	Holding times for preparation or analysis exceede
M	Manual Integration used to determine area response	ND	Not Detected	PL	Permit Limit
R	RPD outside accepted recovery limits	RL	Reporting Detection Limit	W	Sample container temperature is out of limit as sp

Original

Alliance Technical Group - Akron
3310 Win St.
Cuyahoga Falls, Ohio 44223
TEL: (330) 253-8211 FAX: (330) 253-4489
Website: http://www.settek.com

QC SUMMARY REPORT

WO#: **25121638**
06-Jan-26

Client: Civil and Environmental Consultants, Inc.
Project: 341-963.0116 Sammis MW-12S Sampling **BatchID:** **90918**

Sample ID: **LCS-90918** SampType: **LCS** TestCode: **MTL-ICP_NP** Units: **mg/L** Prep Date: **12/23/2025** RunNo: **223611**
Client ID: **BatchQC** Batch ID: **90918** TestNo: **SW6010** **SW3005A** Analysis Date: **12/27/2025** SeqNo: **5963171**

Analyte	Result	PQL	SPK value	SPK Ref Val	%REC	LowLimit	HighLimit	RPD Ref Val	%RPD	RPDLimit	Qual
Antimony	0.421	0.0200	0.4000	0	105	80	120				
Arsenic	0.164	0.0100	0.1600	0	102	80	120				QC+
Barium	0.218	0.0200	0.2000	0	109	80	120				
Beryllium	0.0221	0.00100	0.02000	0	110	80	120				
Cadmium	0.0419	0.00200	0.04000	0	105	80	120				
Chromium	0.169	0.00800	0.1600	0	105	80	120				
Cobalt	0.419	0.0200	0.4000	0	105	80	120				
Lead	0.426	0.0100	0.4000	0	106	80	120				
Lithium	0.440	0.0500	0.5000	0	87.9	80	120				
Molybdenum	0.162	0.0200	0.1600	0	101	80	120				
Selenium	0.222	0.00800	0.2000	0	111	80	120				QC+
Thallium	0.413	0.0200	0.4000	0	103	80	120				

Sample ID: **25121638-001BMS** SampType: **MS** TestCode: **MTL-ICP_NP** Units: **mg/L** Prep Date: **12/23/2025** RunNo: **223611**
Client ID: **MW-12S** Batch ID: **90918** TestNo: **SW6010** **SW3005A** Analysis Date: **12/27/2025** SeqNo: **5963173**

Analyte	Result	PQL	SPK value	SPK Ref Val	%REC	LowLimit	HighLimit	RPD Ref Val	%RPD	RPDLimit	Qual
Antimony	0.396	0.0200	0.4000	0	98.9	75	125				
Arsenic	0.157	0.0100	0.1600	0	97.9	75	125				QC+
Barium	0.219	0.0200	0.2000	0.01890	100	75	125				
Beryllium	0.0208	0.00100	0.02000	0	104	75	125				
Cadmium	0.0402	0.00200	0.04000	0	101	75	125				
Chromium	0.157	0.00800	0.1600	0	98.2	75	125				
Cobalt	0.408	0.0200	0.4000	0.02850	94.9	75	125				
Lead	0.394	0.0100	0.4000	0	98.6	75	125				

Qualifiers:

B	Analyte detected in the associated Method Blank	E	Value above quantitation range	H	Holding times for preparation or analysis exceede
M	Manual Integration used to determine area response	ND	Not Detected	PL	Permit Limit
R	RPD outside accepted recovery limits	RL	Reporting Detection Limit	W	Sample container temperature is out of limit as sp

Original

Alliance Technical Group - Akron
3310 Win St.
Cuyahoga Falls, Ohio 44223
TEL: (330) 253-8211 FAX: (330) 253-4489
Website: http://www.settek.com

QC SUMMARY REPORT

WO#: **25121638**
06-Jan-26

Client: Civil and Environmental Consultants, Inc.
Project: 341-963.0116 Sammis MW-12S Sampling **BatchID:** **90918**

Sample ID: **25121638-001BMS** SampType: **MS** TestCode: **MTL-ICP_NP** Units: **mg/L** Prep Date: **12/23/2025** RunNo: **223611**
Client ID: **MW-12S** Batch ID: **90918** TestNo: **SW6010** **SW3005A** Analysis Date: **12/27/2025** SeqNo: **5963173**

Analyte	Result	PQL	SPK value	SPK Ref Val	%REC	LowLimit	HighLimit	RPD Ref Val	%RPD	RPDLimit	Qual
Lithium	0.523	0.0500	1.000	0.01530	50.8	75	125				S
Molybdenum	0.153	0.0200	0.1600	0	95.5	75	125				
Selenium	0.214	0.00800	0.2000	0	107	75	125				QC+
Thallium	0.392	0.0200	0.4000	0	98.0	75	125				

Sample ID: **25121638-001BMSD** SampType: **MSD** TestCode: **MTL-ICP_NP** Units: **mg/L** Prep Date: **12/23/2025** RunNo: **223611**
Client ID: **MW-12S** Batch ID: **90918** TestNo: **SW6010** **SW3005A** Analysis Date: **12/27/2025** SeqNo: **5963174**

Analyte	Result	PQL	SPK value	SPK Ref Val	%REC	LowLimit	HighLimit	RPD Ref Val	%RPD	RPDLimit	Qual
Antimony	0.429	0.0200	0.4000	0	107	75	125	0.3956	8.01	20	
Arsenic	0.178	0.0100	0.1600	0	111	75	125	0.1567	12.9	20	QC+
Barium	0.237	0.0200	0.2000	0.01890	109	75	125	0.2188	8.07	20	
Beryllium	0.0224	0.00100	0.02000	0	112	75	125	0.02080	7.41	20	
Cadmium	0.0424	0.00200	0.04000	0	106	75	125	0.04020	5.33	20	
Chromium	0.167	0.00800	0.1600	0	104	75	125	0.1572	6.17	20	
Cobalt	0.440	0.0200	0.4000	0.02850	103	75	125	0.4082	7.43	20	
Lead	0.418	0.0100	0.4000	0	104	75	125	0.3942	5.76	20	
Lithium	0.576	0.0500	1.000	0.01530	56.1	75	125	0.5231	9.68	20	S
Molybdenum	0.165	0.0200	0.1600	0	103	75	125	0.1528	7.74	20	
Selenium	0.222	0.00800	0.2000	0	111	75	125	0.2138	3.94	20	QC+
Thallium	0.424	0.0200	0.4000	0	106	75	125	0.3918	7.99	20	

Qualifiers:

B	Analyte detected in the associated Method Blank	E	Value above quantitation range	H	Holding times for preparation or analysis exceede
M	Manual Integration used to determine area response	ND	Not Detected	PL	Permit Limit
R	RPD outside accepted recovery limits	RL	Reporting Detection Limit	W	Sample container temperature is out of limit as sp

Original

Alliance Technical Group - Akron
3310 Win St.
Cuyahoga Falls, Ohio 44223
TEL: (330) 253-8211 FAX: (330) 253-4489
Website: http://www.settek.com

QC SUMMARY REPORT

WO#: **25121638**
06-Jan-26

Client: Civil and Environmental Consultants, Inc.
Project: 341-963.0116 Sammis MW-12S Sampling **BatchID:** **90922**

Sample ID: **LCS-90922** SampType: **LCS** TestCode: **MTL-ICP_NP** Units: **mg/L** Prep Date: **12/23/2025** RunNo: **223611**
Client ID: **BatchQC** Batch ID: **90922** TestNo: **SW6010** **SW3005A** Analysis Date: **12/26/2025** SeqNo: **5961669**

Analyte	Result	PQL	SPK value	SPK Ref Val	%REC	LowLimit	HighLimit	RPD Ref Val	%RPD	RPDLimit	Qual
Dissolved Antimony	0.400	0.0200	0.4000	0	100	80	120				
Dissolved Arsenic	0.161	0.0100	0.1600	0	100	80	120				MB+
Dissolved Barium	0.205	0.0200	0.2000	0	103	80	120				
Dissolved Beryllium	0.0209	0.00100	0.02000	0	104	80	120				
Dissolved Cadmium	0.0415	0.00200	0.04000	0	104	80	120				
Dissolved Chromium	0.166	0.00800	0.1600	0	104	80	120				
Dissolved Cobalt	0.402	0.0200	0.4000	0	100	80	120				
Dissolved Lead	0.415	0.0100	0.4000	0	104	80	120				
Dissolved Lithium	0.424	0.0500	0.5000	0	84.8	80	120				
Dissolved Molybdenum	0.156	0.0200	0.1600	0	97.2	80	120				
Dissolved Selenium	0.203	0.00800	0.2000	0	102	80	120				
Dissolved Thallium	0.408	0.0200	0.4000	0	102	80	120				

Sample ID: **25121205-003FMS** SampType: **MS** TestCode: **MTL-ICP_NP** Units: **mg/L** Prep Date: **12/23/2025** RunNo: **223611**
Client ID: **BatchQC** Batch ID: **90922** TestNo: **SW6010** **SW3005A** Analysis Date: **12/26/2025** SeqNo: **5961673**

Analyte	Result	PQL	SPK value	SPK Ref Val	%REC	LowLimit	HighLimit	RPD Ref Val	%RPD	RPDLimit	Qual
Dissolved Antimony	0.396	0.0200	0.4000	0	99.0	75	125				
Dissolved Arsenic	0.168	0.0100	0.1600	0	105	75	125				MB+
Dissolved Barium	0.278	0.0200	0.2000	0.07360	102	75	125				
Dissolved Beryllium	0.0217	0.00100	0.02000	0	108	75	125				
Dissolved Cadmium	0.0414	0.00200	0.04000	0	104	75	125				
Dissolved Chromium	0.167	0.00800	0.1600	0	104	75	125				
Dissolved Cobalt	0.415	0.0200	0.4000	0.009800	101	75	125				
Dissolved Lead	0.414	0.0100	0.4000	0	104	75	125				

Qualifiers:

B	Analyte detected in the associated Method Blank	E	Value above quantitation range	H	Holding times for preparation or analysis exceede
M	Manual Integration used to determine area response	ND	Not Detected	PL	Permit Limit
R	RPD outside accepted recovery limits	RL	Reporting Detection Limit	W	Sample container temperature is out of limit as sp

Original

Alliance Technical Group - Akron
3310 Win St.
Cuyahoga Falls, Ohio 44223
TEL: (330) 253-8211 FAX: (330) 253-4489
Website: http://www.settek.com

QC SUMMARY REPORT

WO#: **25121638**
06-Jan-26

Client: Civil and Environmental Consultants, Inc.
Project: 341-963.0116 Sammis MW-12S Sampling **BatchID:** **90922**

Sample ID: **25121205-003FMS** SampType: **MS** TestCode: **MTL-ICP_NP** Units: **mg/L** Prep Date: **12/23/2025** RunNo: **223611**
Client ID: **BatchQC** Batch ID: **90922** TestNo: **SW6010** **SW3005A** Analysis Date: **12/26/2025** SeqNo: **5961673**

Analyte	Result	PQL	SPK value	SPK Ref Val	%REC	LowLimit	HighLimit	RPD Ref Val	%RPD	RPDLimit	Qual
Dissolved Lithium	0.532	0.0500	1.000	0	53.2	75	125				S
Dissolved Molybdenum	0.160	0.0200	0.1600	0	100	75	125				
Dissolved Selenium	0.209	0.00800	0.2000	0	105	75	125				
Dissolved Thallium	0.427	0.0200	0.4000	0	107	75	125				

Sample ID: **25121205-003FMSD** SampType: **MSD** TestCode: **MTL-ICP_NP** Units: **mg/L** Prep Date: **12/23/2025** RunNo: **223611**
Client ID: **BatchQC** Batch ID: **90922** TestNo: **SW6010** **SW3005A** Analysis Date: **12/26/2025** SeqNo: **5961674**

Analyte	Result	PQL	SPK value	SPK Ref Val	%REC	LowLimit	HighLimit	RPD Ref Val	%RPD	RPDLimit	Qual
Dissolved Antimony	0.393	0.0200	0.4000	0	98.3	75	125	0.3961	0.760	20	
Dissolved Arsenic	0.161	0.0100	0.1600	0	101	75	125	0.1681	4.13	20	MB+
Dissolved Barium	0.298	0.0200	0.2000	0.07360	112	75	125	0.2780	6.78	20	
Dissolved Beryllium	0.0232	0.00100	0.02000	0	116	75	125	0.02170	6.68	20	
Dissolved Cadmium	0.0434	0.00200	0.04000	0	108	75	125	0.04140	4.72	20	
Dissolved Chromium	0.176	0.00800	0.1600	0	110	75	125	0.1670	5.47	20	
Dissolved Cobalt	0.400	0.0200	0.4000	0.009800	97.6	75	125	0.4147	3.61	20	
Dissolved Lead	0.438	0.0100	0.4000	0	110	75	125	0.4144	5.61	20	
Dissolved Lithium	0.574	0.0500	1.000	0	57.4	75	125	0.5323	7.49	20	S
Dissolved Molybdenum	0.156	0.0200	0.1600	0	97.6	75	125	0.1602	2.59	20	
Dissolved Selenium	0.205	0.00800	0.2000	0	102	75	125	0.2093	2.22	20	
Dissolved Thallium	0.450	0.0200	0.4000	0	112	75	125	0.4272	5.13	20	

Qualifiers:

B	Analyte detected in the associated Method Blank	E	Value above quantitation range	H	Holding times for preparation or analysis exceede
M	Manual Integration used to determine area response	ND	Not Detected	PL	Permit Limit
R	RPD outside accepted recovery limits	RL	Reporting Detection Limit	W	Sample container temperature is out of limit as sp

Original

Alliance Technical Group - Akron
3310 Win St.
Cuyahoga Falls, Ohio 44223
TEL: (330) 253-8211 FAX: (330) 253-4489
Website: http://www.settek.com

QC SUMMARY REPORT

WO#: **25121638**
06-Jan-26

Client: Civil and Environmental Consultants, Inc.
Project: 341-963.0116 Sammis MW-12S Sampling **BatchID:** **R223977**

Sample ID: **LCS-R223977** SampType: **LCS** TestCode: **Anions_NPW** Units: **mg/L** Prep Date: RunNo: **223977**
Client ID: **BatchQC** Batch ID: **R223977** TestNo: **SW9056A** Analysis Date: **12/31/2025** SeqNo: **5970710**

Analyte	Result	PQL	SPK value	SPK Ref Val	%REC	LowLimit	HighLimit	RPD Ref Val	%RPD	RPDLimit	Qual
Fluoride	21.3	0.100	20.00	0	106	90	110				

Sample ID: **LCSD-R223977** SampType: **LCSD** TestCode: **Anions_NPW** Units: **mg/L** Prep Date: RunNo: **223977**
Client ID: **BatchQC** Batch ID: **R223977** TestNo: **SW9056A** Analysis Date: **12/31/2025** SeqNo: **5970711**

Analyte	Result	PQL	SPK value	SPK Ref Val	%REC	LowLimit	HighLimit	RPD Ref Val	%RPD	RPDLimit	Qual
Fluoride	21.3	0.100	20.00	0	106	90	110	21.28	0.0399	20	

Sample ID: **LCS-F-R223977** SampType: **LCS** TestCode: **Anions_NPW** Units: **mg/L** Prep Date: RunNo: **223977**
Client ID: **BatchQC** Batch ID: **R223977** TestNo: **SW9056A** Analysis Date: **1/1/2026** SeqNo: **5970746**

Analyte	Result	PQL	SPK value	SPK Ref Val	%REC	LowLimit	HighLimit	RPD Ref Val	%RPD	RPDLimit	Qual
Fluoride	21.4	0.100	20.00	0	107	90	110				

Qualifiers:

B	Analyte detected in the associated Method Blank	E	Value above quantitation range	H	Holding times for preparation or analysis exceede
M	Manual Integration used to determine area response	ND	Not Detected	PL	Permit Limit
R	RPD outside accepted recovery limits	RL	Reporting Detection Limit	W	Sample container temperature is out of limit as sp

Original

Alliance Technical Group - Akron
3310 Win St.
Cuyahoga Falls, Ohio 44223
TEL: (330) 253-8211
Website: http://www.settek.com

Qualifiers and Acronyms

WO#: **25121638**
Date: **1/6/2026**

These commonly used Qualifiers and Acronyms may or may not be present in this report.

Qualifiers

U	The compound was analyzed for but was not detected above the MDL.
J	The reported value is greater than the Method Detection Limit but less than the Reporting Limit.
H	The hold time for sample preparation and/or analysis was exceeded. Not Clean Water Act compliant.
D	The result is reported from a dilution.
E	The result exceeded the linear range of the calibration or is estimated due to interference.
MC	The result is below the Minimum Compound Limit.
*****	The result exceeds the Regulatory Limit or Maximum Contamination Limit.
m	Manual integration was used to determine the area response.
d	Manual integration in which peak was deleted
N	The result is presumptive based on a Mass Spectral library search assuming a 1:1 response.
P	The second column confirmation exceeded 25% difference.
C	The result has been confirmed by GC/MS.
X	The result was not confirmed when GC/MS Analysis was performed.
B	The analyte was detected in the Method Blank at a concentration greater than the RL.
MB+	The analyte was detected in the Method Blank at a concentration greater than the MDL.
G	The ICB or CCB contained reportable amounts of analyte.
QC-/+	The CCV recovery failed low (-) or high (+).
R/QDR	The RPD was outside of accepted recovery limits.
QL-/+	The LCS or LCSD recovery failed low (-) or high (+).
QLR	The LCS/LCSD RPD was outside of accepted recovery limits.
QM-/+	The MS or MSD recovery failed low (-) or high (+).
QMR	The MS/MSD RPD was outside of accepted recovery limits.
QV-/+	The ICV recovery failed low (-) or high (+).
S	The spike result was outside of accepted recovery limits.
W	Samples were received outside temperature limits (0° – 6° C). Not Clean Water Act compliant.
Z	Deviation; A deviation from the method was performed; Please refer to the Case Narrative for additional information

Acronyms

ND	Not Detected	**RL**	Reporting Limit
QC	Quality Control	**MDL**	Method Detection Limit
MB	Method Blank	**LOD**	Level of Detection
LCS	Laboratory Control Sample	**LOQ**	Level of Quantitation
LCSD	Laboratory Control Sample Duplicate	**PQL**	Practical Quantitation Limit
QCS	Quality Control Sample	**CRQL**	Contract Required Quantitation Limit
DUP	Duplicate	**PL**	Permit Limit
MS	Matrix Spike	**RegLvl**	Regulatory Limit
MSD	Matrix Spike Duplicate	**MCL**	Maximum Contamination Limit
RPD	Relative Percent Different	**MinCL**	Minimum Compound Limit
ICV	Initial Calibration Verification	**RA**	Reanalysis
ICB	Initial Calibration Blank	**RE**	Reextraction
CCV	Continuing Calibration Verification	**TIC**	Tentatively Identified Compound
CCB	Continuing Calibration Blank	**RT**	Retention Time
RLC	Reporting Limit Check	**CF**	Calibration Factor

This list of Qualifiers and Acronyms reflects the most commonly utilized Qualifiers and Acronyms for reporting. Please refer to the Analytical Notes in the Case Narrative for any Qualifiers or Acronyms that do not appear in this list or for additional information regarding the use of these Qualifiers on reported data.

Alliance Technical Group - Akron
3310 Win St.
Cuyahoga Falls, Ohio 44223
TEL: (330) 253-8211 FAX: (330) 253-4489
Website: http://www.settek.com

DATES REPORT

WO#: **25121638**

06-Jan-26

Client: Civil and Environmental Consultants, Inc.

Project: 341-963.0116 Sammis MW-12S Sampling

Sample ID	Client Sample ID	Collection Date	Matrix	Test Name	Leachate Date	Prep Date	Analysis Date
25121638-001A	MW-12S	12/18/2025 12:40:00 PM	Non-Potable Water	Anions (SW9056)			12/31/2025 8:18:00 PM
25121638-001B				Mercury (EPA 7470A)		12/23/2025 9:45:00 AM	12/23/2025 1:09:00 PM
				Metals (EPA 6010D)		12/23/2025 1:41:53 PM	12/27/2025 6:16:00 AM
25121638-001C				Mercury (EPA 7470A)		12/23/2025 9:45:00 AM	12/23/2025 1:07:00 PM
				Metals (EPA 6010D)		12/23/2025 1:41:35 PM	12/26/2025 12:55:00 PM

Original

Civil & Environmental Consultants, Inc.

Chain of Custody Record:

Project Name: SAMMIS MW-12S SAMPLING

Project Number: 341-963.0116 Project Location: TORONTO, OH

Project Manager: ROB EATON

Field Personnel: KTJ

Contact Information: REATON@CECINC.COM

CEC Office: PITTSBURGH Number of Coolers in Shipment: 1

Data Delivery:
____CD (EDD and Report) ____Paper Report
X Email (EDD and Report) ____Preliminary Results (ASAP)
Email Address: SEE ABOVE

Turn-around-time:
X Standard ____7 day ____72 hr ____48 hr ____24 hr

Page 1 of 1

Requested Sample Analyses

Date	Time	Sample ID	Water	Soil	Sediment	Air	Wipe	Other	SEE ATTACHED PARAMETER LIST								Number of Sample Containers	Special Instructions/ Sample Conditions/ Comments
12/18/25	1240	MW-12S	X						X								5	

Relinquished By:	Date:	Time:	Received By:	Date:	Time:
[signature]	12/18/25	1500	Paul Cyrlich	12/19/25	12.50

Custody Seals Intact? Yes____ No____ N/A Jars Intact? ✓ Yes ____No

Cooler Temperature Upon Receipt? 0.1 °C (0.1 to 0.0) Ice Present? ✓ Yes ____No

General Comments/Remarks:
DISSOLVED SAMPLES WERE FIELD FILTERED

CORPORATE OFFICE: Pittsburgh
700 Cherrington Parkway
Moon Township, PA 15108
(800) 365-2324
www.cecinc.com

Albany (888) 223-6439
Athens (877) 389-1852
Austin (855) 365-2324
Boston (866) 312-2024
Bridgeport (855) 488-9539
Charlotte (855) 859-9932

Chicago (877) 963-6026
Cincinnati (800) 759-5614
Cleveland (800) 365-2324
Columbus (855) 598-6808
Greenville (855) 574-4331

Houston (800) 365-2324
Indianapolis (877) 746-0749
Knoxville (865) 977-9997
Monroeville (800) 899-3610
Nashville (800) 763-2326

Philadelphia (888) 267-7891
Phoenix (877) 231-2324
Sevierville (865) 774-7771
St. Louis (866) 250-3679
Toledo (855) 274-2324

341-963 CEC Parameter List for Sammis
[illegible]
Antimony
Arsenic
Barium
Beryllium
Cadmium
Chromium
Cobalt
Fluoride
Lead
Lithium
Mercury
Molybdenum
Selenium
Thallium

*Total & Dissolved Metals

Alliance Technical Group - Akron
3310 Win St.
Cuyahoga Falls, Ohio 44223
TEL: (330) 253-8211 FAX: (330) 253-4489
Website: http://www.settek.com

Sample Log-In Check List

Client Name: **CIV-PA-15205** Work Order Number: **25121638** RcptNo: **1**

Logged by:	**Nick Rigby**	**12/19/2025 12:50:00 PM**
Completed By:	**Nick Rigby**	**12/20/2025 10:11:06 AM**
Reviewed By:	**Holly Florea**	**12/20/2025 11:09:55 AM**

Chain of Custody

1. Is Chain of Custody complete? Yes ☑ No ☐ Not Present ☐
2. How was the sample delivered? Alliance

Log In

3. Coolers are present? Yes ☑ No ☐ NA ☐
4. Shipping container/cooler in good condition? Yes ☑ No ☐
   Custody seals intact on shipping container/cooler? Yes ☐ No ☐ Not Present ☐ NA ☑
   No. Seal Date: Signed By:
5. Was an attempt made to cool the samples? Yes ☑ No ☐ NA ☐
6. Were all samples received at a temperature of >0° C to 6.0°C Yes ☑ No ☐ NA ☐
7. Sample(s) in proper container(s)? Yes ☑ No ☐
8. Sufficient sample volume for indicated test(s)? Yes ☑ No ☐
9. Are samples (except VOA and ONG) properly preserved? Yes ☑ No ☐
10. Was preservative added to bottles? Yes ☐ No ☑ NA ☐
11. Is the headspace in the VOA vials less than 1/4 inch or 6 mm? Yes ☐ No ☐ No VOA Vials ☑
12. Were any sample containers received broken? Yes ☐ No ☑
13. Does paperwork match bottle labels? Yes ☑ No ☐
    (Note discrepancies on chain of custody)
14. Are matrices correctly identified on Chain of Custody? Yes ☑ No ☐
15. Is it clear what analyses were requested? Yes ☑ No ☐
16. Were all holding times able to be met? Yes ☑ No ☐
    (If no, notify customer for authorization.)

Special Handling (if applicable)

17. Was client notified of all discrepancies with this order? Yes ☐ No ☐ NA ☑

Person Notified:		Date:	
By Whom:		Via:	☐ eMail ☐ Phone ☐ Fax ☐ In Person
Regarding:			
Client Instructions:			

18. Additional remarks:

Cooler Information

Cooler No	Temp ºC	Condition	Seal Intact	Seal No	Seal Date	Signed By
1	0.1	Good	NA			

Alliance Technical Group - Akron
3310 Win St.
Cuyahoga Falls, Ohio 44223
TEL: (330) 253-8211
Website: http://www.settek.com

January 15, 2026

Rob Eaton
Civil and Environmental Consultants, Inc.
700 Cherrington Parkway
Moon Township, PA 15108
TEL:
FAX:

RE: Sammis MW-12S Sampling

Order No.: 26010313

Dear Rob Eaton:

Alliance Technical Group - Akron received 1 sample(s) on 1/8/2026 for the analyses presented in the following report.

There were no problems with the analytical events associated with this report unless noted in the Case Narrative.

Quality control data is within laboratory defined or method specified acceptance limits except where noted.

If you have any questions regarding these tests results, please feel free to call the laboratory.

Sincerely,

Holly Florea

Project Manager

3310 Win St.
Cuyahoga Falls, Ohio 44223

Arkansas 88-0735, California 2943, Colorado, Connecticut PH-0828, Florida NELAC E87688, Idaho OH00923, Illinois 200061, Indiana C-OH-13, ISO/IEC 17025:2017 119125 L22-544, Kansas E-10347, Kentucky (Underground Storage Tank) 3, Kentucky 90146, Maryland 339, Michigan 9988, Minnesota 1780279, Nevada OH009232020-1, New Hampshire 2996, New Jersey OH006, New York 11777, North Carolina 39705 and 631, North Dakota R-201, Ohio DW, Ohio VAP CL0052, Oklahoma 2019-155, Oregon OH200001, Pennsylvania 68-01335, Rhode Island LA000317, South Carolina 92016001, Texas T104704466-19-16, Utah OH009232020-12, Virginia VELAP 10381, West Virginia 9957C

Alliance Technical Group - Akron
3310 Win St.
Cuyahoga Falls, Ohio 44223
TEL: (330) 253-8211
Website: http://www.settek.com

Workorder Sample Summary

WO#: **26010313**

15-Jan-26

CLIENT: Civil and Environmental Consultants, Inc.
Project: Sammis MW-12S Sampling

Lab SampleID	Client Sample ID	Tag No	Date Collected	Date Received	Matrix
26010313-001	MW-12S		1/7/2026 11:45:00 AM	1/8/2026 10:15:00 AM	Non-Potable Water
26010313-001	MW-12S		1/7/2026 11:45:00 AM	1/8/2026 10:15:00 AM	Non-Potable Water
26010313-001	MW-12S		1/7/2026 11:45:00 AM	1/8/2026 10:15:00 AM	Non-Potable Water

Alliance Technical Group - Akron
3310 Win St.
Cuyahoga Falls, Ohio 44223
TEL: (330) 253-8211 FAX: (330) 253-4489
Website: http://www.settek.com

Case Narrative

WO#: **26010313**
Date: **1/15/2026**

CLIENT: Civil and Environmental Consultants, Inc.
Project: Sammis MW-12S Sampling

WorkOrder Narrative:
This report in its entirety consists of the following documents: Cover Letter, Case Narrative, Analytical Results, QC Summary Report, Applicable Accreditation Information, Chain-of-Custody, Cooler Receipt Form, and other applicable forms as necessary. All documents contain the Alliance Technical Group Work Order Number assigned to this report.

Alliance Technical Group holds the accreditations/certifications listed at the bottom of the cover letter that may or may not pertain to this report. Please refer to the "Accreditation Program Analytes Report" for accredited analytes list.

The information contained in this analytical report is the sole property of Alliance Technical Group and that of the customer. It cannot be reproduced in any form without the consent of Alliance Technical Group or the customer for which this report was issued. The results contained in this report are only representative of the samples received. Conditions can vary at different times and at different sampling conditions. Alliance Technical Group is not responsible for use or interpretation of the data included herein.

All results for solid samples are reported on an "as received" or "wet weight" basis unless indicated as "dry weight" using the "-dry" designation on the reporting units.

This report is believed to meet all of the requirements of the accrediting agency, where applicable. Any comments or problems with the analytical events associated with this report are noted below.

Analytical Sequence Sample Notes:
26010313-001B MTL-ICP_NPW(6010D): Corresponding spike recovery indicates matrix interference. The method is in control as indicated by the laboratory control sample (LCS). MB exhibited a detection for Chromium, indicating possible high bias. Sample is ND for this analyte.

Alliance Technical Group - Akron
3310 Win St.
Cuyahoga Falls, Ohio 44223
TEL: (330) 253-8211
Website: http://www.settek.com

Analytical Report

(consolidated)

WO#: **26010313**

Date Reported: **1/15/2026**

Client: Civil and Environmental Consultants, Inc.

Project: Sammis MW-12S Sampling

Lab ID: 26010313-001 **Matrix:** NON-POTABLE WATER

Client Sample ID: MW-12S **Collection Date:** 1/7/2026 11:45:00 AM

Analyses	Result	RL	Qual	Units	DF	Date Analyzed
MERCURY (EPA 7470A)			**EPA 7470**		**EPA 7470 A**	Analyst: **OK**
Mercury	ND	0.000200		mg/L	1	1/9/2026 1:53:00 PM
MERCURY (EPA 7470A)			**EPA 7470**		**EPA 7470 A**	Analyst: **OK**
Dissolved Mercury	ND	0.000200		mg/L	1	1/9/2026 1:55:00 PM
METALS (EPA 6010D)			**EPA 3005A**		**EPA 6010D**	Analyst: **RJE**
Antimony	ND	0.0200		mg/L	1	1/9/2026 11:56:00 AM
Arsenic	ND	0.0100		mg/L	1	1/9/2026 11:56:00 AM
Barium	ND	0.0200		mg/L	1	1/9/2026 11:56:00 AM
Beryllium	ND	0.00100		mg/L	1	1/9/2026 11:56:00 AM
Cadmium	ND	0.00200		mg/L	1	1/9/2026 11:56:00 AM
Chromium	ND	0.00800	MB+	mg/L	1	1/9/2026 11:56:00 AM
Cobalt	0.0236	0.0200		mg/L	1	1/9/2026 11:56:00 AM
Lead	ND	0.0100		mg/L	1	1/9/2026 11:56:00 AM
Lithium	ND	0.0500	QM-	mg/L	1	1/9/2026 11:56:00 AM
Molybdenum	ND	0.0200		mg/L	1	1/9/2026 11:56:00 AM
Selenium	ND	0.00800		mg/L	1	1/9/2026 11:56:00 AM
Thallium	ND	0.0200		mg/L	1	1/9/2026 11:56:00 AM
DISSOLVED METALS - EPA 6010 NPW METALS (EPA 6010D)			**EPA 3005A**		**EPA 6010D**	Analyst: **RJE**
Dissolved Antimony	ND	0.0200		mg/L	1	1/9/2026 12:31:00 PM
Dissolved Arsenic	ND	0.0100		mg/L	1	1/9/2026 12:31:00 PM
Dissolved Barium	ND	0.0200		mg/L	1	1/9/2026 12:31:00 PM
Dissolved Beryllium	ND	0.00100		mg/L	1	1/9/2026 12:31:00 PM
Dissolved Cadmium	ND	0.00200		mg/L	1	1/9/2026 12:31:00 PM
Dissolved Chromium	ND	0.00800		mg/L	1	1/14/2026 12:49:00 PM
Dissolved Cobalt	0.0282	0.0200		mg/L	1	1/9/2026 12:31:00 PM
Dissolved Lead	ND	0.0100		mg/L	1	1/9/2026 12:31:00 PM
Dissolved Lithium	ND	0.0500		mg/L	1	1/9/2026 12:31:00 PM
Dissolved Molybdenum	ND	0.0200		mg/L	1	1/9/2026 12:31:00 PM
Dissolved Selenium	ND	0.00800		mg/L	1	1/9/2026 12:31:00 PM
Dissolved Thallium	ND	0.0200		mg/L	1	1/9/2026 12:31:00 PM
ANIONS (SW9056)					**EPA 9056 A**	Analyst: **JPN**
Fluoride	0.397	0.100	m	mg/L	1	1/9/2026 2:00:00 AM

Qualifiers:

B	Analyte detected in the associated Method Blank	E	Value above quantitation range
H	Holding times for preparation or analysis exceeded	M	Manual Integration used to determine area response
ND	Not Detected	PL	Permit Limit
RL	Reporting Detection Limit	W	Sample container temperature is out of limit as specified at testcode

Alliance Technical Group - Akron
3310 Win St.
Cuyahoga Falls, Ohio 44223
TEL: (330) 253-8211 FAX: (330) 253-4489
Website: http://www.settek.com

QC SUMMARY REPORT

WO#: **26010313**
15-Jan-26

Client: Civil and Environmental Consultants, Inc.
Project: Sammis MW-12S Sampling **BatchID:** **92211**

Sample ID: **LCS-92211** SampType: **LCS** TestCode: **MTL-ICP_NP** Units: **mg/L** Prep Date: **1/8/2026** RunNo: **224561**
Client ID: **BatchQC** Batch ID: **92211** TestNo: **SW6010** **SW3005A** Analysis Date: **1/12/2026** SeqNo: **5986779**

Analyte	Result	PQL	SPK value	SPK Ref Val	%REC	LowLimit	HighLimit	RPD Ref Val	%RPD	RPDLimit	Qual
Antimony	0.366	0.0200	0.4000	0	91.6	80	120				
Arsenic	0.138	0.0100	0.1600	0	86.1	80	120				
Barium	0.197	0.0200	0.2000	0	98.5	80	120				
Beryllium	0.0188	0.00100	0.02000	0	94.0	80	120				
Cadmium	0.0384	0.00200	0.04000	0	96.0	80	120				
Chromium	0.162	0.00800	0.1600	0	101	80	120				MB+
Cobalt	0.363	0.0200	0.4000	0	90.7	80	120				
Lead	0.380	0.0100	0.4000	0	95.1	80	120				
Lithium	0.432	0.0500	0.5000	0	86.5	80	120				
Molybdenum	0.147	0.0200	0.1600	0	92.0	80	120				
Selenium	0.192	0.00800	0.2000	0	96.2	80	120				
Thallium	0.384	0.0200	0.4000	0	96.0	80	120				

Qualifiers:

B	Analyte detected in the associated Method Blank	E	Value above quantitation range	H	Holding times for preparation or analysis exceede
M	Manual Integration used to determine area response	ND	Not Detected	PL	Permit Limit
RL	Reporting Detection Limit	W	Sample container temperature is out of limit as specified at testcode		

Original

Alliance Technical Group - Akron
3310 Win St.
Cuyahoga Falls, Ohio 44223
TEL: (330) 253-8211 FAX: (330) 253-4489
Website: http://www.settek.com

QC SUMMARY REPORT

WO#: **26010313**
15-Jan-26

Client: Civil and Environmental Consultants, Inc.
Project: Sammis MW-12S Sampling **BatchID:** **92211**

Sample ID: **LCS-92211** SampType: **LCS** TestCode: **MTL-ICP_NP** Units: **mg/L** Prep Date: **1/8/2026** RunNo: **224484**
Client ID: **BatchQC** Batch ID: **92211** TestNo: **SW6010** **SW3005A** Analysis Date: **1/9/2026** SeqNo: **5983774**

Analyte	Result	PQL	SPK value	SPK Ref Val	%REC	LowLimit	HighLimit	RPD Ref Val	%RPD	RPDLimit	Qual
Antimony	0.394	0.0200	0.4000	0	98.4	80	120				
Arsenic	0.146	0.0100	0.1600	0	90.9	80	120				
Barium	0.209	0.0200	0.2000	0	105	80	120				
Beryllium	0.0209	0.00100	0.02000	0	104	80	120				
Cadmium	0.0417	0.00200	0.04000	0	104	80	120				
Chromium	0.176	0.00800	0.1600	0	110	80	120				MB+
Cobalt	0.387	0.0200	0.4000	0	96.8	80	120				
Lead	0.419	0.0100	0.4000	0	105	80	120				
Lithium	0.459	0.0500	0.5000	0	91.8	80	120				
Molybdenum	0.157	0.0200	0.1600	0	98.4	80	120				
Selenium	0.193	0.00800	0.2000	0	96.4	80	120				
Thallium	0.401	0.0200	0.4000	0	100	80	120				

Sample ID: **26010313-001BMS** SampType: **MS** TestCode: **MTL-ICP_NP** Units: **mg/L** Prep Date: **1/8/2026** RunNo: **224484**
Client ID: **MW-12S** Batch ID: **92211** TestNo: **SW6010** **SW3005A** Analysis Date: **1/9/2026** SeqNo: **5983777**

Analyte	Result	PQL	SPK value	SPK Ref Val	%REC	LowLimit	HighLimit	RPD Ref Val	%RPD	RPDLimit	Qual
Antimony	0.419	0.0200	0.4000	0	105	75	125				
Arsenic	0.160	0.0100	0.1600	0	100	75	125				
Barium	0.229	0.0200	0.2000	0.01580	106	75	125				
Beryllium	0.0215	0.00100	0.02000	0	108	75	125				
Cadmium	0.0430	0.00200	0.04000	0	108	75	125				
Chromium	0.174	0.00800	0.1600	0.006600	105	75	125				MB+
Cobalt	0.428	0.0200	0.4000	0.02360	101	75	125				
Lead	0.415	0.0100	0.4000	0	104	75	125				

Qualifiers:

B	Analyte detected in the associated Method Blank	E	Value above quantitation range	H	Holding times for preparation or analysis exceede
M	Manual Integration used to determine area response	ND	Not Detected	PL	Permit Limit
RL	Reporting Detection Limit	W	Sample container temperature is out of limit as specified at testcode		

Original

Alliance Technical Group - Akron
3310 Win St.
Cuyahoga Falls, Ohio 44223
TEL: (330) 253-8211 FAX: (330) 253-4489
Website: http://www.settek.com

QC SUMMARY REPORT

WO#: **26010313**
15-Jan-26

Client: Civil and Environmental Consultants, Inc.
Project: Sammis MW-12S Sampling **BatchID:** **92211**

Sample ID: **26010313-001BMS** SampType: **MS** TestCode: **MTL-ICP_NP** Units: **mg/L** Prep Date: **1/8/2026** RunNo: **224484**
Client ID: **MW-12S** Batch ID: **92211** TestNo: **SW6010** **SW3005A** Analysis Date: **1/9/2026** SeqNo: **5983777**

Analyte	Result	PQL	SPK value	SPK Ref Val	%REC	LowLimit	HighLimit	RPD Ref Val	%RPD	RPDLimit	Qual
Lithium	0.618	0.0500	1.000	0.01410	60.4	75	125				S
Molybdenum	0.170	0.0200	0.1600	0	106	75	125				
Selenium	0.224	0.00800	0.2000	0	112	75	125				
Thallium	0.431	0.0200	0.4000	0	108	75	125				

Sample ID: **26010313-001BMSD** SampType: **MSD** TestCode: **MTL-ICP_NP** Units: **mg/L** Prep Date: **1/8/2026** RunNo: **224484**
Client ID: **MW-12S** Batch ID: **92211** TestNo: **SW6010** **SW3005A** Analysis Date: **1/9/2026** SeqNo: **5983778**

Analyte	Result	PQL	SPK value	SPK Ref Val	%REC	LowLimit	HighLimit	RPD Ref Val	%RPD	RPDLimit	Qual
Antimony	0.406	0.0200	0.4000	0	101	75	125	0.4189	3.20	20	
Arsenic	0.163	0.0100	0.1600	0	102	75	125	0.1601	1.67	20	
Barium	0.219	0.0200	0.2000	0.01580	102	75	125	0.2287	4.33	20	
Beryllium	0.0206	0.00100	0.02000	0	103	75	125	0.02150	4.28	20	
Cadmium	0.0418	0.00200	0.04000	0	104	75	125	0.04300	2.83	20	
Chromium	0.170	0.00800	0.1600	0.006600	102	75	125	0.1742	2.44	20	MB+
Cobalt	0.421	0.0200	0.4000	0.02360	99.5	75	125	0.4278	1.51	20	
Lead	0.399	0.0100	0.4000	0	99.7	75	125	0.4148	3.98	20	
Lithium	0.576	0.0500	1.000	0.01410	56.2	75	125	0.6183	7.08	20	S
Molybdenum	0.167	0.0200	0.1600	0	105	75	125	0.1702	1.72	20	
Selenium	0.212	0.00800	0.2000	0	106	75	125	0.2235	5.23	20	
Thallium	0.398	0.0200	0.4000	0	99.5	75	125	0.4309	7.99	20	

Qualifiers:

B	Analyte detected in the associated Method Blank	E	Value above quantitation range	H	Holding times for preparation or analysis exceede
M	Manual Integration used to determine area response	ND	Not Detected	PL	Permit Limit
RL	Reporting Detection Limit	W	Sample container temperature is out of limit as specified at testcode		

Original

Alliance Technical Group - Akron
3310 Win St.
Cuyahoga Falls, Ohio 44223
TEL: (330) 253-8211 FAX: (330) 253-4489
Website: http://www.settek.com

QC SUMMARY REPORT

WO#: **26010313**
15-Jan-26

Client: Civil and Environmental Consultants, Inc.
Project: Sammis MW-12S Sampling **BatchID:** **92239**

Sample ID: **LCS-92239** SampType: **LCS** TestCode: **HG_TCLP(74** Units: **mg/L** Prep Date: **1/9/2026** RunNo: **224503**
Client ID: **BatchQC** Batch ID: **92239** TestNo: **SW7470A** **SW7470A** Analysis Date: **1/9/2026** SeqNo: **5984260**

Analyte	Result	PQL	SPK value	SPK Ref Val	%REC	LowLimit	HighLimit	RPD Ref Val	%RPD	RPDLimit	Qual
Mercury	0.00408	0.00200	0.00400	0	102	80	120				

Sample ID: **26010141-001AMS** SampType: **MS** TestCode: **HG_TCLP(74** Units: **mg/L** Prep Date: **1/9/2026** RunNo: **224503**
Client ID: **BatchQC** Batch ID: **92239** TestNo: **SW7470A** **SW7470A** Analysis Date: **1/9/2026** SeqNo: **5984263**

Analyte	Result	PQL	SPK value	SPK Ref Val	%REC	LowLimit	HighLimit	RPD Ref Val	%RPD	RPDLimit	Qual
Mercury	0.00406	0.00200	0.00400	0	102	75	125				

Sample ID: **26010141-001AMSD** SampType: **MSD** TestCode: **HG_TCLP(74** Units: **mg/L** Prep Date: **1/9/2026** RunNo: **224503**
Client ID: **BatchQC** Batch ID: **92239** TestNo: **SW7470A** **SW7470A** Analysis Date: **1/9/2026** SeqNo: **5984264**

Analyte	Result	PQL	SPK value	SPK Ref Val	%REC	LowLimit	HighLimit	RPD Ref Val	%RPD	RPDLimit	Qual
Mercury	0.00420	0.00200	0.00400	0	105	75	125	0.00406	3.39	20	

Qualifiers:

B	Analyte detected in the associated Method Blank	E	Value above quantitation range	H	Holding times for preparation or analysis exceede
M	Manual Integration used to determine area response	ND	Not Detected	PL	Permit Limit
RL	Reporting Detection Limit	W	Sample container temperature is out of limit as specified at testcode		

Original

Alliance Technical Group - Akron
3310 Win St.
Cuyahoga Falls, Ohio 44223
TEL: (330) 253-8211 FAX: (330) 253-4489
Website: http://www.settek.com

QC SUMMARY REPORT

WO#: **26010313**
15-Jan-26

Client: Civil and Environmental Consultants, Inc.
Project: Sammis MW-12S Sampling **BatchID:** **92330**

Sample ID: **LCS-92330** SampType: **LCS** TestCode: **MTL-ICP_NP** Units: **mg/L** Prep Date: **1/13/2026** RunNo: **224758**
Client ID: **BatchQC** Batch ID: **92330** TestNo: **SW6010** **SW3005A** Analysis Date: **1/14/2026** SeqNo: **5990751**

Analyte	Result	PQL	SPK value	SPK Ref Val	%REC	LowLimit	HighLimit	RPD Ref Val	%RPD	RPDLimit	Qual
Dissolved Chromium	0.168	0.00800	0.1600	0	105	80	120				

Sample ID: **26010313-001CMS** SampType: **MS** TestCode: **MTL-ICP_NP** Units: **mg/L** Prep Date: **1/13/2026** RunNo: **224758**
Client ID: **MW-12S** Batch ID: **92330** TestNo: **SW6010** **SW3005A** Analysis Date: **1/14/2026** SeqNo: **5990753**

Analyte	Result	PQL	SPK value	SPK Ref Val	%REC	LowLimit	HighLimit	RPD Ref Val	%RPD	RPDLimit	Qual
Dissolved Chromium	0.148	0.00800	0.1600	0	92.6	75	125				

Sample ID: **26010313-001CMSD** SampType: **MSD** TestCode: **MTL-ICP_NP** Units: **mg/L** Prep Date: **1/13/2026** RunNo: **224758**
Client ID: **MW-12S** Batch ID: **92330** TestNo: **SW6010** **SW3005A** Analysis Date: **1/14/2026** SeqNo: **5990754**

Analyte	Result	PQL	SPK value	SPK Ref Val	%REC	LowLimit	HighLimit	RPD Ref Val	%RPD	RPDLimit	Qual
Dissolved Chromium	0.153	0.00800	0.1600	0	95.4	75	125	0.1481	3.06	20	

Qualifiers:

B	Analyte detected in the associated Method Blank	E	Value above quantitation range	H	Holding times for preparation or analysis exceede
M	Manual Integration used to determine area response	ND	Not Detected	PL	Permit Limit
RL	Reporting Detection Limit	W	Sample container temperature is out of limit as specified at testcode		

Original

Alliance Technical Group - Akron
3310 Win St.
Cuyahoga Falls, Ohio 44223
TEL: (330) 253-8211 FAX: (330) 253-4489
Website: http://www.settek.com

QC SUMMARY REPORT

WO#: **26010313**
15-Jan-26

Client: Civil and Environmental Consultants, Inc.
Project: Sammis MW-12S Sampling **BatchID:** **R224485**

Sample ID: **LCS-20260108** SampType: **LCS** TestCode: **Anions_NPW** Units: **mg/L** Prep Date: RunNo: **224485**
Client ID: **BatchQC** Batch ID: **R224485** TestNo: **SW9056A** Analysis Date: **1/8/2026** SeqNo: **5983793**

Analyte	Result	PQL	SPK value	SPK Ref Val	%REC	LowLimit	HighLimit	RPD Ref Val	%RPD	RPDLimit	Qual
Fluoride	20.2	0.100	20.00	0	101	90	110				

Sample ID: **LCSD-20260108** SampType: **LCSD** TestCode: **Anions_NPW** Units: **mg/L** Prep Date: RunNo: **224485**
Client ID: **BatchQC** Batch ID: **R224485** TestNo: **SW9056A** Analysis Date: **1/8/2026** SeqNo: **5983794**

Analyte	Result	PQL	SPK value	SPK Ref Val	%REC	LowLimit	HighLimit	RPD Ref Val	%RPD	RPDLimit	Qual
Fluoride	20.4	0.100	20.00	0	102	90	110	20.21	0.861	20	m

Sample ID: **26010237-001DMS** SampType: **MS** TestCode: **Anions_NPW** Units: **mg/L** Prep Date: RunNo: **224485**
Client ID: **BatchQC** Batch ID: **R224485** TestNo: **SW9056A** Analysis Date: **1/8/2026** SeqNo: **5983816**

Analyte	Result	PQL	SPK value	SPK Ref Val	%REC	LowLimit	HighLimit	RPD Ref Val	%RPD	RPDLimit	Qual
Fluoride	22.7	0.100	20.00	2.046	104	80	120				

Sample ID: **LCS-F-20260108** SampType: **LCS** TestCode: **Anions_NPW** Units: **mg/L** Prep Date: RunNo: **224485**
Client ID: **BatchQC** Batch ID: **R224485** TestNo: **SW9056A** Analysis Date: **1/9/2026** SeqNo: **5983824**

Analyte	Result	PQL	SPK value	SPK Ref Val	%REC	LowLimit	HighLimit	RPD Ref Val	%RPD	RPDLimit	Qual
Fluoride	20.9	0.100	20.00	0	104	90	110				m

Qualifiers:

B	Analyte detected in the associated Method Blank	E	Value above quantitation range	H	Holding times for preparation or analysis exceede
M	Manual Integration used to determine area response	ND	Not Detected	PL	Permit Limit
RL	Reporting Detection Limit	W	Sample container temperature is out of limit as specified at testcode		

Original

Alliance Technical Group - Akron
3310 Win St.
Cuyahoga Falls, Ohio 44223
TEL: (330) 253-8211
Website: http://www.settek.com

Qualifiers and Acronyms

WO#: **26010313**
Date: **1/15/2026**

These commonly used Qualifiers and Acronyms may or may not be present in this report.

Qualifiers

U	The compound was analyzed for but was not detected above the MDL.
J	The reported value is greater than the Method Detection Limit but less than the Reporting Limit.
H	The hold time for sample preparation and/or analysis was exceeded. Not Clean Water Act compliant.
D	The result is reported from a dilution.
E	The result exceeded the linear range of the calibration or is estimated due to interference.
MC	The result is below the Minimum Compound Limit.
*****	The result exceeds the Regulatory Limit or Maximum Contamination Limit.
m	Manual integration was used to determine the area response.
d	Manual integration in which peak was deleted
N	The result is presumptive based on a Mass Spectral library search assuming a 1:1 response.
P	The second column confirmation exceeded 25% difference.
C	The result has been confirmed by GC/MS.
X	The result was not confirmed when GC/MS Analysis was performed.
B	The analyte was detected in the Method Blank at a concentration greater than the RL.
MB+	The analyte was detected in the Method Blank at a concentration greater than the MDL.
G	The ICB or CCB contained reportable amounts of analyte.
QC-/+	The CCV recovery failed low (-) or high (+).
R/QDR	The RPD was outside of accepted recovery limits.
QL-/+	The LCS or LCSD recovery failed low (-) or high (+).
QLR	The LCS/LCSD RPD was outside of accepted recovery limits.
QM-/+	The MS or MSD recovery failed low (-) or high (+).
QMR	The MS/MSD RPD was outside of accepted recovery limits.
QV-/+	The ICV recovery failed low (-) or high (+).
S	The spike result was outside of accepted recovery limits.
W	Samples were received outside temperature limits (0° – 6° C). Not Clean Water Act compliant.
Z	Deviation; A deviation from the method was performed; Please refer to the Case Narrative for additional information

Acronyms

ND	Not Detected	**RL**	Reporting Limit
QC	Quality Control	**MDL**	Method Detection Limit
MB	Method Blank	**LOD**	Level of Detection
LCS	Laboratory Control Sample	**LOQ**	Level of Quantitation
LCSD	Laboratory Control Sample Duplicate	**PQL**	Practical Quantitation Limit
QCS	Quality Control Sample	**CRQL**	Contract Required Quantitation Limit
DUP	Duplicate	**PL**	Permit Limit
MS	Matrix Spike	**RegLvl**	Regulatory Limit
MSD	Matrix Spike Duplicate	**MCL**	Maximum Contamination Limit
RPD	Relative Percent Different	**MinCL**	Minimum Compound Limit
ICV	Initial Calibration Verification	**RA**	Reanalysis
ICB	Initial Calibration Blank	**RE**	Reextraction
CCV	Continuing Calibration Verification	**TIC**	Tentatively Identified Compound
CCB	Continuing Calibration Blank	**RT**	Retention Time
RLC	Reporting Limit Check	**CF**	Calibration Factor

This list of Qualifiers and Acronyms reflects the most commonly utilized Qualifiers and Acronyms for reporting. Please refer to the Analytical Notes in the Case Narrative for any Qualifiers or Acronyms that do not appear in this list or for additional information regarding the use of these Qualifiers on reported data.

Alliance Technical Group - Akron
3310 Win St.
Cuyahoga Falls, Ohio 44223
TEL: (330) 253-8211 FAX: (330) 253-4489
Website: http://www.settek.com

DATES REPORT

WO#: **26010313**

15-Jan-26

Client: Civil and Environmental Consultants, Inc.

Project: Sammis MW-12S Sampling

Sample ID	Client Sample ID	Collection Date	Matrix	Test Name	Leachate Date	Prep Date	Analysis Date
26010313-001A	MW-12S	1/7/2026 11:45:00 AM	Non-Potable Water	Anions (SW9056)			1/9/2026 2:00:00 AM
26010313-001B				Mercury (EPA 7470A)		1/9/2026 9:30:00 AM	1/9/2026 1:53:00 PM
				Metals (EPA 6010D)		1/8/2026 12:10:23 PM	1/9/2026 11:56:00 AM
26010313-001C				Mercury (EPA 7470A)		1/9/2026 9:30:00 AM	1/9/2026 1:55:00 PM
				Metals (EPA 6010D)		1/13/2026 11:38:51 AM	1/14/2026 12:49:00 PM
				Metals (EPA 6010D)		1/8/2026 12:10:23 PM	1/12/2026 6:44:00 PM
				Metals (EPA 6010D)		1/8/2026 12:10:23 PM	1/9/2026 12:31:00 PM

Original

26010313

Civil & Environmental Consultants, Inc.

Chain of Custody Record:

Project Name: SAMMIS MW-12S SAMPLING

Project Number: 341-963.0116 | Project Location: TORONTO, OH

Project Manager: ROB EATON

Field Personnel: KTS

Contact Information: REATON@CECINC.COM

CEC Office: PITTSBURGH | Number of Coolers in Shipment: 1

Data Delivery:
___CD (EDD and Report) ___Paper Report
X Email (EDD and Report) ___Preliminary Results (ASAP)
Email Address: SEE ABOVE

Turn-around-time:
___Standard ___7 day X 72 hr ___48 hr ___24 hr

Page 1 of 1

Date	Time	Sample ID	Water	Soil	Sediment	Air	Wipe	Other	SEE ATTACHED PARAMETER LIST								Number of Sample Containers	Special Instructions/ Sample Conditions/ Comments
1/7/26	1145	MW-12S	X						X								5	

Relinquished By: [signature] Date: 1/7/26 Time: 1400 Received By: [signature] 1/8/26 Date: Time:

Relinquished By: Date: Time: Received By: Fedex 1015 Date: Time:

Custody Seals Intact? Yes___ No___ | Jars Intact? ___Yes ___No

Cooler Temperature Upon Receipt? °C | Ice Present? ___Yes ___No

General Comments/Remarks: Custody seal 1/7/26 * NOTE! RUSH TAT

DISSOLVED SAMPLES WERE FIELD FILTERED

CORPORATE OFFICE: Pittsburgh
700 Cherrington Parkway
Moon Township, PA 15108
(800) 365-2324
www.cecinc.com

Albany (888) 223-6439
Athens (877) 389-1852
Austin (855) 365-2324
Boston (866) 312-2024
Bridgeport (855) 488-9539
Charlotte (855) 859-9932

Chicago (877) 963-6026
Cincinnati (800) 759-5614
Cleveland (800) 365-2324
Columbus (855) 598-6808
Greenville (855) 574-4331

Houston (800) 365-2324
Indianapolis (877) 746-0749
Knoxville (865) 977-9997
Monroeville (800) 899-3610
Nashville (800) 763-2326

Philadelphia (888) 267-7891
Phoenix (877) 231-2324
Sevierville (865) 774-7771
St. Louis (866) 250-3679
Toledo (855) 274-2324

341-963 CEC Parameter List for Sammis
Antimony
Arsenic
Barium
Beryllium
Cadmium
Chromium
Cobalt
Fluoride
Lead
Lithium
Mercury
Molybdenum
Selenium
Thallium

*Total & Dissolved Metals

Alliance Technical Group - Akron
3310 Win St.
Cuyahoga Falls, Ohio 44223
TEL: (330) 253-8211 FAX: (330) 253-4489
Website: http://www.settek.com

Sample Log-In Check List

Client Name: **CIV-PA-15205** Work Order Number: **26010313** RcptNo: **1**

Logged by:	**Spencer M. Hartwell**	**1/8/2026 10:15:00 AM**	Spencer M. Hartwell
Completed By:	**Spencer M. Hartwell**	**1/8/2026 11:13:19 AM**	Spencer M. Hartwell
Reviewed By:	**Holly Florea**	**1/8/2026 11:45:43 AM**	Holly Florea

Chain of Custody

1. Is Chain of Custody complete? Yes ☑ No ☐ Not Present ☐
2. How was the sample delivered? Alliance

Log In

3. Coolers are present? Yes ☑ No ☐ NA ☐
4. Shipping container/cooler in good condition? Yes ☑ No ☐
   Custody seals intact on shipping container/cooler? Yes ☑ No ☐ Not Present ☐ NA ☐
   No. Seal Date: Signed By:
5. Was an attempt made to cool the samples? Yes ☑ No ☐ NA ☐
6. Were all samples received at a temperature of >0° C to 6.0°C Yes ☑ No ☐ NA ☐
7. Sample(s) in proper container(s)? Yes ☑ No ☐
8. Sufficient sample volume for indicated test(s)? Yes ☑ No ☐
9. Are samples (except VOA and ONG) properly preserved? Yes ☑ No ☐
10. Was preservative added to bottles? Yes ☐ No ☑ NA ☐
11. Is the headspace in the VOA vials less than 1/4 inch or 6 mm? Yes ☐ No ☐ No VOA Vials ☑
12. Were any sample containers received broken? Yes ☐ No ☑
13. Does paperwork match bottle labels? Yes ☑ No ☐
    (Note discrepancies on chain of custody)
14. Are matrices correctly identified on Chain of Custody? Yes ☑ No ☐
15. Is it clear what analyses were requested? Yes ☑ No ☐
16. Were all holding times able to be met? Yes ☑ No ☐
    (If no, notify customer for authorization.)

Special Handling (if applicable)

17. Was client notified of all discrepancies with this order? Yes ☐ No ☐ NA ☑

Person Notified: Date:
By Whom: Via: ☐ eMail ☐ Phone ☐ Fax ☐ In Person
Regarding:
Client Instructions:

18. Additional remarks:

Cooler Information

Cooler No	Temp ºC	Condition	Seal Intact	Seal No	Seal Date	Signed By
1	3.2	Good	Yes		1/7/2026	

APPENDIX B

MW-12S LOW-FLOW PURGE FIELD FORMS

LOW FLOW SAMPLING DATA SHEET

Site: Sammis		Total Depth (ft): 65.05	CEC Civil & Environmental Consultants, Inc.
Personnel: BDT		Well Diameter (in.): 2	
Project No.: 341-963	Date: 11/14/25	Date/Time of Pump Installation: NA ☒ permanent	Pump Type: Dedicated Bladder
Well #: MW-12S	Static Water Level (ft): 35.80	Pump Depth (ft): ~60'	Water Level after Pump Installation: — Time of Purge Initiation: 1020

TIME	FLOW RATE	TURBIDITY (NTU)	pH	ORP	Diss. Oxygen (ppm)	SP. COND. (µS/cm)	TEMP.	TDS (ppm)	WATER LEVEL	DRAW-DOWN (ft)	MAX ALLOW. DD (ft)
1021	200	39.13	6.34	113.7	5.86	814	13.3	529	35.80	0.00	
1026	200	55.54	5.49	123.1	3.03	802	12.1	521	35.80	0.00	
1031	200	80.13	5.50	126.0	1.87	800	12.8	520	35.80	0.00	
1036	200	53.23	5.51	124.8	1.47	805	11.6	523	35.80	0.00	
1041	200	41.10	5.52	123.5	1.28	801	10.8	520	35.80	0.00	
1046	200	27.99	5.53	120.9	1.11	800	11.5	520	35.80	0.00	
1051	200	23.12	5.54	119.3	1.06	804	11.7	523	35.80	0.00	
1056	200	18.62	5.55	118.1	0.97	802	11.5	522	35.80	0.00	
1101	200	15.17	5.55	117.0	0.88	804	11.5	523	35.80	0.00	
1106	200	12.62	5.55	115.8	0.82	802	11.9	521	~~Z~~ 35.80	0.00	
1111	200	9.74	5.55	114.8	0.77	803	12.1	522	35.80	0.00	
1116	200	9.01	5.55	114.0	0.74	803	11.9	522	35.80	0.00	

Other Field Measurements:

Comments:

MP10 setup:

PSI: 30

Refill: 10.0 sec

Discharge: 3.0 sec

Deviations from SAP: –

FIELD MEASUREMENTS AT TIME OF SAMPLE

Date: 11/14/25	Time: 1121	Water Level: 35.80	pH: 5.55	TDS (ppm): 522	Spec. Cond. (µS/cm): 804
ORP: 113.3	Diss. Oxygen (ppm): 0.71	Turbidity (NTU): 8.63	Odor: None		Volume Removed: ~3 gal

LOW FLOW SAMPLING DATA SHEET

Site: Summis		Total Depth (ft): 65.05	CEC Civil & Environmental Consultants, Inc.
Personnel: BDT		Well Diameter (in.): 2	
Project No.:	Date: 12/4/25	Date/Time of Pump Installation: ☒ permanent	Pump Type: Bladder Pump
Well #: MW-17S	Static Water Level (ft): —	Pump Depth (ft): ~60'	Water Level after Pump Installation: — / Time of Purge Initiation: 0942

TIME	FLOW RATE	TURBIDITY (NTU)	pH	ORP	Diss. Oxygen (ppm)	SP. COND. (µS/cm)	TEMP.	TDS (ppm)	WATER LEVEL	DRAW-DOWN (ft)	MAX ALLOW. DD (ft)
0953	200	3.34	6.25	123.3	9.80	663	11.6	438	—		
0958	200	13.42	5.35	154.5	2.66	704	12.0	458	—		
1003	200	16.11	5.35	157.1	1.93	698	11.7	454	—		
1008	200	23.68	5.38	155.0	1.19	699	11.8	455	—		
1013	200	16.94	5.40	153.0	1.04	702	11.6	457	—		
1018	200	14.28	5.42	151.1	1.04	704	10.4	457	—		
1023	200	10.83	5.44	149.5	1.05	709	8.2	461	—		
1028	200	9.27	5.47	148.1	1.09	707	5.9	459	—		
1033	200	9.02	5.46	147.4	1.10	700	5.5	455	—		

Other Field Measurements:

Comments:

psi: 30 psi
refill: 10sec
discharge: 3sec

Deviations from SAP:

unable to measure water level due to well construction

FIELD MEASUREMENTS AT TIME OF SAMPLE

Date: ~~10~~ 12/4/25	Time: 1038	Water Level: —	pH 5.46	TDS (ppm): 454	Spec. Cond. (µS/cm): 699
ORP: 147.3	Diss. Oxygen (ppm): 1.17	Turbidity (NTU): 8.15	Odor: None		Volume Removed: ~2 gal

LOW FLOW SAMPLING DATA SHEET

Site: SAMMIS	Total Depth (ft): 65.05	CEC Civil & Environmental Consultants, Inc.	
Personnel: KTS	Well Diameter (in.): 2		
Project No.: 341-963	Date: 12/18/25	Date/Time of Pump Installation: ☒ permanent	Pump Type: BLADDER PUMP
Well #: MW-12S	Static Water Level (ft): –	Pump Depth (ft): ~60'	Water Level after Pump Installation: –
Time of Purge Initiation: 1145			

TIME	FLOW RATE	TURBIDITY (NTU)	pH	ORP	Diss. Oxygen (ppm)	SP. COND. (µS/cm)	TEMP.	TDS (ppm)	WATER LEVEL	DRAW-DOWN (ft)	MAX ALLOW. DD (ft)
1155	200	6.74	5.73	59.7	7.36	818	8.21	532	–		
1200	200	11.16	5.44	69.9	2.14	779	7.44	514	–		
1205	200	7.10	5.40	75.2	1.77	794	7.11	510	–		
1210	200	4.39	5.38	80.1	1.48	806	7.06	522	–		
1215	200	3.19	5.37	85.2	1.30	809	7.74	525	–		
1220	200	2.87	5.39	87.1	1.24	815	7.51	528	–		
1225	200	2.29	5.38	85.3	1.19	804	7.76	530	–		
1230	200	2.40	5.38	87.0	1.16	810	7.81	527	–		
1235	200	2.26	5.39	86.1	1.15	813	7.72	528	–		

Other Field Measurements:

Comments:

REFILL: 9 sec
DISCHARGE: 3 sec
PSI: 40

Deviations from SAP:

UNABLE TO MEASURE WATER LEVEL DUE TO WELL CONSTRUCTION

FIELD MEASUREMENTS AT TIME OF SAMPLE

Date: 12/18/25	Time: 1240	Water Level: –	pH: 5.40	TDS (ppm): 531	Spec. Cond. (µS/cm): 812
ORP: 85.9	Diss. Oxygen (ppm): 1.12	Turbidity (NTU): 2.30	Odor: NONE		Volume Removed: ~2 GALLONS

LOW FLOW SAMPLING DATA SHEET

Site: SAMMIS	Total Depth (ft): 65.05	CEC Civil & Environmental Consultants, Inc.	
Personnel: KTS	Well Diameter (in.): 2		
Project No.: 341-963	Date: 1/7/26	Date/Time of Pump Installation: ☒ Permanent	Pump Type: BLADDER PUMP
Well #: MW-125	Static Water Level (ft): -	Pump Depth (ft): ~60'	Water Level after Pump Installation: - / Time of Purge Initiation: 1101

TIME	FLOW RATE	TURBIDITY (NTU)	pH	ORP	Diss. Oxygen (ppm)	SP. COND. (µS/cm)	TEMP.	TDS (ppm)	WATER LEVEL	DRAW-DOWN (ft)	MAX ALLOW. DD (ft)
1110	200	2.14	5.52	266.7	6.21	791	11.2	513	-		
1115	200	1.86	5.42	208.1	3.14	788	11.6	511	-		
1120	200	1.49	5.40	173.2	1.88	790	11.5	514	-		
1125	200	2.01	5.41	157.1	1.36	790	11.1	514	-		
1130	200	1.21	5.41	154.2	1.30	790	11.3	512	-		
1135	200	1.17	5.40	153.3	1.27	789	11.4	513	-		
1140	200	1.14	5.39	152.1	1.29	789	11.2	513	-		

Other Field Measurements:

Comments:

REFILL : 9 sec
DISCHARGE: 3 sec
PSI : 40

Deviations from SAP:

UNABLE TO MEASURE WATER LEVEL DUE TO WELL CONSTRUCTION

FIELD MEASUREMENTS AT TIME OF SAMPLE

Date: 1/7/26	Time: 1145	Water Level: -	pH: 5.39	TDS (ppm): 513	Spec. Cond. (µS/cm): 789
ORP: 151.7	Diss. Oxygen (ppm): 1.22	Turbidity (NTU): 1.10	Odor: NONE		Volume Removed: ~ 1.5 GALLONS

APPENDIX C

SANITAS BACKGROUND UPPER TOLERANCE LIMIT OUTPUT FILES

Tolerance Limit

Interwell Non-parametric

Non-parametric test used in lieu of parametric tolerance limit because censored data exceeded 50%. Limit is highest of 56 background values. 96.43% NDs. 91.99% coverage at alpha=0.01; 94.73% coverage at alpha=0.05; 98.63% coverage at alpha=0.5. Report alpha = 0.05656. Distribution was found to be non-normal after removal of suspect values, so outliers could not be identified.

Constituent: Antimony Analysis Run 1/23/2026 2:40 PM

Sammis Plant Client: ETEM Remediation One Data: Sammis Sanitas to December 2024

Tolerance Limit

Interwell Non-parametric

Non-parametric test used in lieu of parametric tolerance limit because the Shapiro Francia normality test showed the data to be non-normal at the 0.05 alpha level. Limit is highest of 53 background values. 30.19% NDs. 91.6% coverage at alpha=0.01; 94.34% coverage at alpha=0.05; 98.63% coverage at alpha=0.5. Report alpha = 0.06597. Distribution was found to be non-normal after removal of suspect values, so outliers could not be identified.

Constituent: Arsenic Analysis Run 1/23/2026 2:40 PM

Sammis Plant Client: ETEM Remediation One Data: Sammis Sanitas to December 2024

Tolerance Limit

Interwell Non-parametric

Non-parametric test used in lieu of parametric tolerance limit because the Shapiro Francia normality test showed the data to be non-normal at the 0.05 alpha level. Limit is highest of 56 background values. 7.143% NDs. 91.99% coverage at alpha=0.01; 94.73% coverage at alpha=0.05; 98.63% coverage at alpha=0.5. Report alpha = 0.05656. Distribution was found to be non-normal after removal of suspect values, so outliers could not be identified.

Constituent: Barium Analysis Run 1/23/2026 2:40 PM

Sammis Plant Client: ETEM Remediation One Data: Sammis Sanitas to December 2024

Tolerance Limit

Interwell Non-parametric

Non-parametric test used in lieu of parametric tolerance limit because censored data exceeded 50%. Limit is highest of 56 background values. 87.5% NDs. 91.99% coverage at alpha=0.01; 94.73% coverage at alpha=0.05; 98.63% coverage at alpha=0.5. Report alpha = 0.05656. Distribution was found to be non-normal after removal of suspect values, so outliers could not be identified.

Constituent: Beryllium Analysis Run 1/23/2026 2:40 PM

Sammis Plant Client: ETEM Remediation One Data: Sammis Sanitas to December 2024

Tolerance Limit

Interwell Non-parametric



Non-parametric test used in lieu of parametric tolerance limit because censored data exceeded 50%. Limit is highest of 56 background values. 85.71% NDs. 91.99% coverage at alpha=0.01; 94.73% coverage at alpha=0.05; 98.63% coverage at alpha=0.5. Report alpha = 0.05656. Distribution was found to be non-normal after removal of suspect values, so outliers could not be identified.

Constituent: Cadmium Analysis Run 1/23/2026 2:40 PM

Sammis Plant Client: ETEM Remediation One Data: Sammis Sanitas to December 2024

Tolerance Limit

Interwell Non-parametric



Non-parametric test used in lieu of parametric tolerance limit because censored data exceeded 50%. Limit is highest of 56 background values. 76.79% NDs. 91.99% coverage at alpha=0.01; 94.73% coverage at alpha=0.05; 98.63% coverage at alpha=0.5. Report alpha = 0.05656. Distribution was found to be non-normal after removal of suspect values, so outliers could not be identified.

Constituent: Chromium Analysis Run 1/23/2026 2:40 PM

Sammis Plant Client: ETEM Remediation One Data: Sammis Sanitas to December 2024

Tolerance Limit

Interwell Non-parametric

Non-parametric test used in lieu of parametric tolerance limit because censored data exceeded 50%. Limit is highest of 56 background values. 60.71% NDs. 91.99% coverage at alpha=0.01; 94.73% coverage at alpha=0.05; 98.63% coverage at alpha=0.5. Report alpha = 0.05656. Distribution was found to be non-normal after removal of suspect values, so outliers could not be identified.

Constituent: Cobalt Analysis Run 1/23/2026 2:40 PM

Sammis Plant Client: ETEM Remediation One Data: Sammis Sanitas to December 2024

Tolerance Limit

Interwell Parametric

95% coverage. Background Data Summary: Mean=0.3294, Std. Dev.=0.1015, n=56, 1.786% NDs. Normality test: Shapiro Francia @alpha = 0.05, calculated = 0.9593, critical = 0.959. Report alpha = 0.05. EPA 1989 outlier screening was performed on the background data. Four background outliers were removed: 0.48 (10/1/2020); 0.71 (10/27/2022); 0.13 (4/18/2023); 2.68 (4/17/2025).

Constituent: Fluoride Analysis Run 1/23/2026 2:40 PM

Sammis Plant Client: ETEM Remediation One Data: Sammis Sanitas to December 2024

Tolerance Limit

Interwell Non-parametric

Non-parametric test used in lieu of parametric tolerance limit because censored data exceeded 50%. Limit is highest of 56 background values. 92.86% NDs. 91.99% coverage at alpha=0.01; 94.73% coverage at alpha=0.05; 98.63% coverage at alpha=0.5. Report alpha = 0.05656. Distribution was found to be non-normal after removal of suspect values, so outliers could not be identified.

Constituent: Lead Analysis Run 1/23/2026 2:40 PM

Sammis Plant Client: ETEM Remediation One Data: Sammis Sanitas to December 2024

Tolerance Limit

Interwell Non-parametric



Non-parametric test used in lieu of parametric tolerance limit because censored data exceeded 50%. Limit is highest of 56 background values. 73.21% NDs. 91.99% coverage at alpha=0.01; 94.73% coverage at alpha=0.05; 98.63% coverage at alpha=0.5. Report alpha = 0.05656. Distribution was found to be non-normal after removal of suspect values, so outliers could not be identified.

Constituent: Lithium Analysis Run 1/23/2026 2:40 PM

Sammis Plant Client: ETEM Remediation One Data: Sammis Sanitas to December 2024

Tolerance Limit

Interwell Non-parametric



Non-parametric test used in lieu of parametric tolerance limit because censored data exceeded 50%. Limit is highest of 56 background values. 91.07% NDs. 91.99% coverage at alpha=0.01; 94.73% coverage at alpha=0.05; 98.63% coverage at alpha=0.5. Report alpha = 0.05656. Distribution was found to be non-normal after removal of suspect values, so outliers could not be identified.

Constituent: Mercury Analysis Run 1/23/2026 2:40 PM

Sammis Plant Client: ETEM Remediation One Data: Sammis Sanitas to December 2024

Tolerance Limit

Interwell Non-parametric

Non-parametric test used in lieu of parametric tolerance limit because the Shapiro Francia normality test showed the data to be non-normal at the 0.05 alpha level. Limit is highest of 57 background values. 22.81% NDs. 92.38% coverage at alpha=0.01; 94.73% coverage at alpha=0.05; 98.63% coverage at alpha=0.5. Report alpha = 0.05373. Distribution was found to be non-normal after removal of suspect values, so outliers could not be identified.

Constituent: Molybdenum Analysis Run 1/23/2026 2:40 PM

Sammis Plant Client: ETEM Remediation One Data: Sammis Sanitas to December 2024

Tolerance Limit

Interwell Non-parametric



Non-parametric test used in lieu of parametric tolerance limit because censored data exceeded 50%. Limit is highest of 37 background values. 67.57% NDs. 88.48% coverage at alpha=0.01; 92.38% coverage at alpha=0.05; 98.24% coverage at alpha=0.5. Report alpha = 0.1499. EPA 1989 outlier screening was performed on the background data. One background outlier was removed: 0.532 (4/18/2023).

Constituent: Radium Combined Analysis Run 1/23/2026 2:40 PM

Sammis Plant Client: ETEM Remediation One Data: Sammis Sanitas to December 2024

Tolerance Limit

Interwell Non-parametric



Non-parametric test used in lieu of parametric tolerance limit because censored data exceeded 50%. Limit is highest of 56 background values. 82.14% NDs. 91.99% coverage at alpha=0.01; 94.73% coverage at alpha=0.05; 98.63% coverage at alpha=0.5. Report alpha = 0.05656. Distribution was found to be non-normal after removal of suspect values, so outliers could not be identified.

Constituent: Selenium Analysis Run 1/23/2026 2:40 PM

Sammis Plant Client: ETEM Remediation One Data: Sammis Sanitas to December 2024

Tolerance Limit

Interwell Non-parametric

Non-parametric test used in lieu of parametric tolerance limit because censored data exceeded 50%. Limit is highest of 56 background values. 94.64% NDs. 91.99% coverage at alpha=0.01; 94.73% coverage at alpha=0.05; 98.63% coverage at alpha=0.5. Report alpha = 0.05656. Distribution was found to be non-normal after removal of suspect values, so outliers could not be identified.

Constituent: Thallium Analysis Run 1/23/2026 2:40 PM

Sammis Plant Client: ETEM Remediation One Data: Sammis Sanitas to December 2024

Tolerance Limit

Sammis Plant Client: ETEM Remediation One Data: Sammis Sanitas to December 2024 Printed 1/23/2026, 2:41 PM

Constituent	Well	Upper Lim.	Date	Observ.	Sig.	Bg N	%NDs	Transform	Alpha	Method
Antimony (mg/l)	n/a	0.01	n/a	n/a	n/a	56	96.43	n/a	0.05656	NP Inter(NDs)
Arsenic (mg/l)	n/a	0.024	n/a	n/a	n/a	53	30.19	n/a	0.06597	NP Inter(normal...
Barium (mg/l)	n/a	0.0982	n/a	n/a	n/a	56	7.143	n/a	0.05656	NP Inter(normal...
Beryllium (mg/l)	n/a	0.001	n/a	n/a	n/a	56	87.5	n/a	0.05656	NP Inter(NDs)
Cadmium (mg/l)	n/a	0.0058	n/a	n/a	n/a	56	85.71	n/a	0.05656	NP Inter(NDs)
Chromium (mg/l)	n/a	0.0094	n/a	n/a	n/a	56	76.79	n/a	0.05656	NP Inter(NDs)
Cobalt (mg/l)	n/a	0.0285	n/a	n/a	n/a	56	60.71	n/a	0.05656	NP Inter(NDs)
Fluoride (mg/l)	n/a	0.5356	n/a	n/a	n/a	56	1.786	No	0.05	Inter
Lead (mg/l)	n/a	0.005	n/a	n/a	n/a	56	92.86	n/a	0.05656	NP Inter(NDs)
Lithium (mg/l)	n/a	0.025	n/a	n/a	n/a	56	73.21	n/a	0.05656	NP Inter(NDs)
Mercury (mg/l)	n/a	0.000375	n/a	n/a	n/a	56	91.07	n/a	0.05656	NP Inter(NDs)
Molybdenum (mg/l)	n/a	0.01	n/a	n/a	n/a	57	22.81	n/a	0.05373	NP Inter(normal...
Radium Combined (pci/l)	n/a	4.6	n/a	n/a	n/a	37	67.57	n/a	0.1499	NP Inter(NDs)
Selenium (mg/l)	n/a	0.0111	n/a	n/a	n/a	56	82.14	n/a	0.05656	NP Inter(NDs)
Thallium (mg/l)	n/a	0.01	n/a	n/a	n/a	56	94.64	n/a	0.05656	NP Inter(NDs)

UTLs

APPENDIX D

SANITAS SSL DETERMINATION OUTPUT FILES

Non-Parametric Confidence Interval

Compliance Limit is not exceeded. Per-well alpha = 0.01.

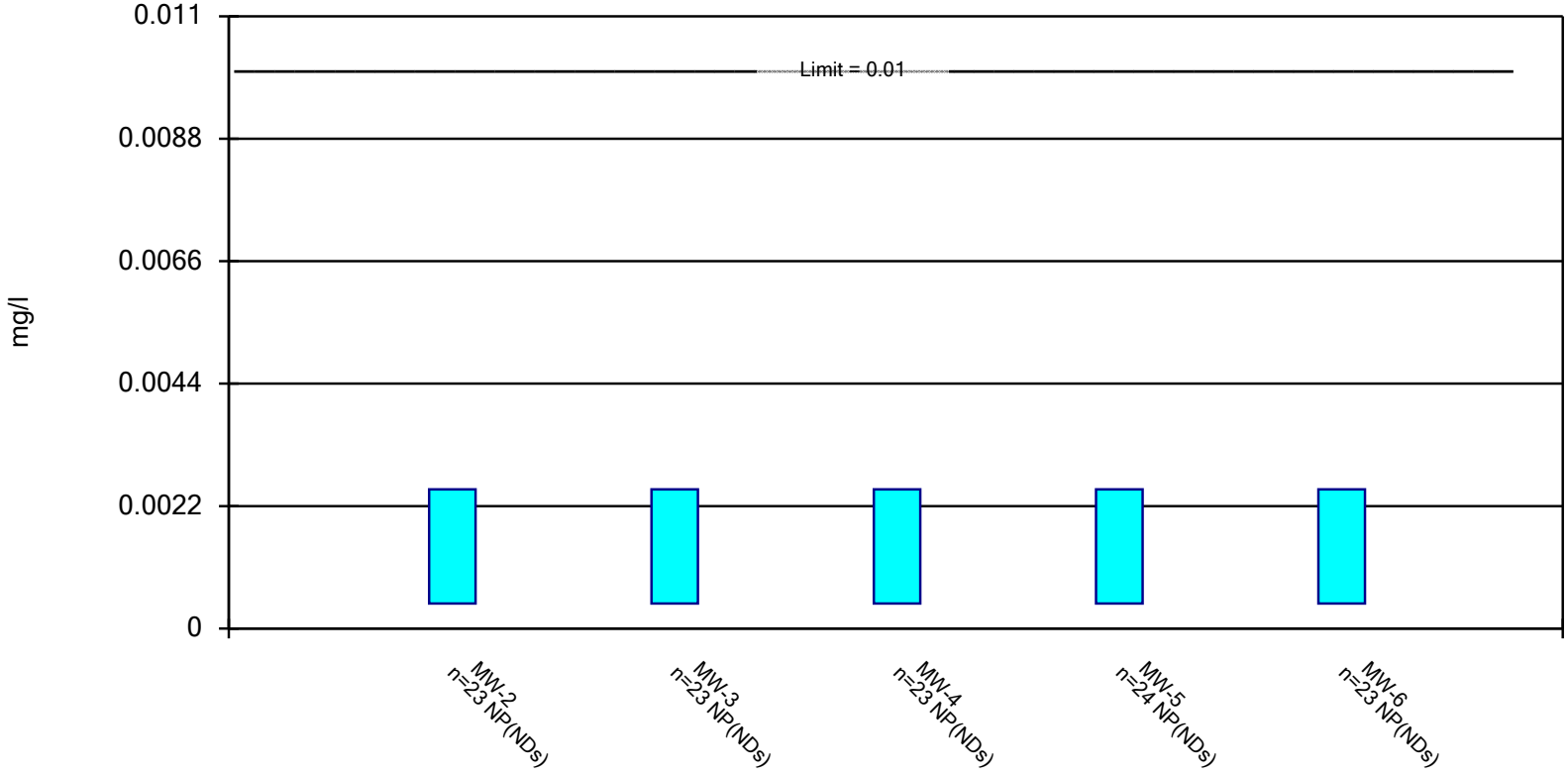

Constituent: Antimony Analysis Run 1/25/2026 2:42 PM

Sammis Plant Client: ETEM Remediation One Data: Sammis Sanitas to December 2024

Parametric and Non-Parametric (NP) Confidence Interval

Compliance Limit is not exceeded. Per-well alpha = 0.01. Normality Test: Shapiro Wilk, alpha based on n.

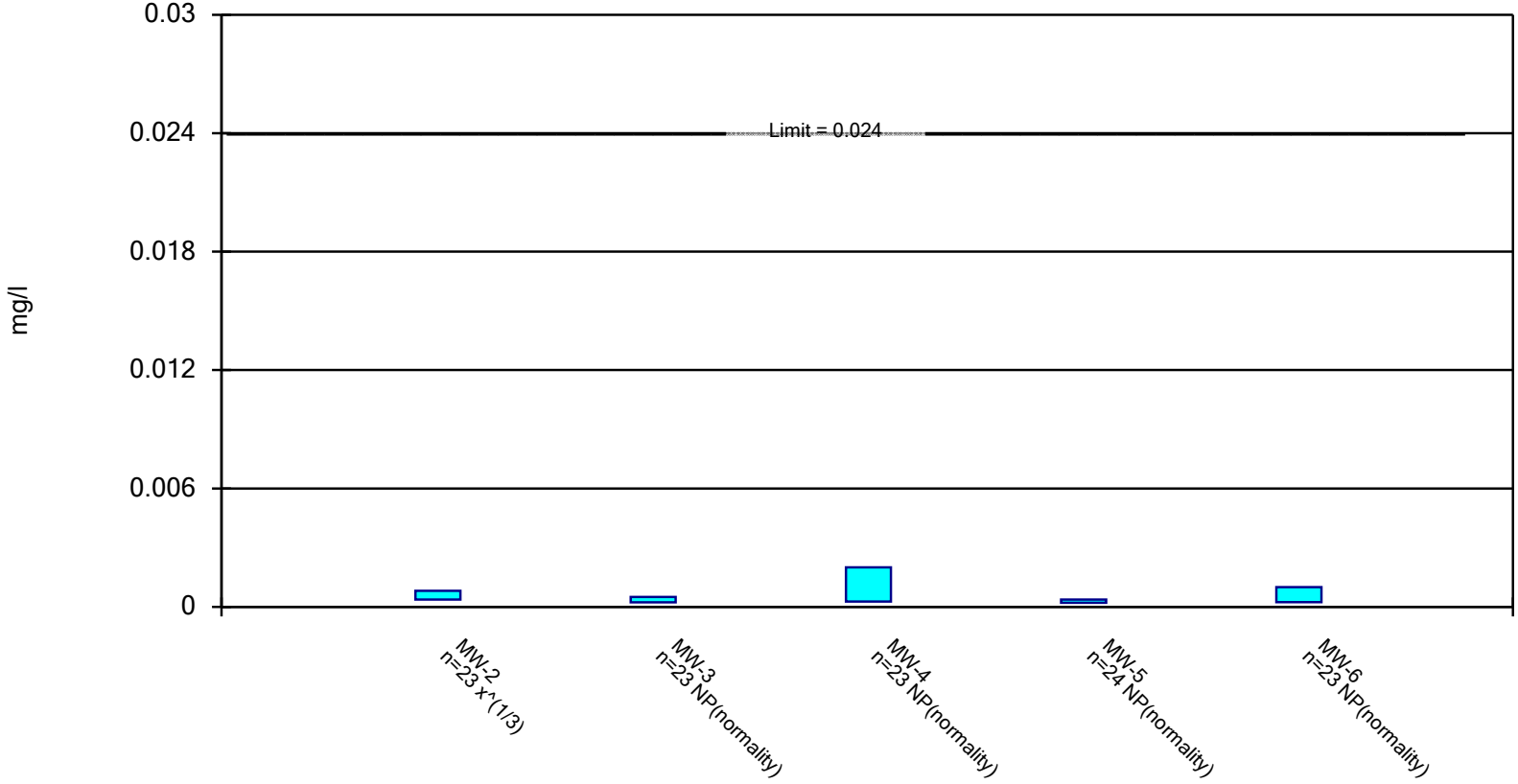

Constituent: Arsenic Analysis Run 1/25/2026 2:42 PM

Sammis Plant Client: ETEM Remediation One Data: Sammis Sanitas to December 2024

Parametric and Non-Parametric (NP) Confidence Interval

Compliance Limit is not exceeded. Per-well alpha = 0.01. Normality Test: Shapiro Wilk, alpha based on n.

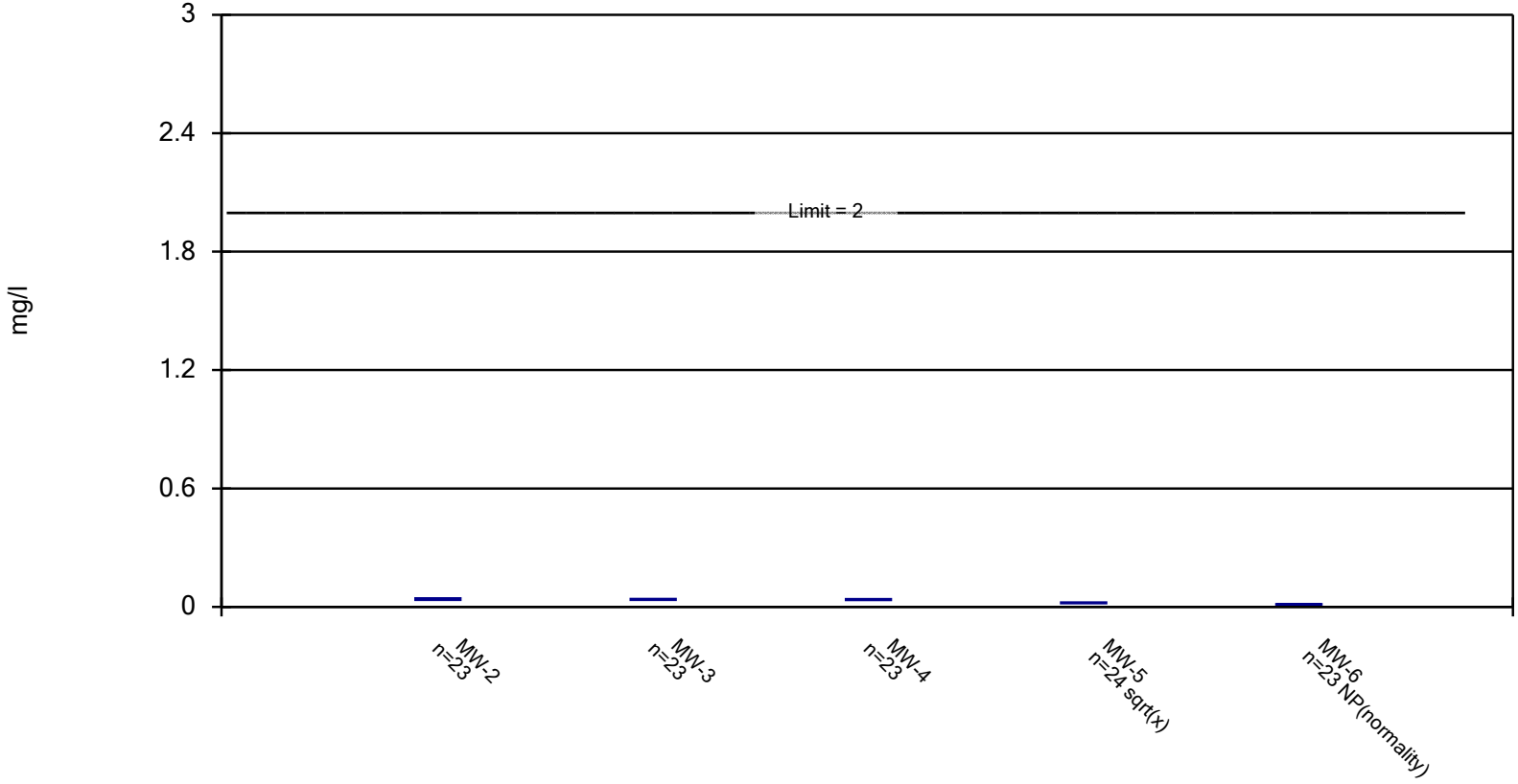

Constituent: Barium Analysis Run 1/25/2026 2:42 PM

Sammis Plant Client: ETEM Remediation One Data: Sammis Sanitas to December 2024

Non-Parametric Confidence Interval

Compliance Limit is not exceeded. Per-well alpha = 0.01.

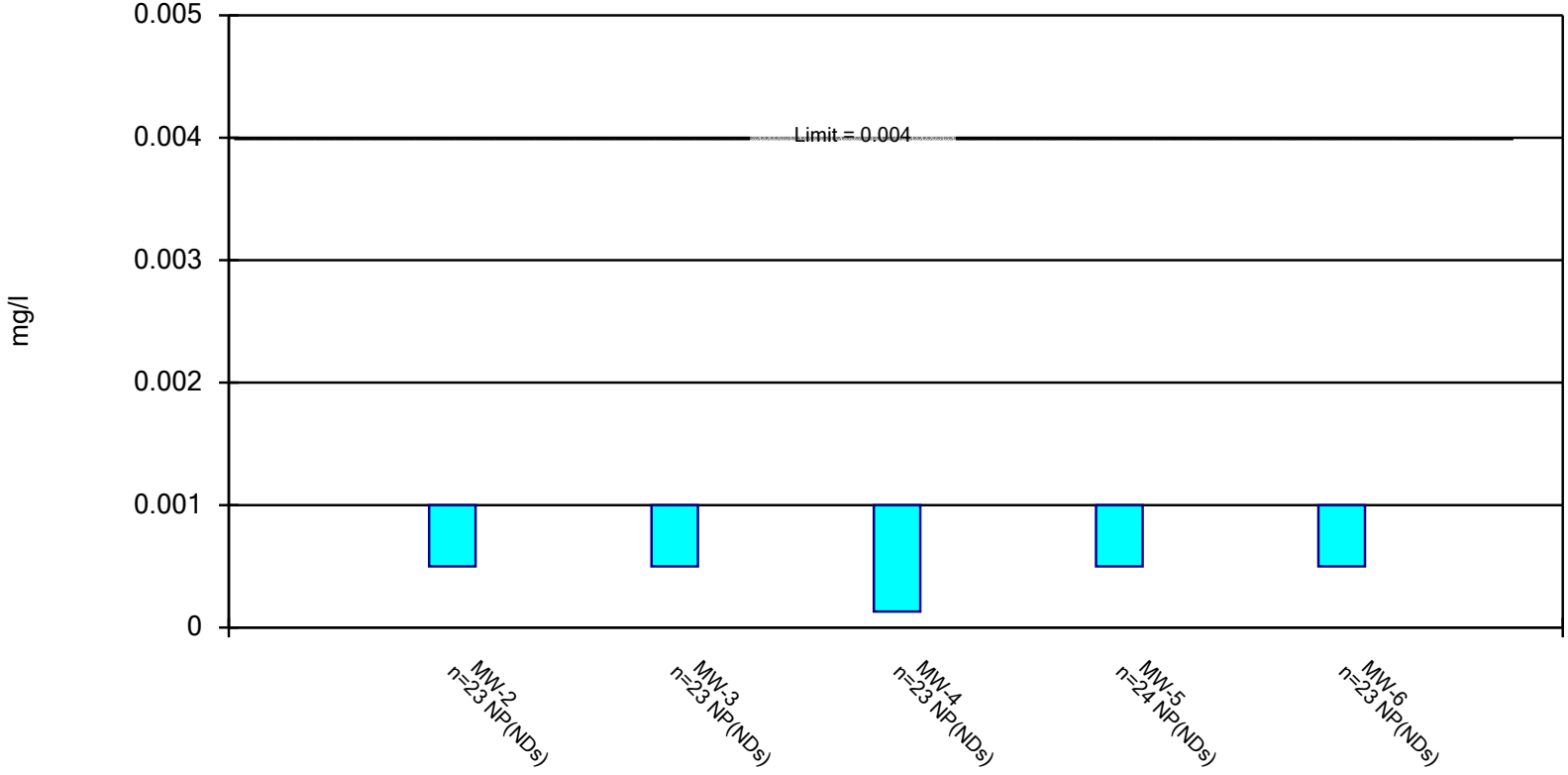

Constituent: Beryllium Analysis Run 1/25/2026 2:42 PM

Sammis Plant Client: ETEM Remediation One Data: Sammis Sanitas to December 2024

Parametric and Non-Parametric (NP) Confidence Interval

Compliance Limit is not exceeded. Per-well alpha = 0.01. Normality Test: Shapiro Wilk, alpha based on n.

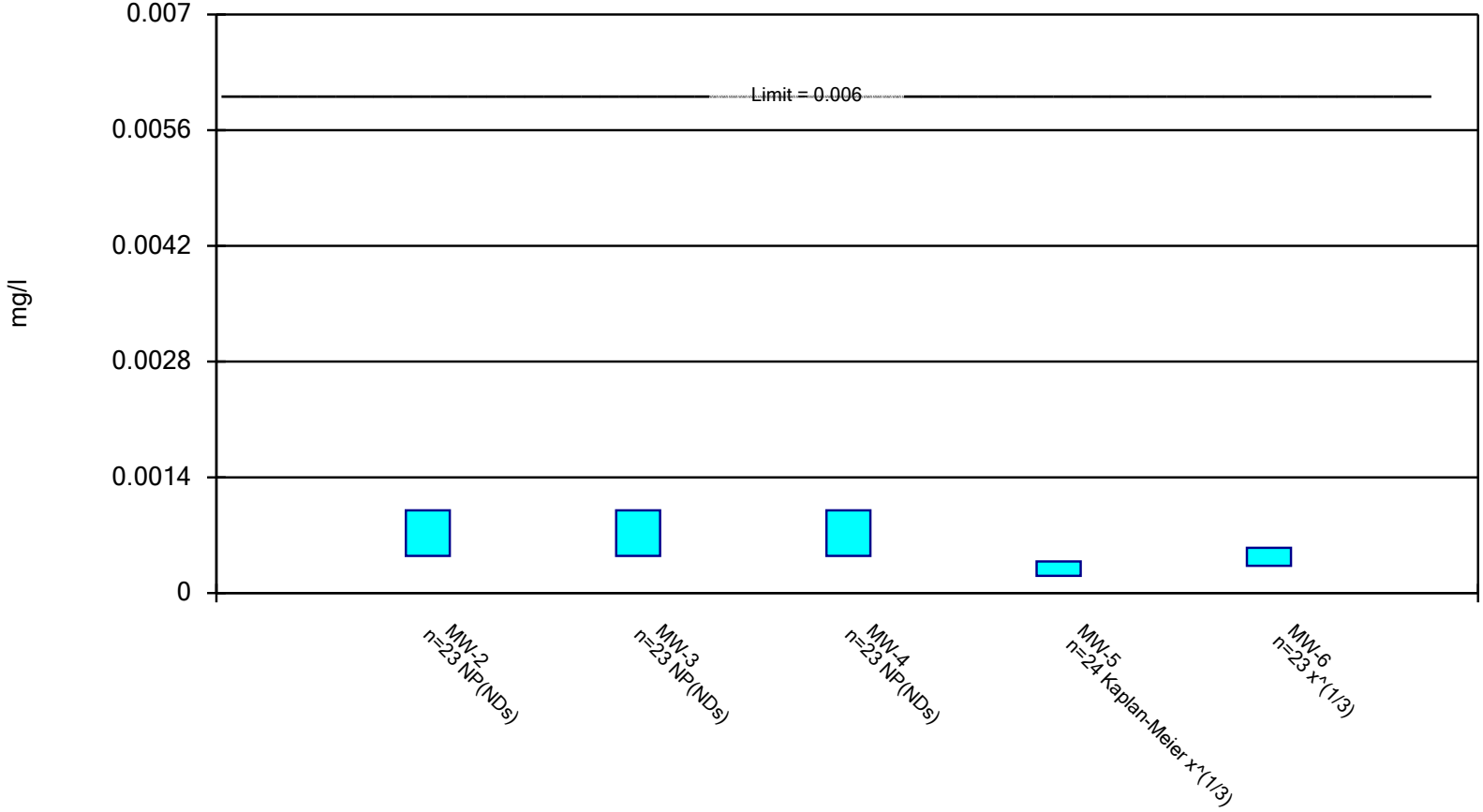

Constituent: Cadmium Analysis Run 1/25/2026 2:42 PM

Sammis Plant Client: ETEM Remediation One Data: Sammis Sanitas to December 2024

Non-Parametric Confidence Interval

Compliance Limit is not exceeded. Per-well alpha = 0.01.

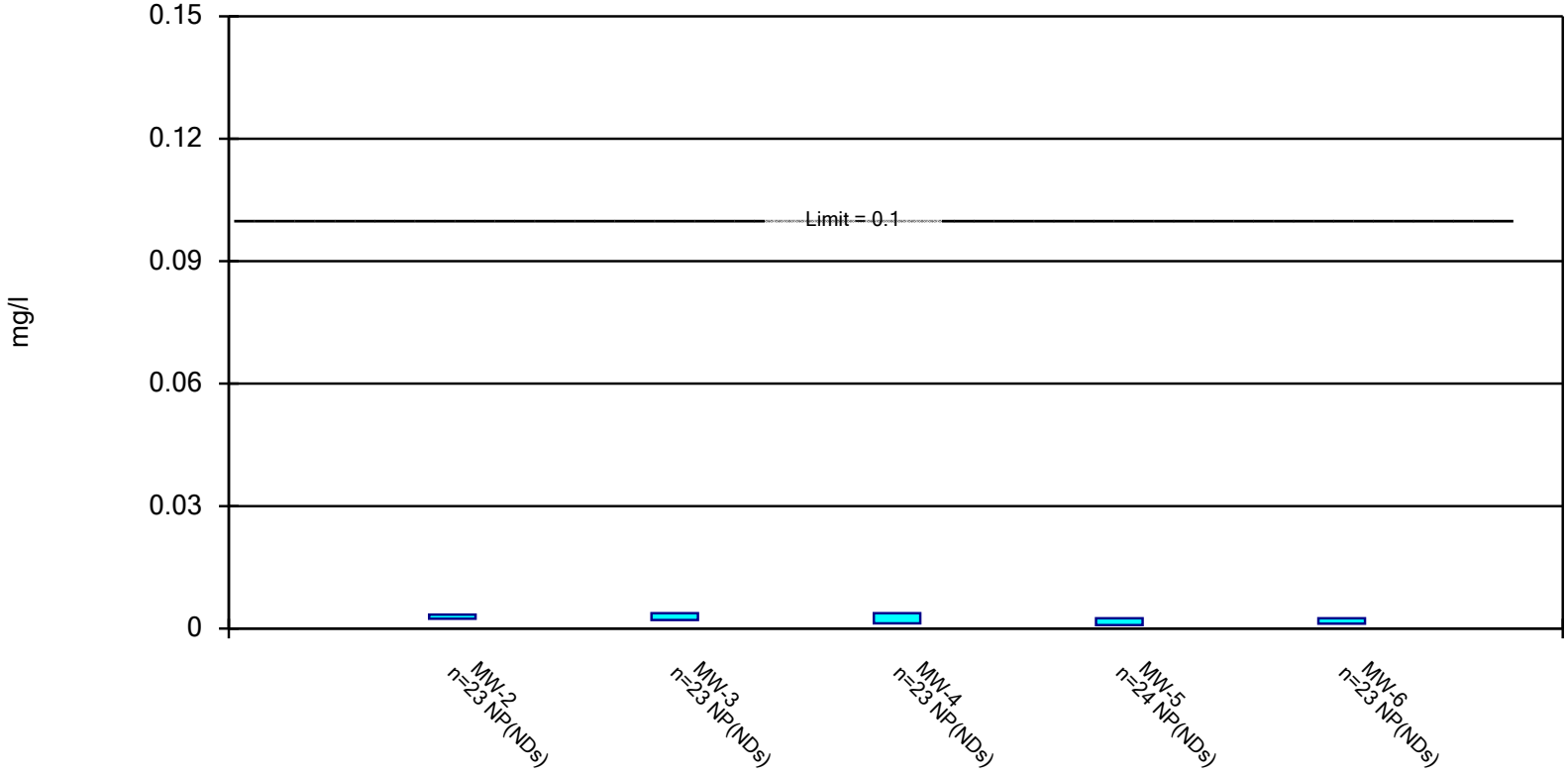

Constituent: Chromium Analysis Run 1/25/2026 2:42 PM

Sammis Plant Client: ETEM Remediation One Data: Sammis Sanitas to December 2024

Parametric and Non-Parametric (NP) Confidence Interval

Compliance Limit is not exceeded. Per-well alpha = 0.01. Normality Test: Shapiro Wilk, alpha based on n.

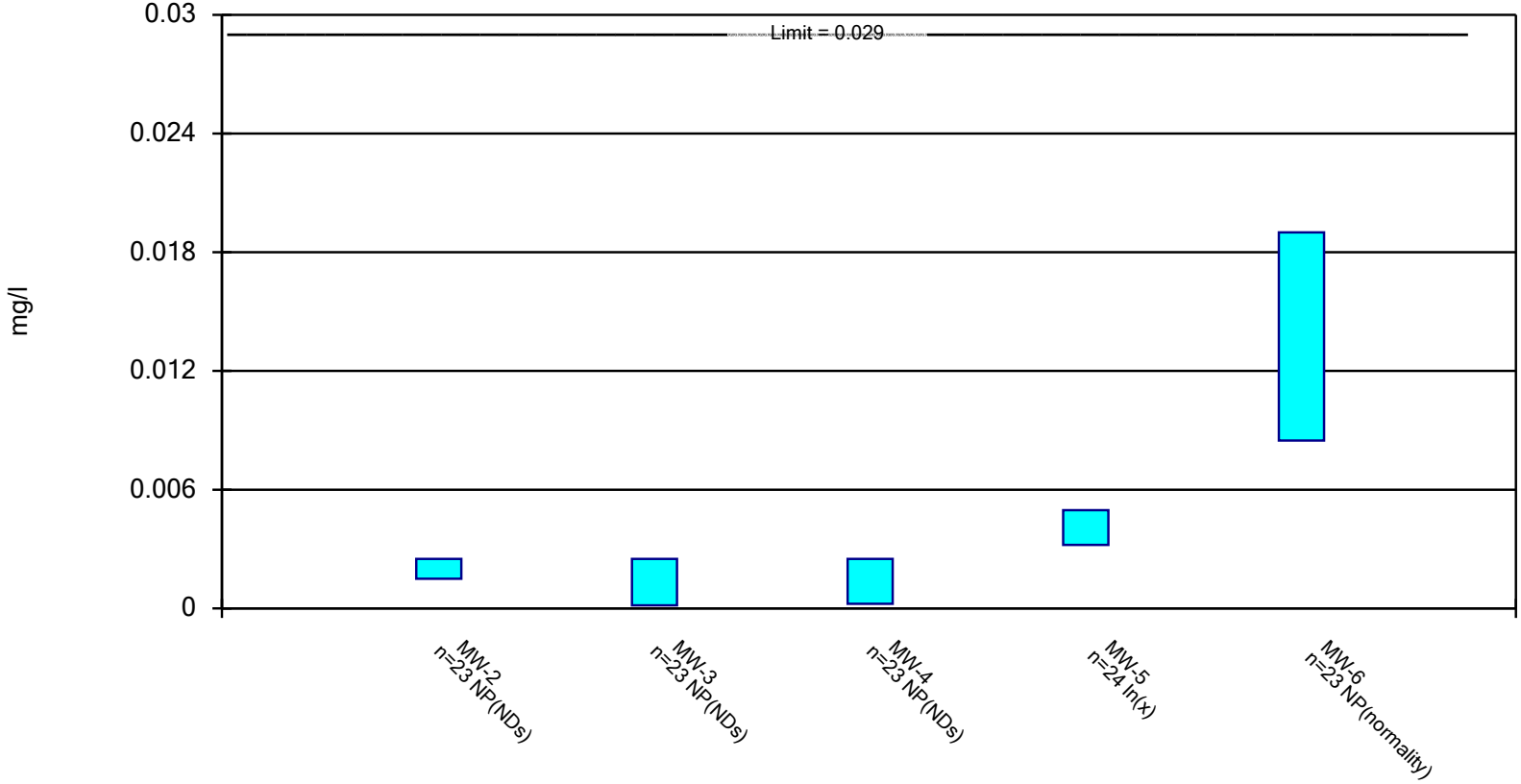

Constituent: Cobalt Analysis Run 1/25/2026 2:42 PM

Sammis Plant Client: ETEM Remediation One Data: Sammis Sanitas to December 2024

Non-Parametric Confidence Interval

Compliance Limit is not exceeded. Per-well alpha = 0.01.

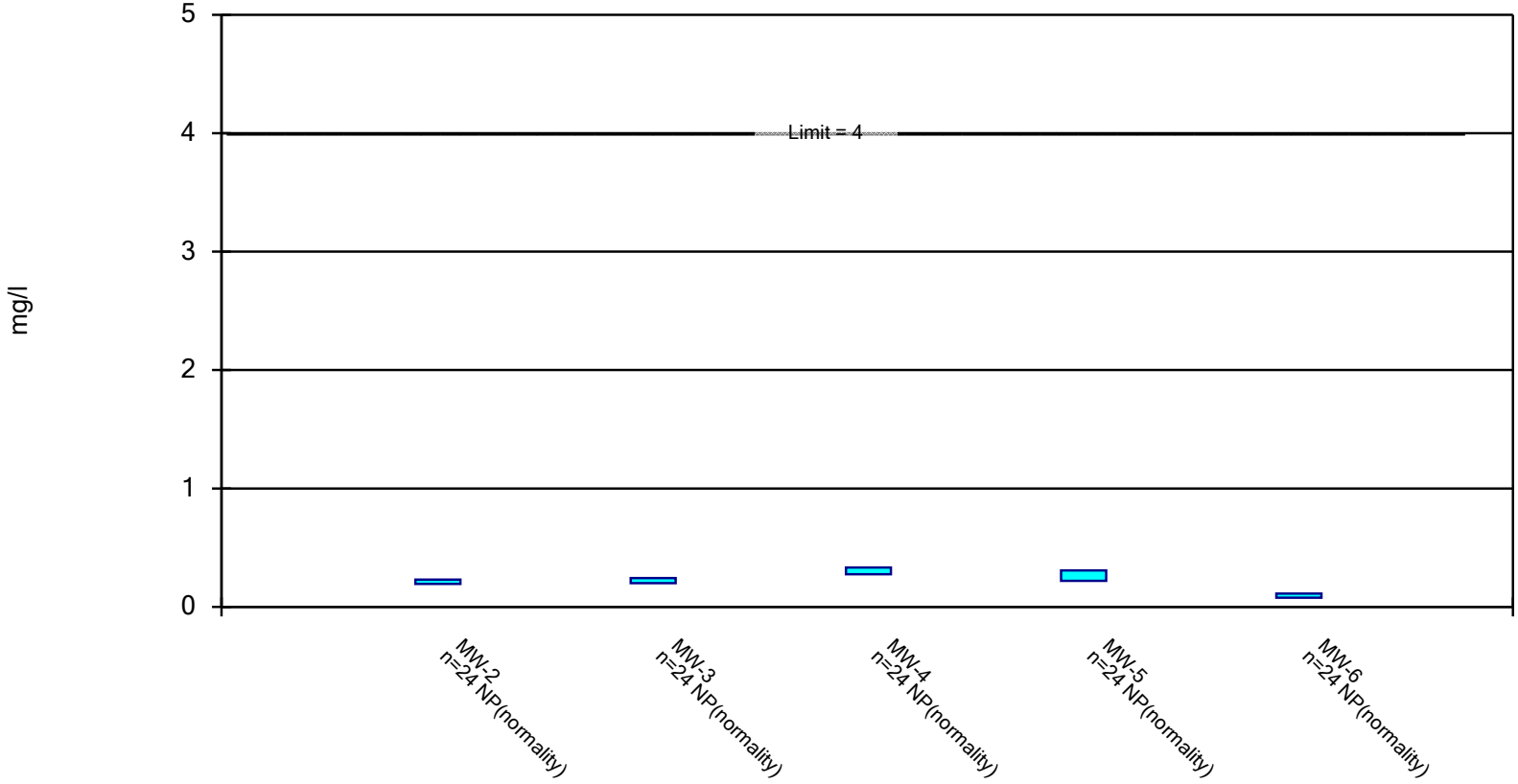

Constituent: Fluoride Analysis Run 1/25/2026 2:42 PM

Sammis Plant Client: ETEM Remediation One Data: Sammis Sanitas to December 2024

Non-Parametric Confidence Interval

Compliance Limit is not exceeded. Per-well alpha = 0.01.

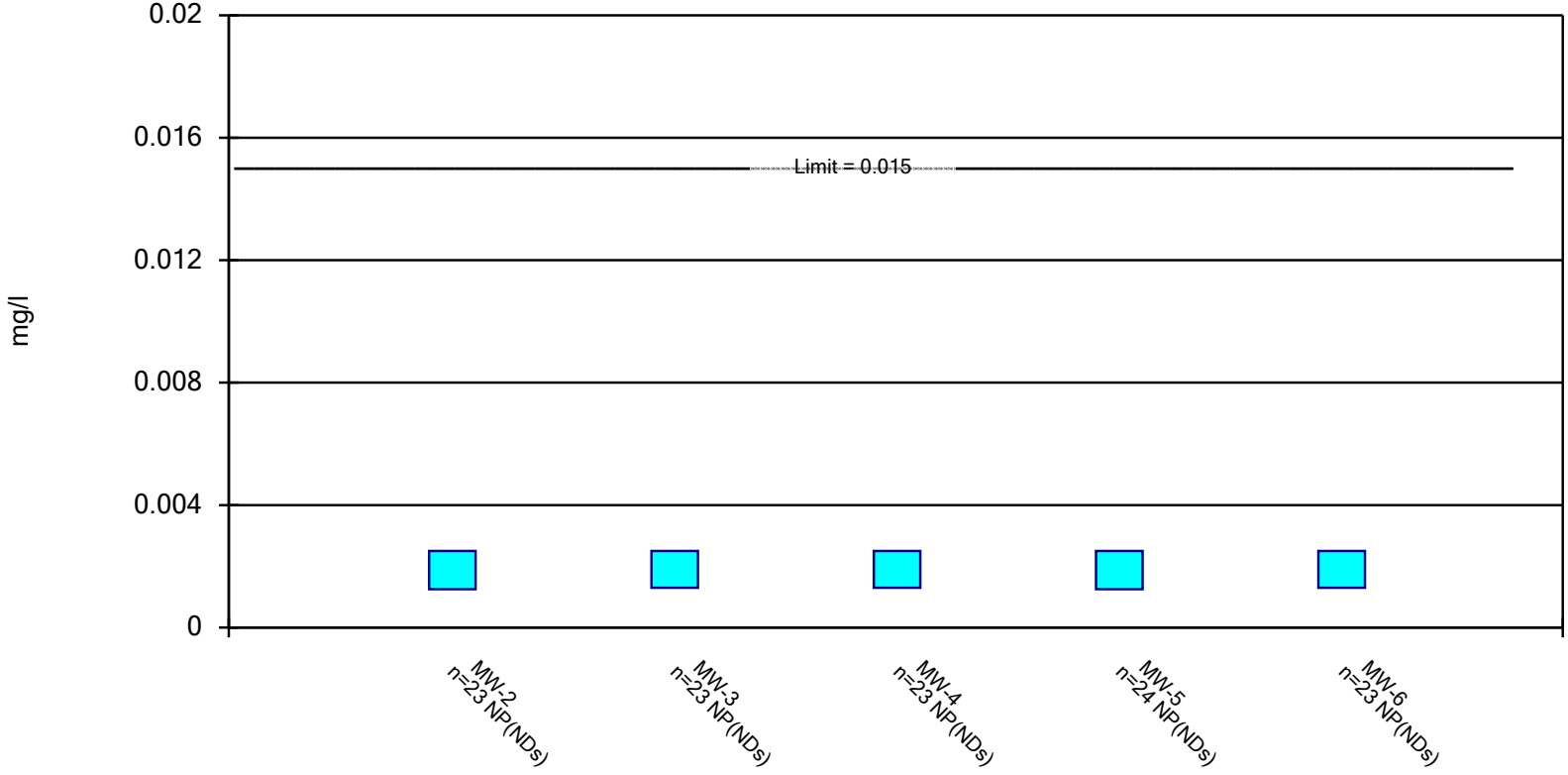

Constituent: Lead Analysis Run 1/25/2026 2:42 PM

Sammis Plant Client: ETEM Remediation One Data: Sammis Sanitas to December 2024

Non-Parametric Confidence Interval

Compliance Limit is not exceeded. Per-well alpha = 0.01.

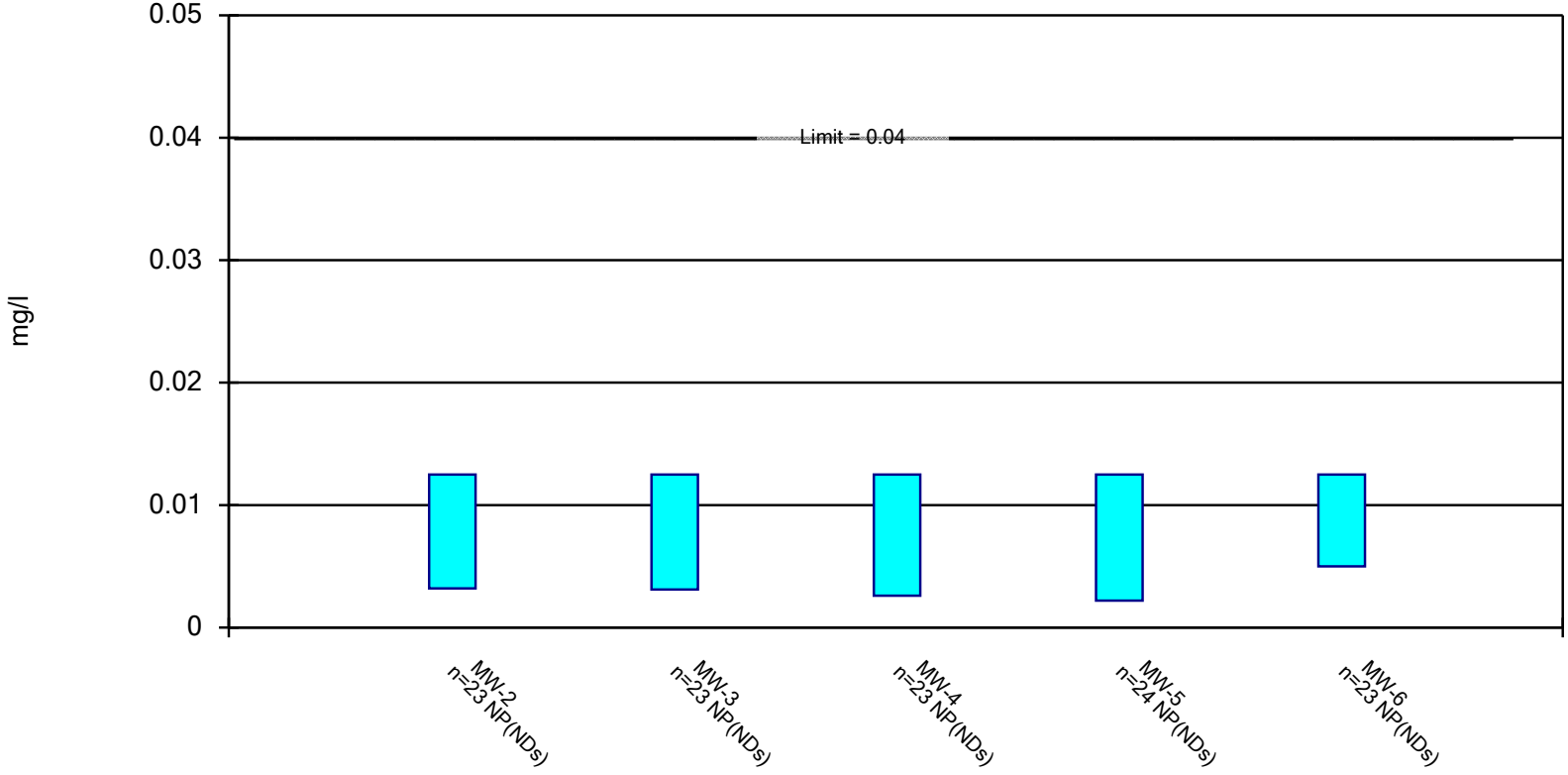

Constituent: Lithium Analysis Run 1/25/2026 2:42 PM

Sammis Plant Client: ETEM Remediation One Data: Sammis Sanitas to December 2024

Non-Parametric Confidence Interval

Compliance Limit is not exceeded. Per-well alpha = 0.01.

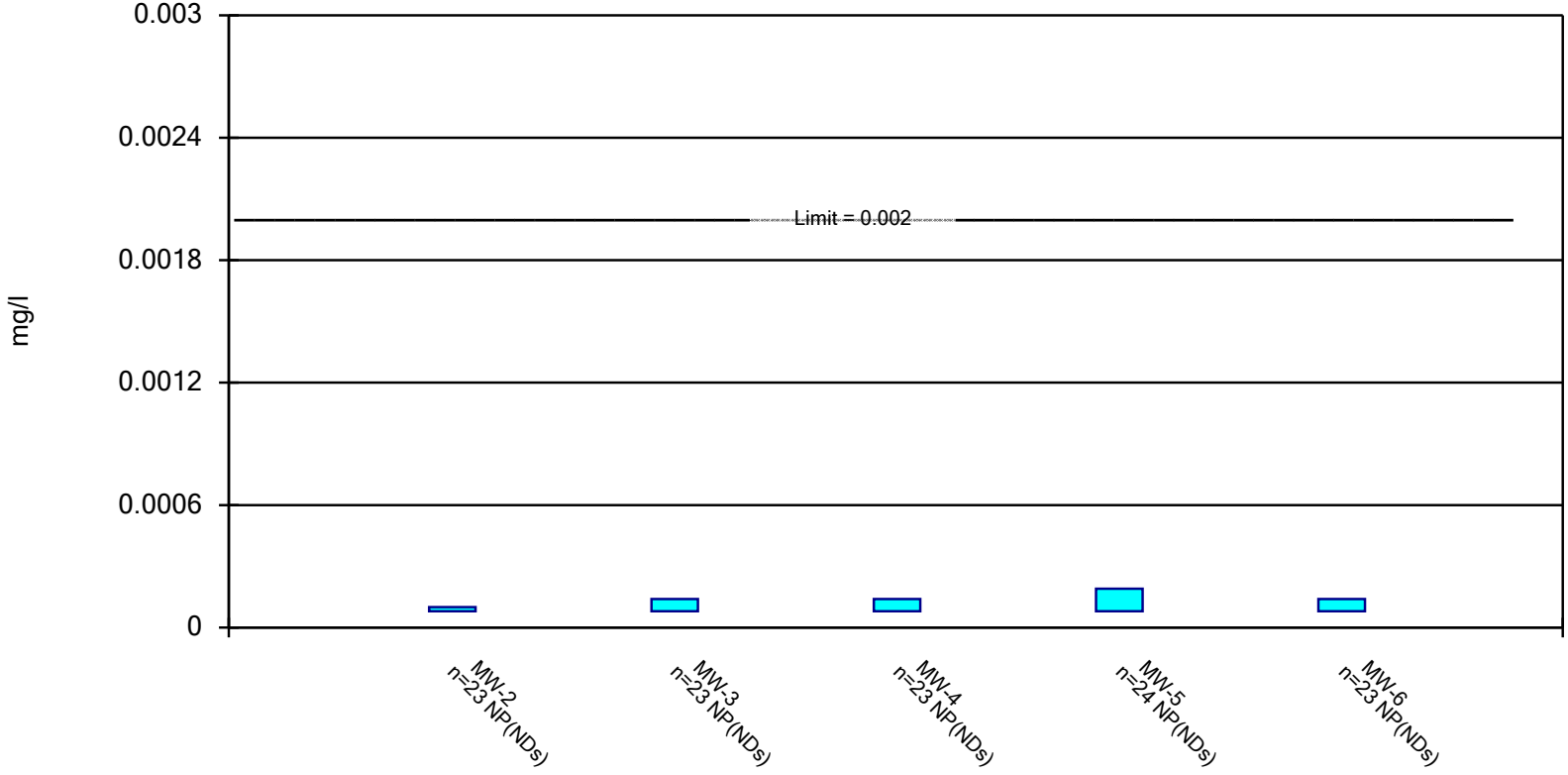

Constituent: Mercury Analysis Run 1/25/2026 2:42 PM

Sammis Plant Client: ETEM Remediation One Data: Sammis Sanitas to December 2024

Non-Parametric Confidence Interval

Compliance Limit is not exceeded. Per-well alpha = 0.01.

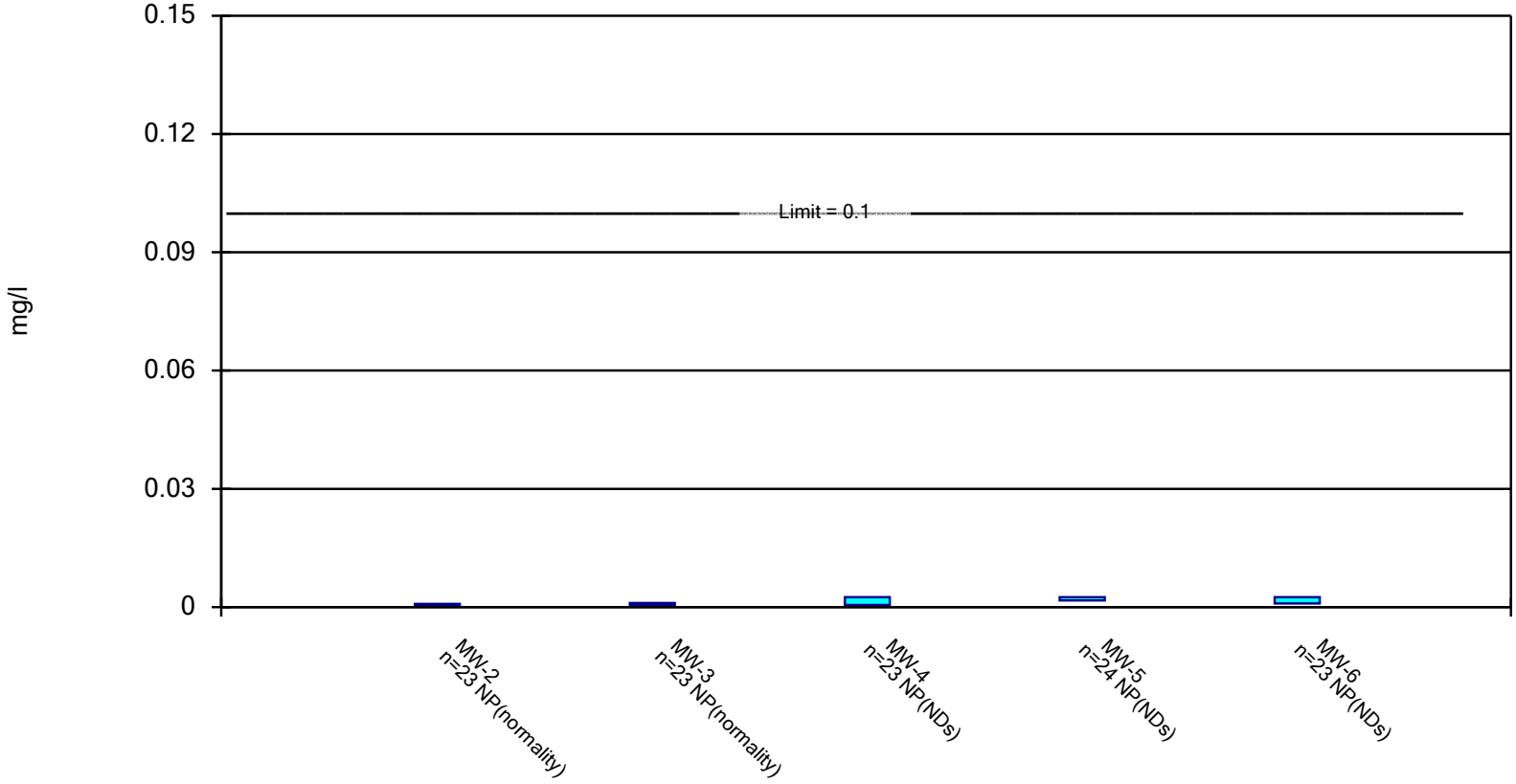

Constituent: Molybdenum Analysis Run 1/25/2026 2:42 PM

Sammis Plant Client: ETEM Remediation One Data: Sammis Sanitas to December 2024

Non-Parametric Confidence Interval

Compliance Limit is not exceeded. Per-well alpha = 0.01.

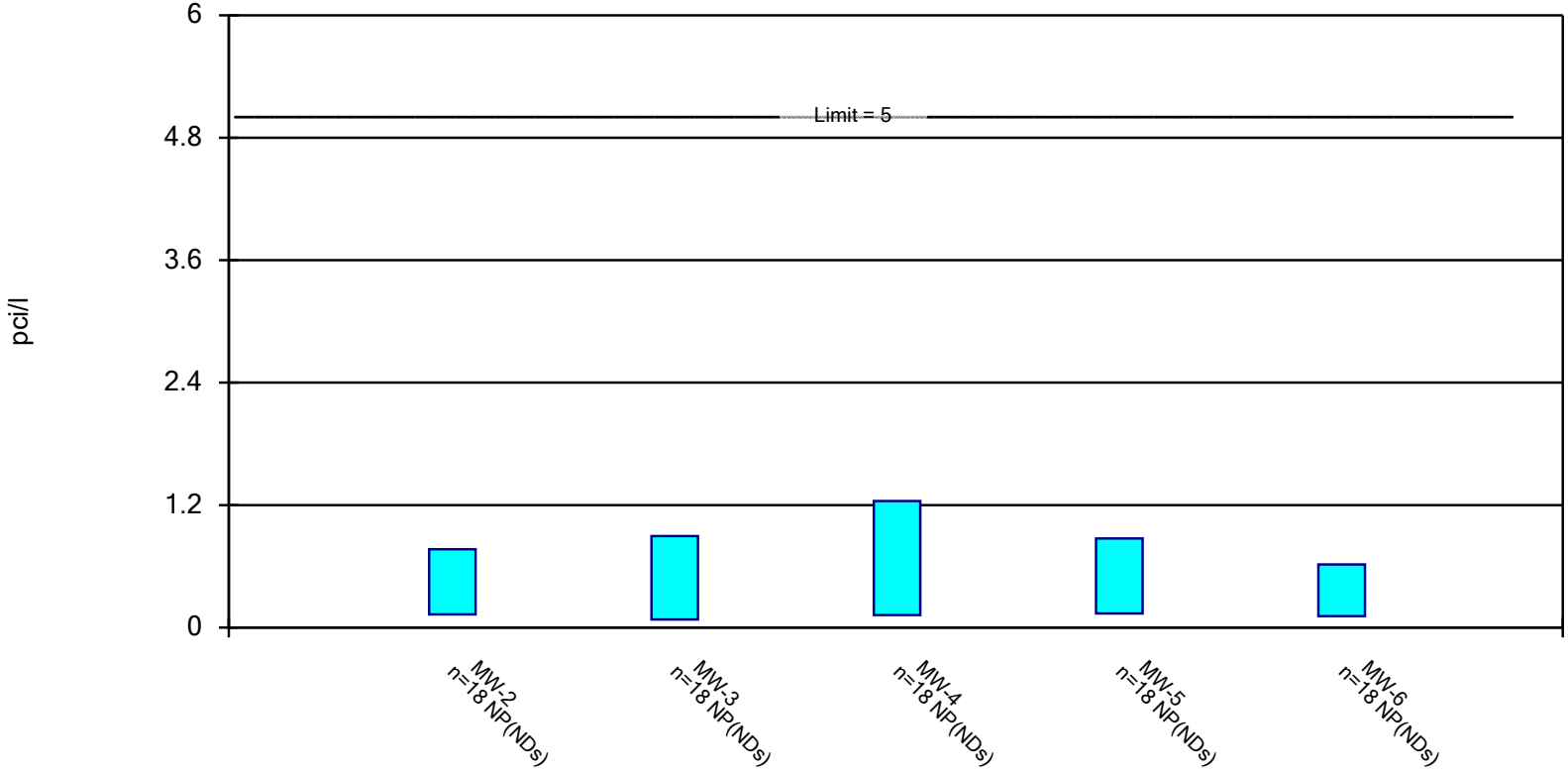

Constituent: Radium Combined Analysis Run 1/25/2026 2:43 PM

Sammis Plant Client: ETEM Remediation One Data: Sammis Sanitas to December 2024

Non-Parametric Confidence Interval

Compliance Limit is not exceeded. Per-well alpha = 0.01.

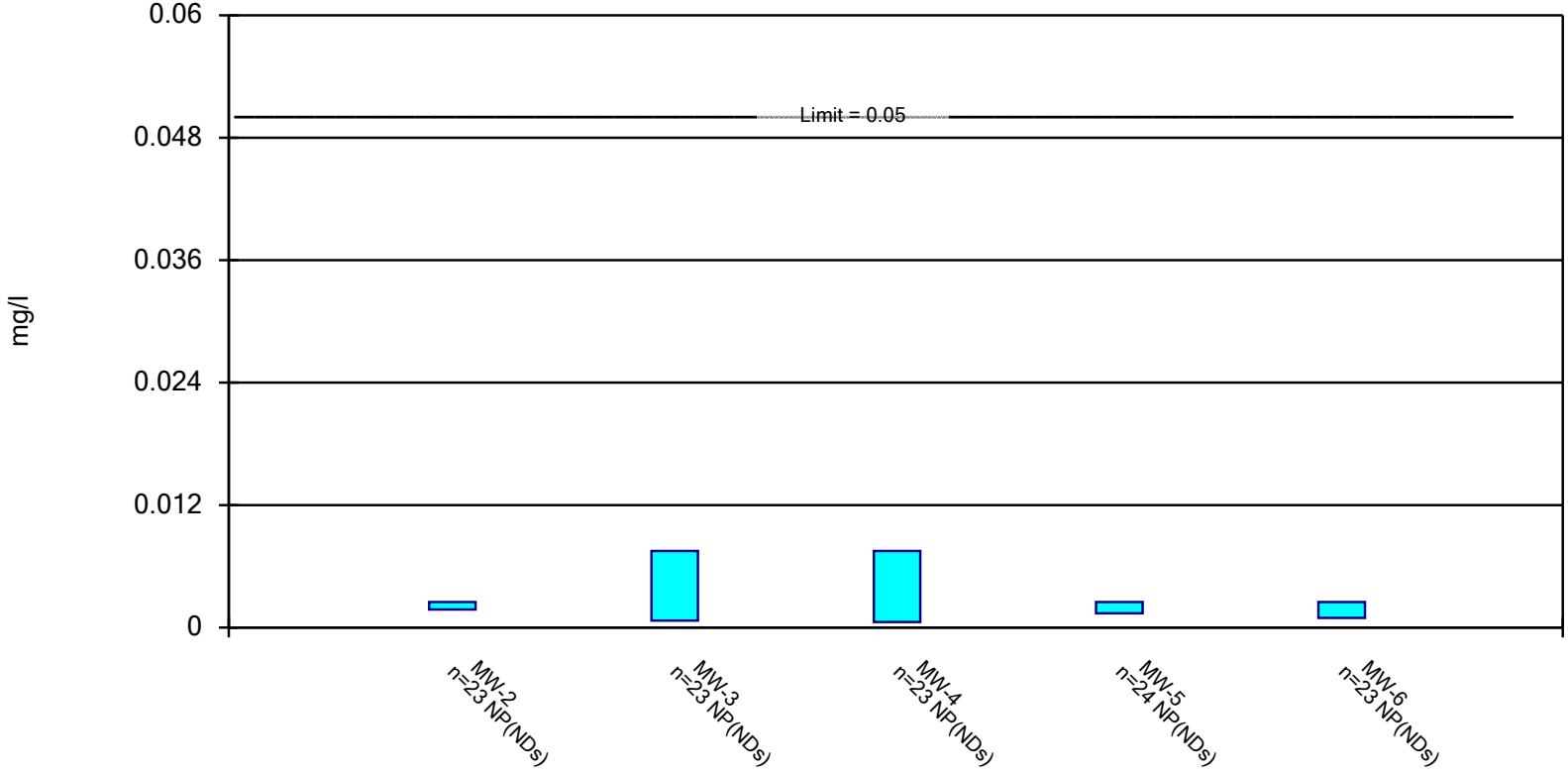

Constituent: Selenium Analysis Run 1/25/2026 2:43 PM

Sammis Plant Client: ETEM Remediation One Data: Sammis Sanitas to December 2024

Non-Parametric Confidence Interval

Compliance Limit is not exceeded. Per-well alpha = 0.01.

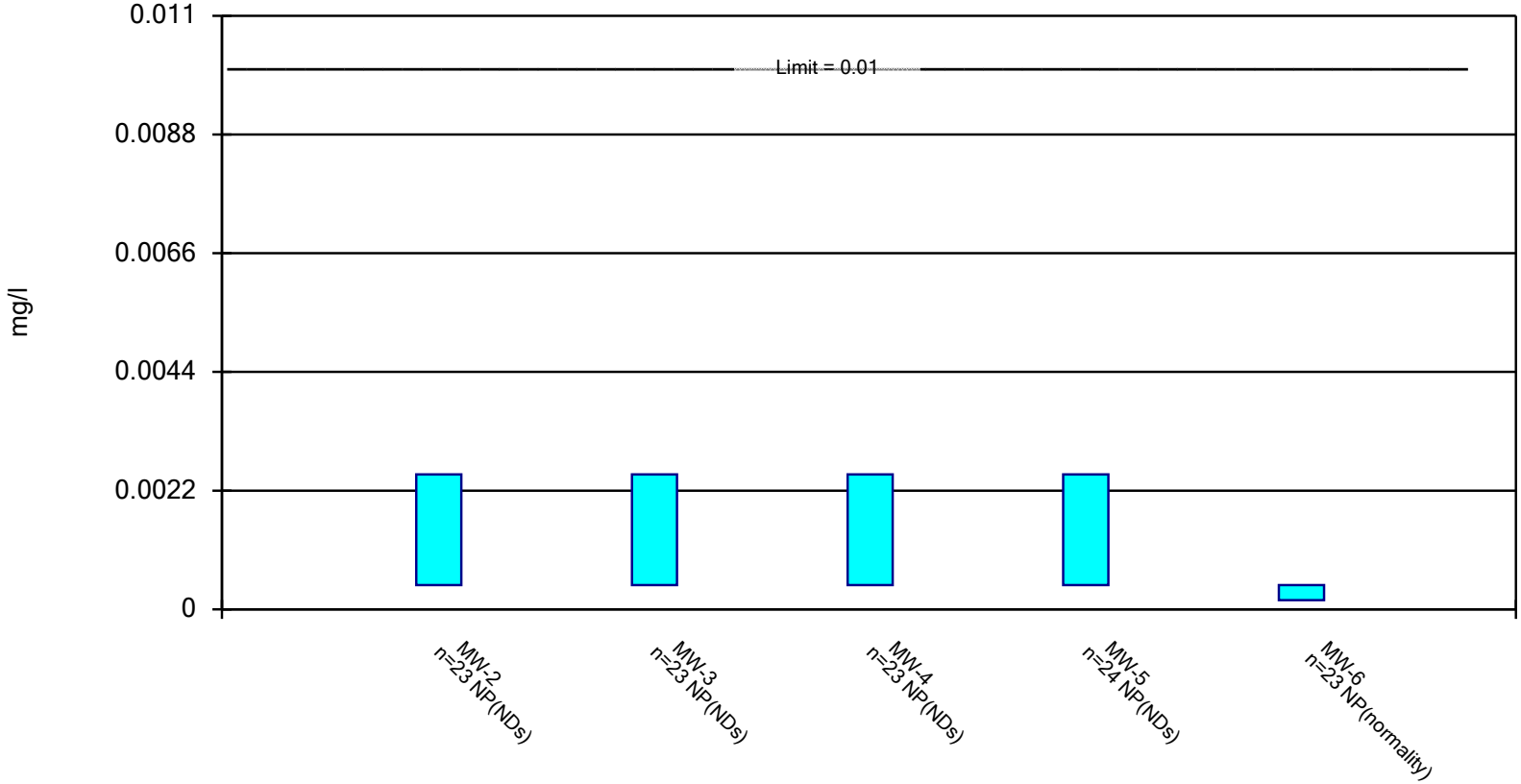

Constituent: Thallium Analysis Run 1/25/2026 2:43 PM

Sammis Plant Client: ETEM Remediation One Data: Sammis Sanitas to December 2024

Confidence Interval

LCL GWPS SSL

Sammis Plant Client: ETEM Remediation One Data: Sammis Sanitas to December 2024 Printed 1/25/2026, 2:45 PM

Constituent	Well	Upper Lim.	Lower Lim.	Compliance	Sig.	N	%NDs	Transform	Alpha	Method
Antimony (mg/l)	MW-2	0.0025	0.00045	0.01	No	23	95.65	No	0.01	NP (NDs)
Antimony (mg/l)	MW-3	0.0025	0.00045	0.01	No	23	100	No	0.01	NP (NDs)
Antimony (mg/l)	MW-4	0.0025	0.00045	0.01	No	23	95.65	No	0.01	NP (NDs)
Antimony (mg/l)	MW-5	0.0025	0.00045	0.01	No	24	95.83	No	0.01	NP (NDs)
Antimony (mg/l)	MW-6	0.0025	0.00045	0.01	No	23	91.3	No	0.01	NP (NDs)
Arsenic (mg/l)	MW-2	0.0008134	0.0003681	0.024	No	23	0	x^(1/3)	0.01	Param.
Arsenic (mg/l)	MW-3	0.0005	0.00023	0.024	No	23	21.74	No	0.01	NP (normality)
Arsenic (mg/l)	MW-4	0.002	0.000268	0.024	No	23	43.48	No	0.01	NP (normality)
Arsenic (mg/l)	MW-5	0.000372	0.00021	0.024	No	24	4.167	No	0.01	NP (normality)
Arsenic (mg/l)	MW-6	0.001	0.00024	0.024	No	23	26.09	No	0.01	NP (normality)
Barium (mg/l)	MW-2	0.04321	0.03566	2	No	23	0	No	0.01	Param.
Barium (mg/l)	MW-3	0.0403	0.03536	2	No	23	0	No	0.01	Param.
Barium (mg/l)	MW-4	0.03908	0.03508	2	No	23	0	No	0.01	Param.
Barium (mg/l)	MW-5	0.02259	0.0187	2	No	24	0	sqrt(x)	0.01	Param.
Barium (mg/l)	MW-6	0.014	0.012	2	No	23	4.348	No	0.01	NP (normality)
Beryllium (mg/l)	MW-2	0.001	0.0005	0.004	No	23	95.65	No	0.01	NP (NDs)
Beryllium (mg/l)	MW-3	0.001	0.0005	0.004	No	23	100	No	0.01	NP (NDs)
Beryllium (mg/l)	MW-4	0.001	0.00013	0.004	No	23	95.65	No	0.01	NP (NDs)
Beryllium (mg/l)	MW-5	0.001	0.0005	0.004	No	24	100	No	0.01	NP (NDs)
Beryllium (mg/l)	MW-6	0.001	0.0005	0.004	No	23	91.3	No	0.01	NP (NDs)
Cadmium (mg/l)	MW-2	0.001	0.00045	0.006	No	23	91.3	No	0.01	NP (NDs)
Cadmium (mg/l)	MW-3	0.001	0.00045	0.006	No	23	95.65	No	0.01	NP (NDs)
Cadmium (mg/l)	MW-4	0.001	0.00045	0.006	No	23	91.3	No	0.01	NP (NDs)
Cadmium (mg/l)	MW-5	0.0003814	0.0002085	0.006	No	24	25	x^(1/3)	0.01	Param.
Cadmium (mg/l)	MW-6	0.0005463	0.0003289	0.006	No	23	4.348	x^(1/3)	0.01	Param.
Chromium (mg/l)	MW-2	0.0034	0.0024	0.1	No	23	60.87	No	0.01	NP (NDs)
Chromium (mg/l)	MW-3	0.00375	0.00207	0.1	No	23	91.3	No	0.01	NP (NDs)
Chromium (mg/l)	MW-4	0.00375	0.00127	0.1	No	23	78.26	No	0.01	NP (NDs)
Chromium (mg/l)	MW-5	0.0025	0.00084	0.1	No	24	75	No	0.01	NP (NDs)
Chromium (mg/l)	MW-6	0.0025	0.0012	0.1	No	23	82.61	No	0.01	NP (NDs)
Cobalt (mg/l)	MW-2	0.0025	0.0015	0.029	No	23	78.26	No	0.01	NP (NDs)
Cobalt (mg/l)	MW-3	0.0025	0.00015	0.029	No	23	95.65	No	0.01	NP (NDs)
Cobalt (mg/l)	MW-4	0.0025	0.00023	0.029	No	23	69.57	No	0.01	NP (NDs)
Cobalt (mg/l)	MW-5	0.004961	0.003209	0.029	No	24	0	ln(x)	0.01	Param.
Cobalt (mg/l)	MW-6	0.019	0.008483	0.029	No	23	0	No	0.01	NP (normality)
Fluoride (mg/l)	MW-2	0.23	0.194	4	No	24	16.67	No	0.01	NP (normality)
Fluoride (mg/l)	MW-3	0.243	0.2	4	No	24	8.333	No	0.01	NP (normality)
Fluoride (mg/l)	MW-4	0.332	0.275	4	No	24	0	No	0.01	NP (normality)
Fluoride (mg/l)	MW-5	0.308	0.22	4	No	24	8.333	No	0.01	NP (normality)
Fluoride (mg/l)	MW-6	0.113	0.078	4	No	24	33.33	No	0.01	NP (normality)
Lead (mg/l)	MW-2	0.0025	0.00125	0.015	No	23	69.57	No	0.01	NP (NDs)
Lead (mg/l)	MW-3	0.0025	0.0013	0.015	No	23	95.65	No	0.01	NP (NDs)
Lead (mg/l)	MW-4	0.0025	0.0013	0.015	No	23	95.65	No	0.01	NP (NDs)
Lead (mg/l)	MW-5	0.0025	0.00125	0.015	No	24	87.5	No	0.01	NP (NDs)
Lead (mg/l)	MW-6	0.0025	0.0013	0.015	No	23	100	No	0.01	NP (NDs)
Lithium (mg/l)	MW-2	0.0125	0.0032	0.04	No	23	65.22	No	0.01	NP (NDs)
Lithium (mg/l)	MW-3	0.0125	0.0031	0.04	No	23	78.26	No	0.01	NP (NDs)
Lithium (mg/l)	MW-4	0.0125	0.0026	0.04	No	23	73.91	No	0.01	NP (NDs)
Lithium (mg/l)	MW-5	0.0125	0.0022	0.04	No	24	75	No	0.01	NP (NDs)
Lithium (mg/l)	MW-6	0.0125	0.005	0.04	No	23	95.65	No	0.01	NP (NDs)

Confidence Interval

Sammis Plant Client: ETEM Remediation One Data: Sammis Sanitas to December 2024 Printed 1/25/2026, 2:45 PM

Constituent	Well	Upper Lim.	Lower Lim.	Compliance	Sig.	N	%NDs	Transform	Alpha	Method
Mercury (mg/l)	MW-2	0.0001	0.00008	0.002	No	23	86.96	No	0.01	NP (NDs)
Mercury (mg/l)	MW-3	0.00014	0.00008	0.002	No	23	86.96	No	0.01	NP (NDs)
Mercury (mg/l)	MW-4	0.00014	0.00008	0.002	No	23	91.3	No	0.01	NP (NDs)
Mercury (mg/l)	MW-5	0.00019	0.00008	0.002	No	24	87.5	No	0.01	NP (NDs)
Mercury (mg/l)	MW-6	0.00014	0.00008	0.002	No	23	86.96	No	0.01	NP (NDs)
Molybdenum (mg/l)	MW-2	0.00081	0.000564	0.1	No	23	21.74	No	0.01	NP (normality)
Molybdenum (mg/l)	MW-3	0.00103	0.00052	0.1	No	23	26.09	No	0.01	NP (normality)
Molybdenum (mg/l)	MW-4	0.0025	0.00052	0.1	No	23	78.26	No	0.01	NP (NDs)
Molybdenum (mg/l)	MW-5	0.0025	0.0017	0.1	No	24	95.83	No	0.01	NP (NDs)
Molybdenum (mg/l)	MW-6	0.0025	0.00094	0.1	No	23	86.96	No	0.01	NP (NDs)
Radium Combined (pci/l)	MW-2	0.768	0.1283	5	No	18	66.67	No	0.01	NP (NDs)
Radium Combined (pci/l)	MW-3	0.8965	0.07885	5	No	18	66.67	No	0.01	NP (NDs)
Radium Combined (pci/l)	MW-4	1.24	0.1225	5	No	18	66.67	No	0.01	NP (NDs)
Radium Combined (pci/l)	MW-5	0.873	0.1375	5	No	18	55.56	No	0.01	NP (NDs)
Radium Combined (pci/l)	MW-6	0.618	0.1109	5	No	18	66.67	No	0.01	NP (NDs)
Selenium (mg/l)	MW-2	0.0025	0.001771	0.05	No	23	73.91	No	0.01	NP (NDs)
Selenium (mg/l)	MW-3	0.0075	0.00068	0.05	No	23	95.65	No	0.01	NP (NDs)
Selenium (mg/l)	MW-4	0.0075	0.00054	0.05	No	23	95.65	No	0.01	NP (NDs)
Selenium (mg/l)	MW-5	0.0025	0.001396	0.05	No	24	87.5	No	0.01	NP (NDs)
Selenium (mg/l)	MW-6	0.0025	0.00095	0.05	No	23	56.52	No	0.01	NP (NDs)
Thallium (mg/l)	MW-2	0.0025	0.00045	0.01	No	23	91.3	No	0.01	NP (NDs)
Thallium (mg/l)	MW-3	0.0025	0.00045	0.01	No	23	100	No	0.01	NP (NDs)
Thallium (mg/l)	MW-4	0.0025	0.00045	0.01	No	23	95.65	No	0.01	NP (NDs)
Thallium (mg/l)	MW-5	0.0025	0.00045	0.01	No	24	91.67	No	0.01	NP (NDs)
Thallium (mg/l)	MW-6	0.00045	0.00017	0.01	No	23	39.13	No	0.01	NP (normality)

LCL GWPS SSL

Non-Parametric Confidence Interval

Compliance Limit is not exceeded. Per-well alpha = 0.01.

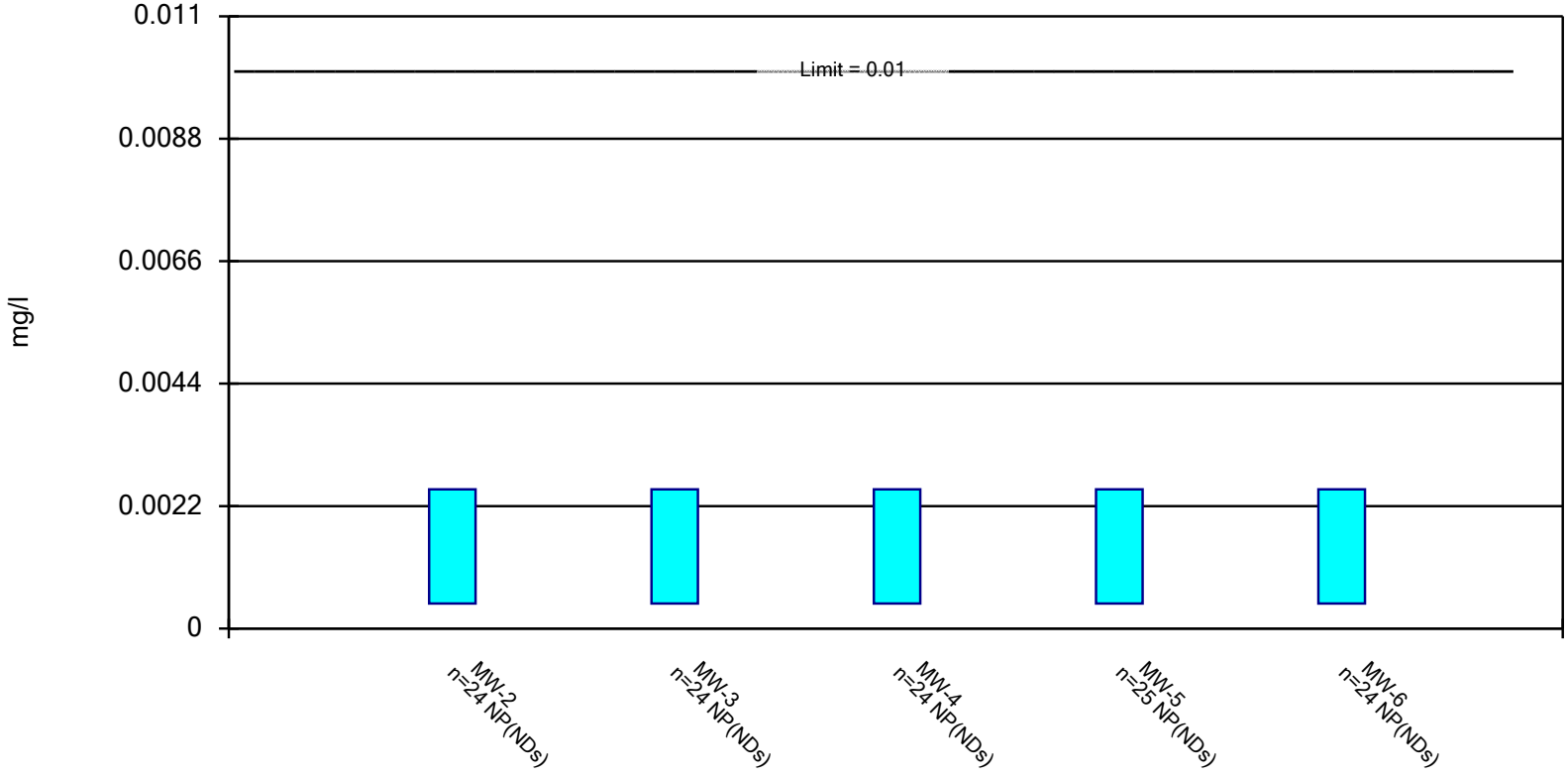

Constituent: Antimony Analysis Run 1/25/2026 2:45 PM

Sammis Plant Client: ETEM Remediation One Data: Sammis Sanitas to December 2024

Parametric and Non-Parametric (NP) Confidence Interval

Compliance Limit is not exceeded. Per-well alpha = 0.01. Normality Test: Shapiro Wilk, alpha based on n.

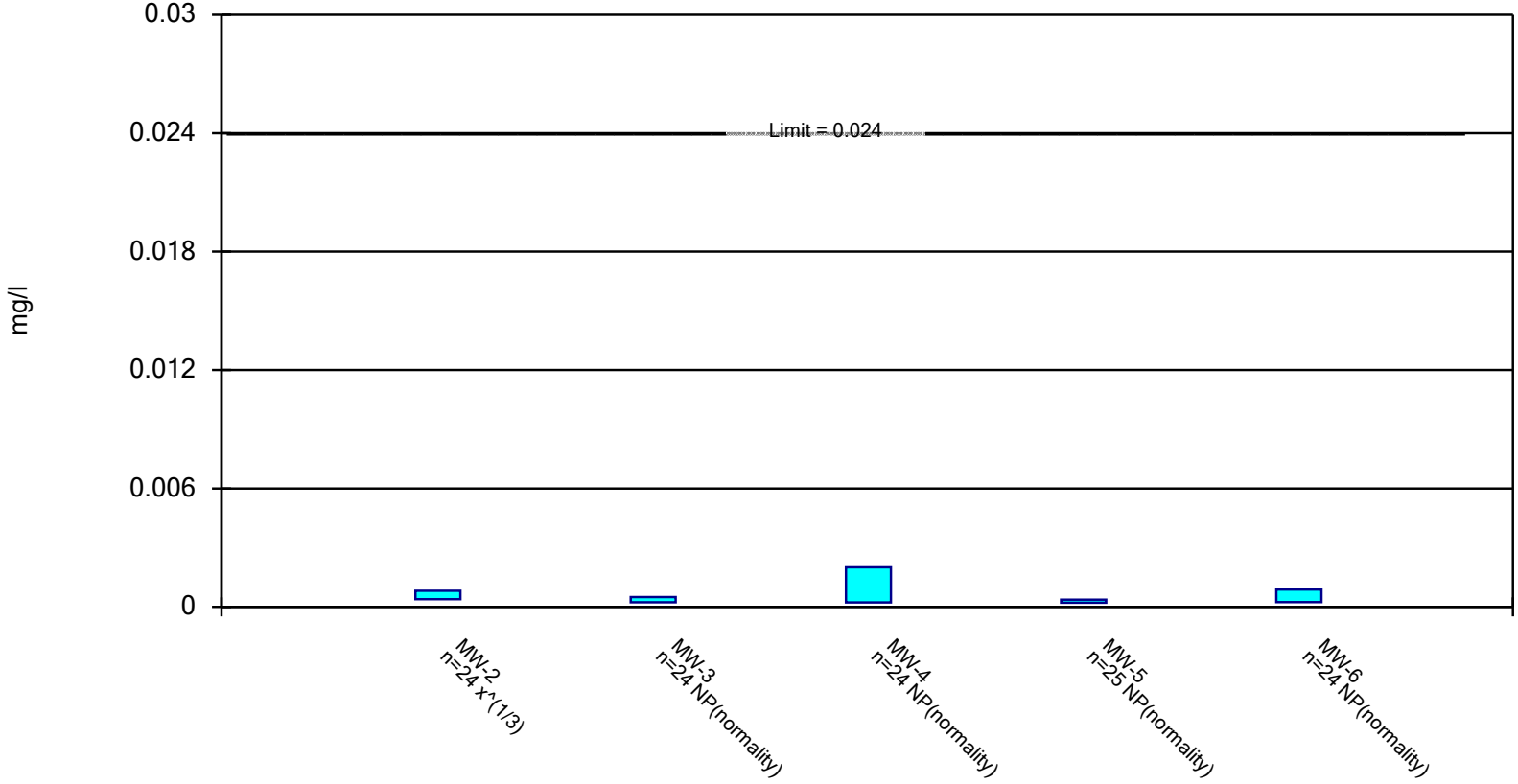

Constituent: Arsenic Analysis Run 1/25/2026 2:45 PM

Sammis Plant Client: ETEM Remediation One Data: Sammis Sanitas to December 2024

Parametric and Non-Parametric (NP) Confidence Interval

Compliance Limit is not exceeded. Per-well alpha = 0.01. Normality Test: Shapiro Wilk, alpha based on n.

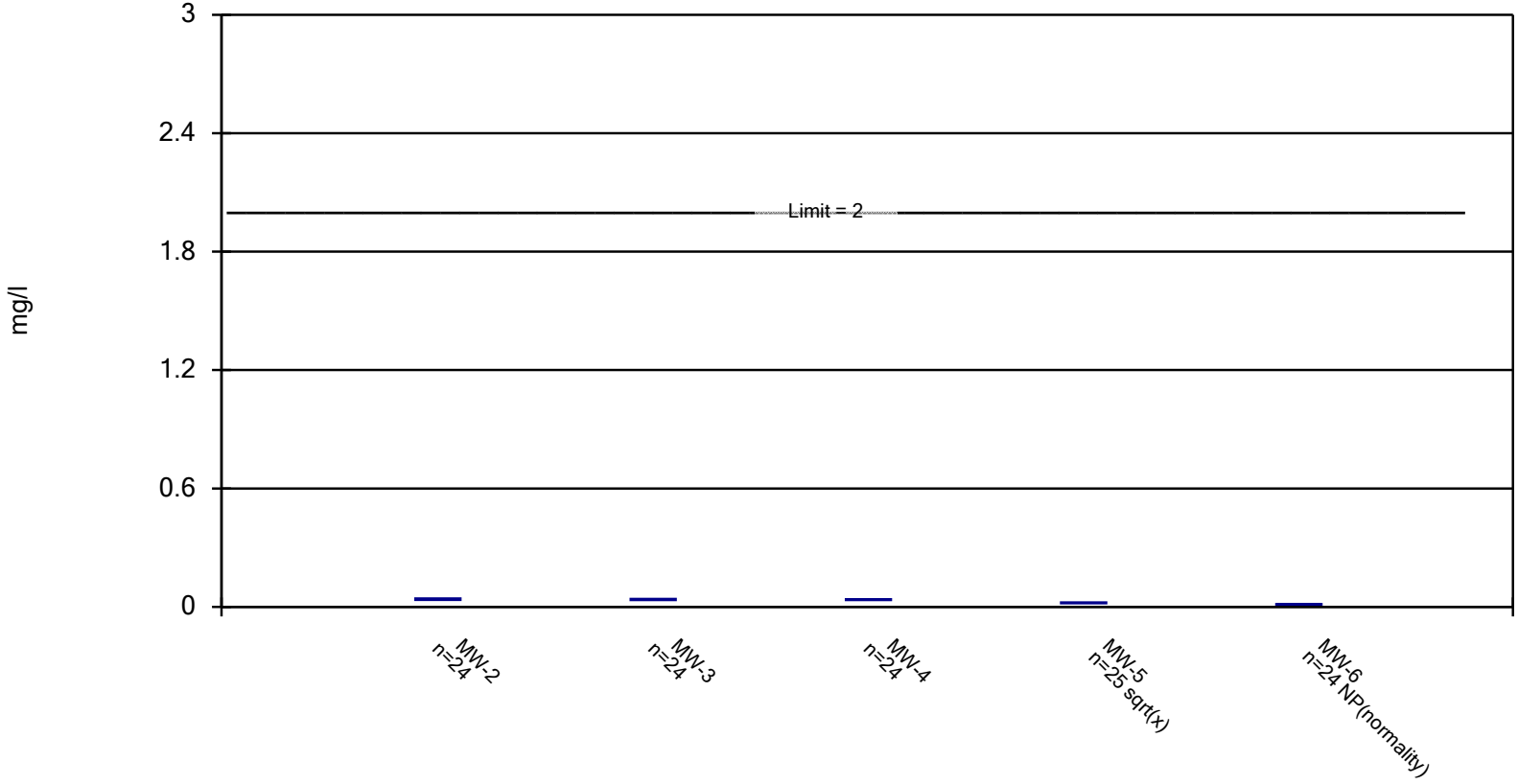

Constituent: Barium Analysis Run 1/25/2026 2:45 PM

Sammis Plant Client: ETEM Remediation One Data: Sammis Sanitas to December 2024

Non-Parametric Confidence Interval

Compliance Limit is not exceeded. Per-well alpha = 0.01.

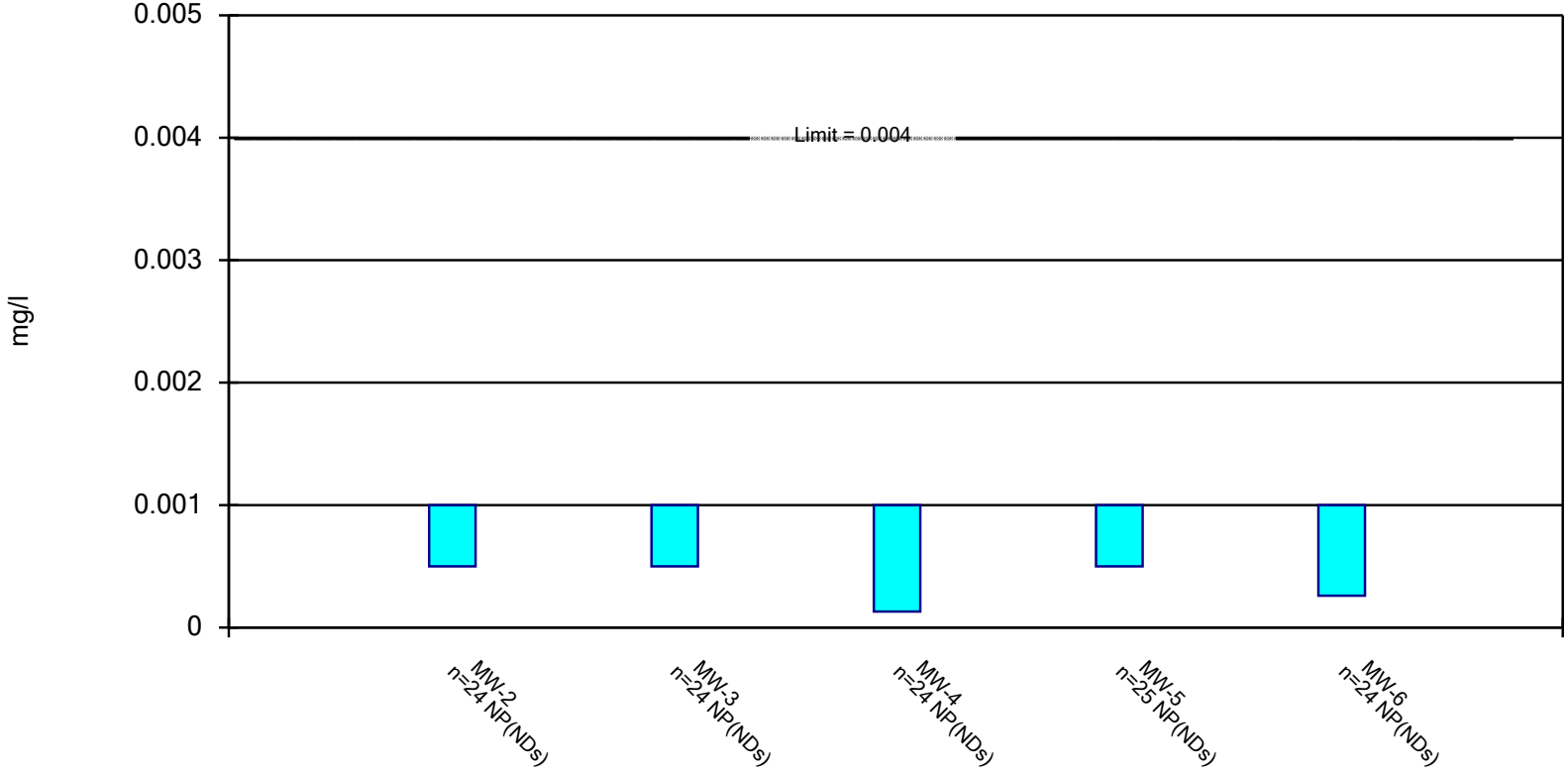

Constituent: Beryllium Analysis Run 1/25/2026 2:45 PM

Sammis Plant Client: ETEM Remediation One Data: Sammis Sanitas to December 2024

Parametric and Non-Parametric (NP) Confidence Interval

Compliance Limit is not exceeded. Per-well alpha = 0.01. Normality Test: Shapiro Wilk, alpha based on n.

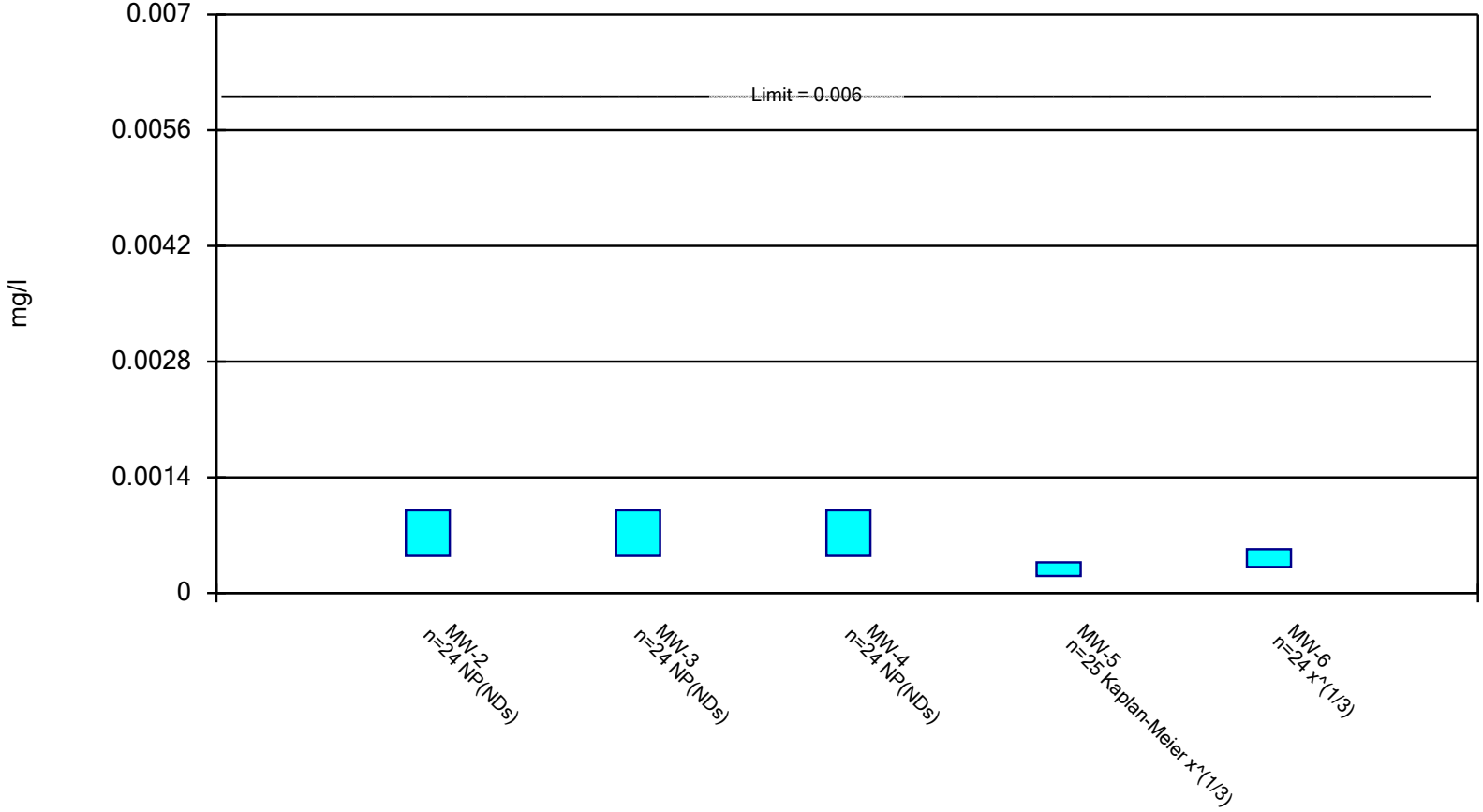

Constituent: Cadmium Analysis Run 1/25/2026 2:45 PM

Sammis Plant Client: ETEM Remediation One Data: Sammis Sanitas to December 2024

Non-Parametric Confidence Interval

Compliance Limit is not exceeded. Per-well alpha = 0.01.

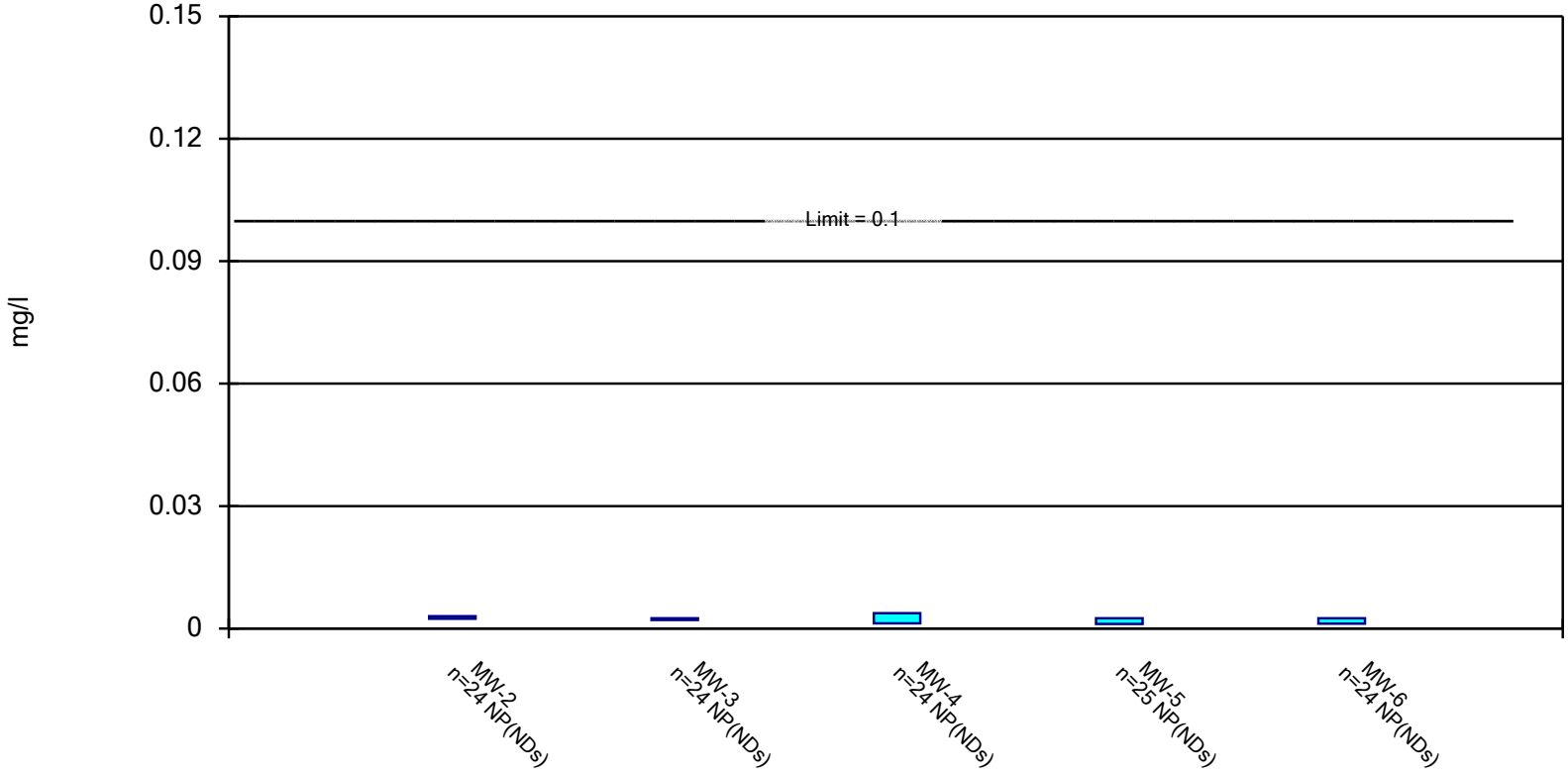

Constituent: Chromium Analysis Run 1/25/2026 2:46 PM

Sammis Plant Client: ETEM Remediation One Data: Sammis Sanitas to December 2024

Parametric and Non-Parametric (NP) Confidence Interval

Compliance Limit is not exceeded. Per-well alpha = 0.01. Normality Test: Shapiro Wilk, alpha based on n.

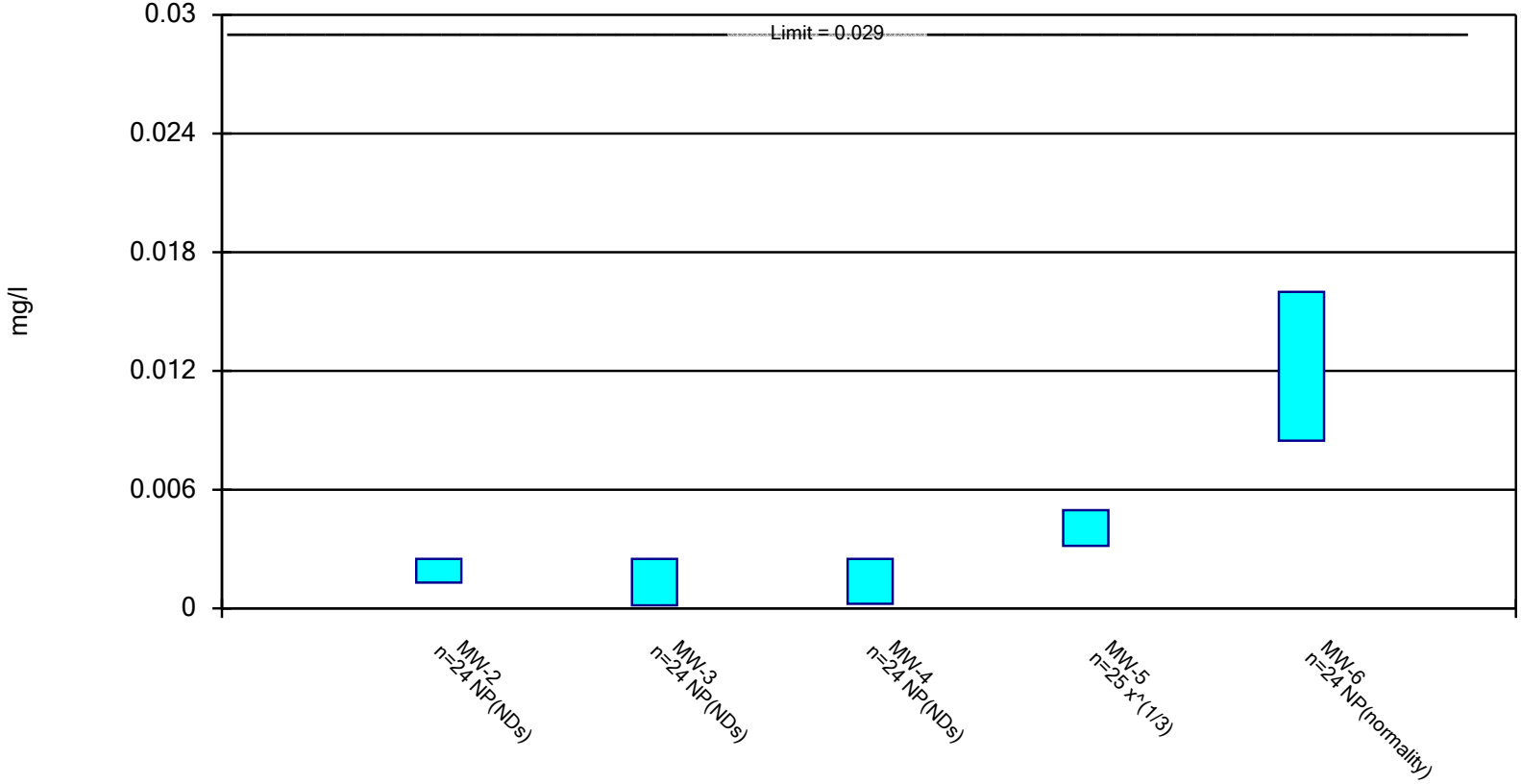

Constituent: Cobalt Analysis Run 1/25/2026 2:46 PM

Sammis Plant Client: ETEM Remediation One Data: Sammis Sanitas to December 2024

Non-Parametric Confidence Interval

Compliance Limit is not exceeded. Per-well alpha = 0.01.

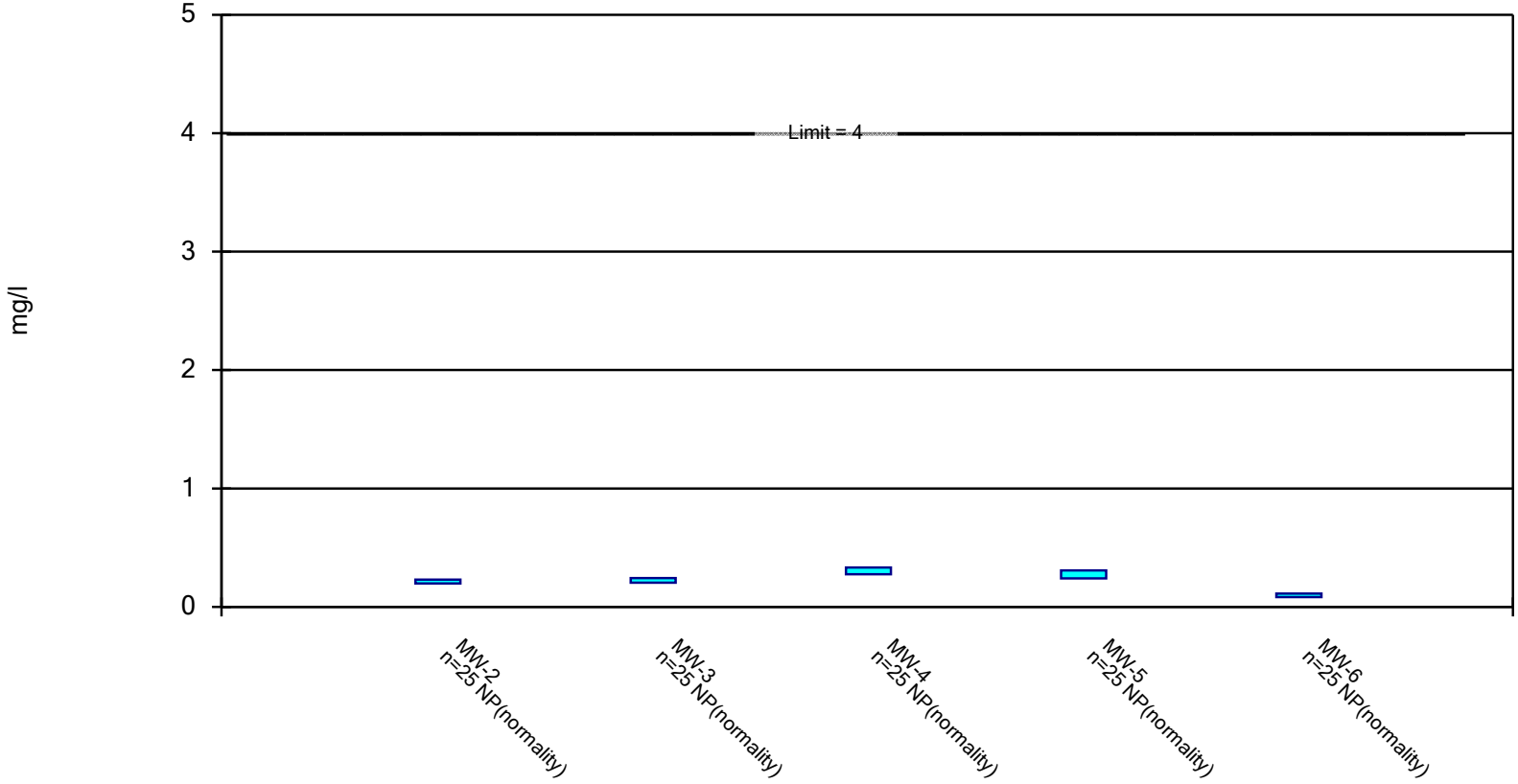

Constituent: Fluoride Analysis Run 1/25/2026 2:46 PM

Sammis Plant Client: ETEM Remediation One Data: Sammis Sanitas to December 2024

Non-Parametric Confidence Interval

Compliance Limit is not exceeded. Per-well alpha = 0.01.

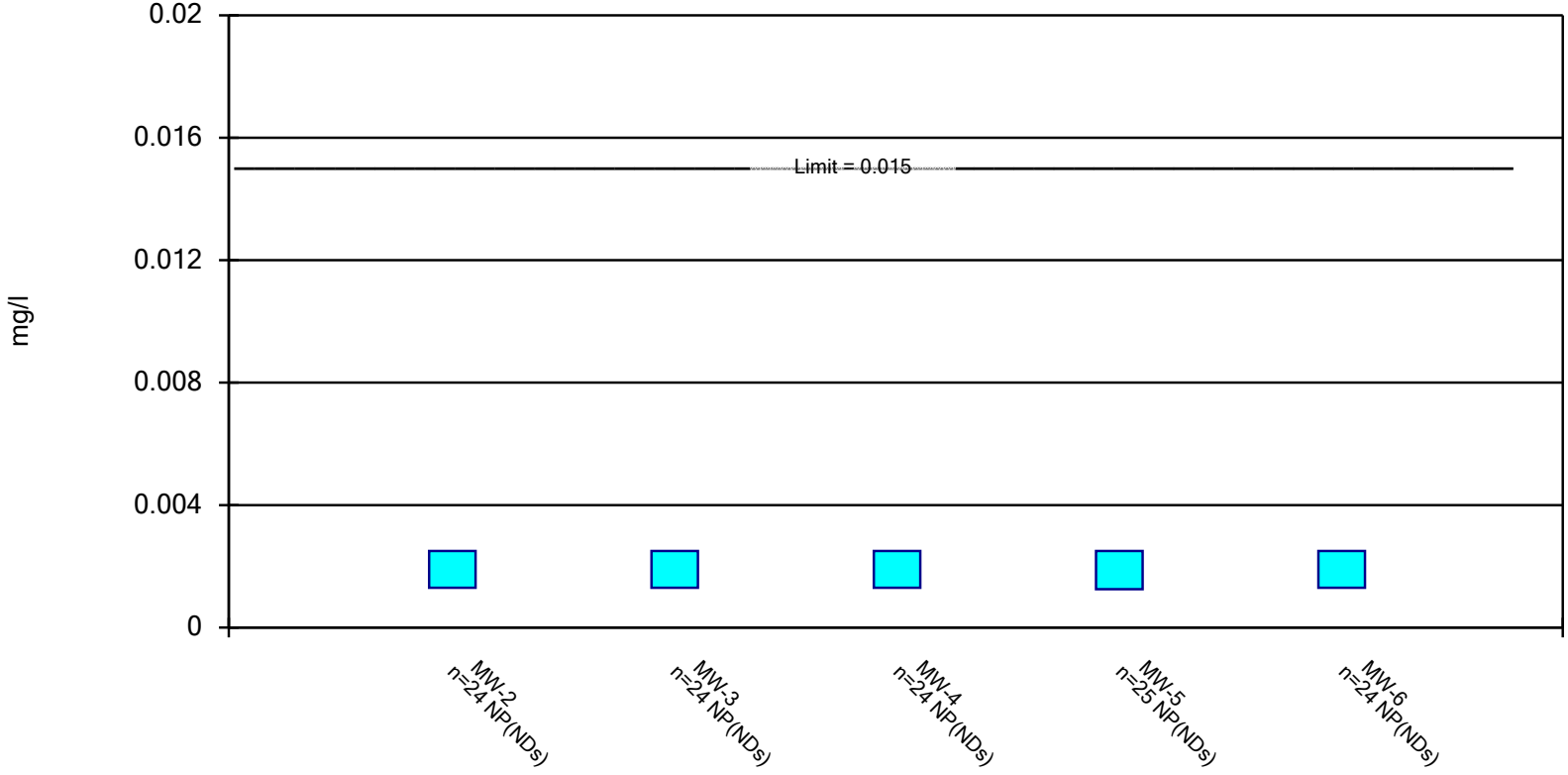

Constituent: Lead Analysis Run 1/25/2026 2:46 PM

Sammis Plant Client: ETEM Remediation One Data: Sammis Sanitas to December 2024

Non-Parametric Confidence Interval

Compliance Limit is not exceeded. Per-well alpha = 0.01.

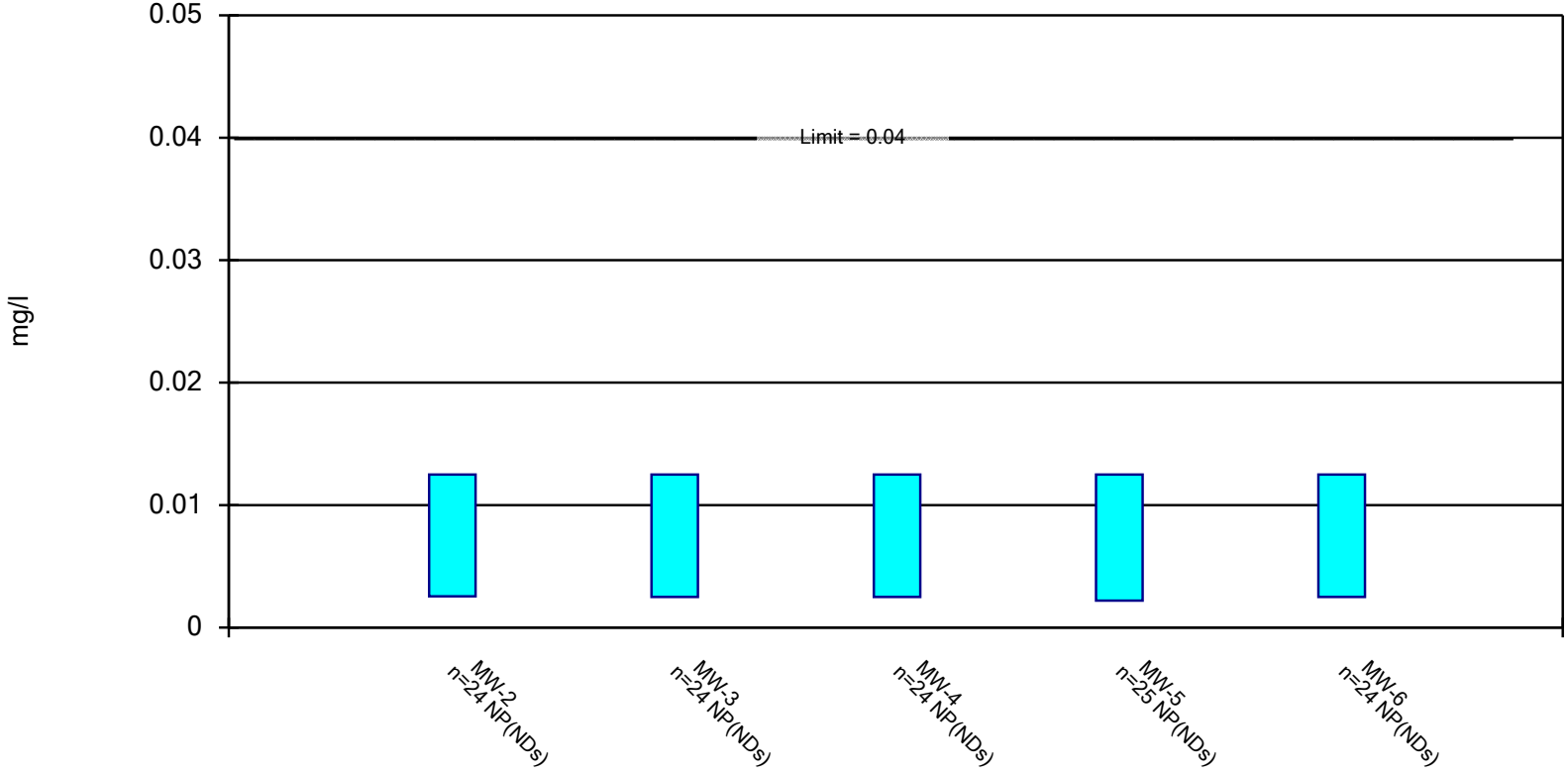

Constituent: Lithium Analysis Run 1/25/2026 2:46 PM

Sammis Plant Client: ETEM Remediation One Data: Sammis Sanitas to December 2024

Non-Parametric Confidence Interval

Compliance Limit is not exceeded. Per-well alpha = 0.01.

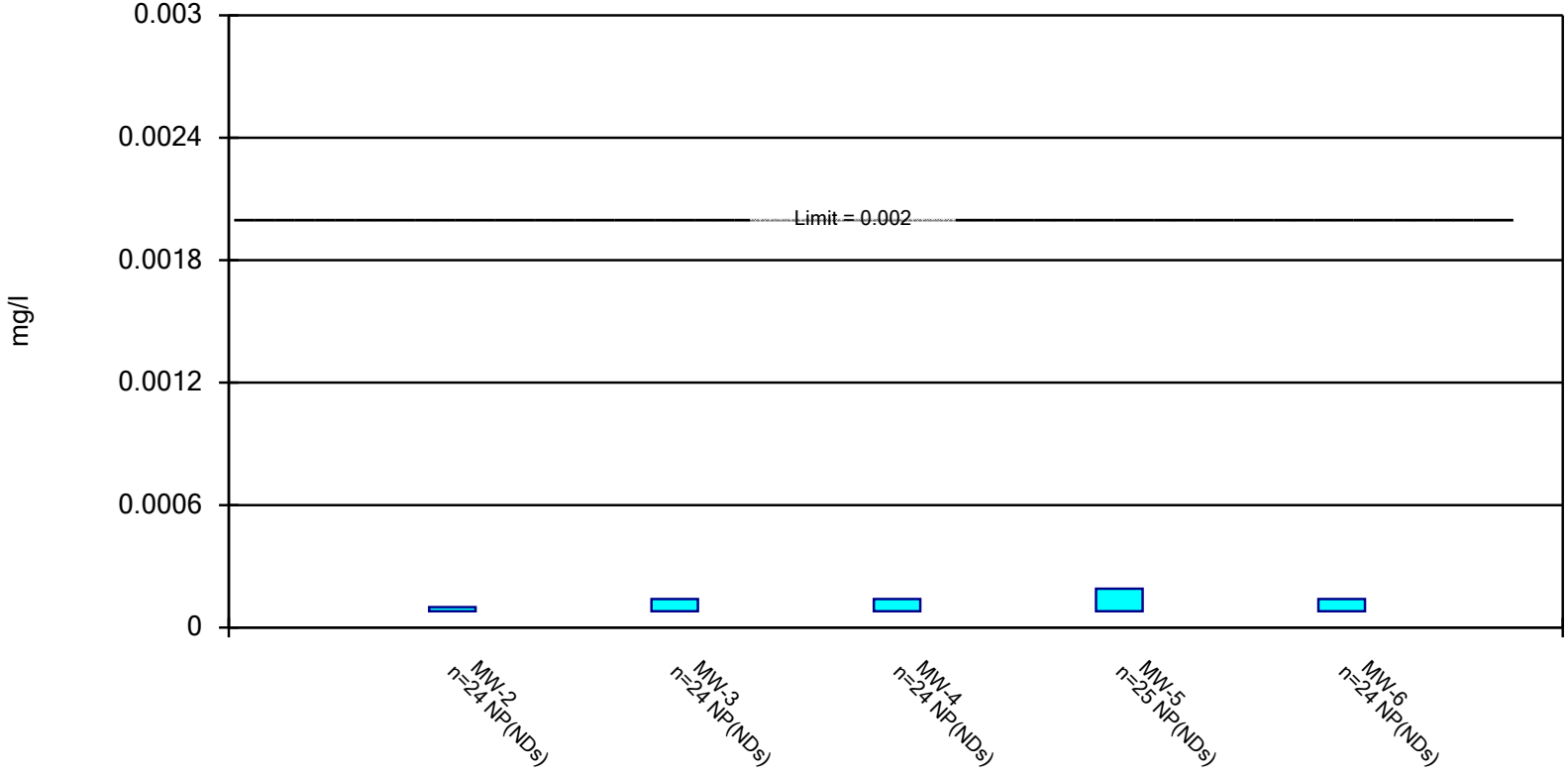

Constituent: Mercury Analysis Run 1/25/2026 2:46 PM

Sammis Plant Client: ETEM Remediation One Data: Sammis Sanitas to December 2024

Non-Parametric Confidence Interval

Compliance Limit is not exceeded. Per-well alpha = 0.01.

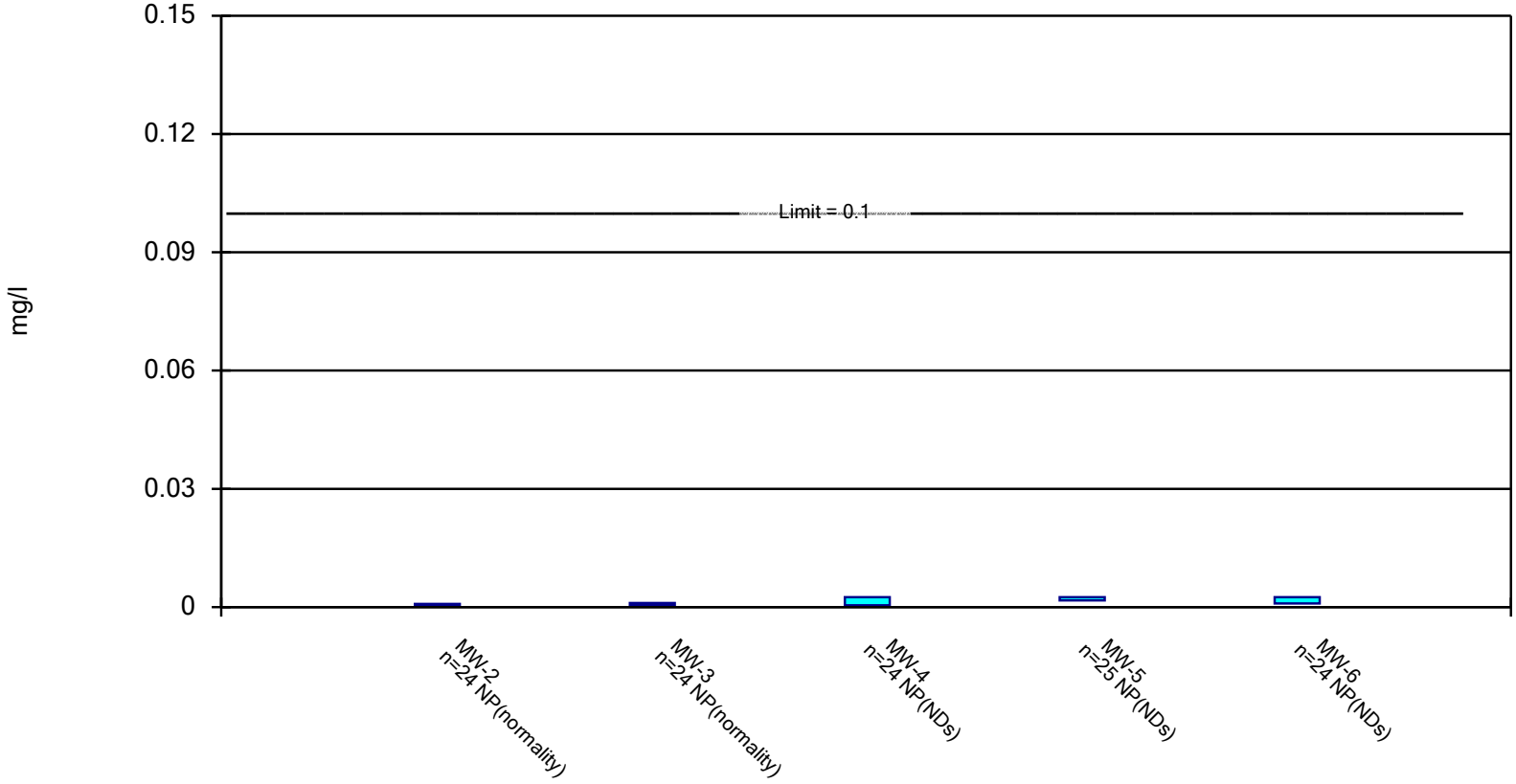

Constituent: Molybdenum Analysis Run 1/25/2026 2:46 PM

Sammis Plant Client: ETEM Remediation One Data: Sammis Sanitas to December 2024

Non-Parametric Confidence Interval

Compliance Limit is not exceeded. Per-well alpha = 0.01.

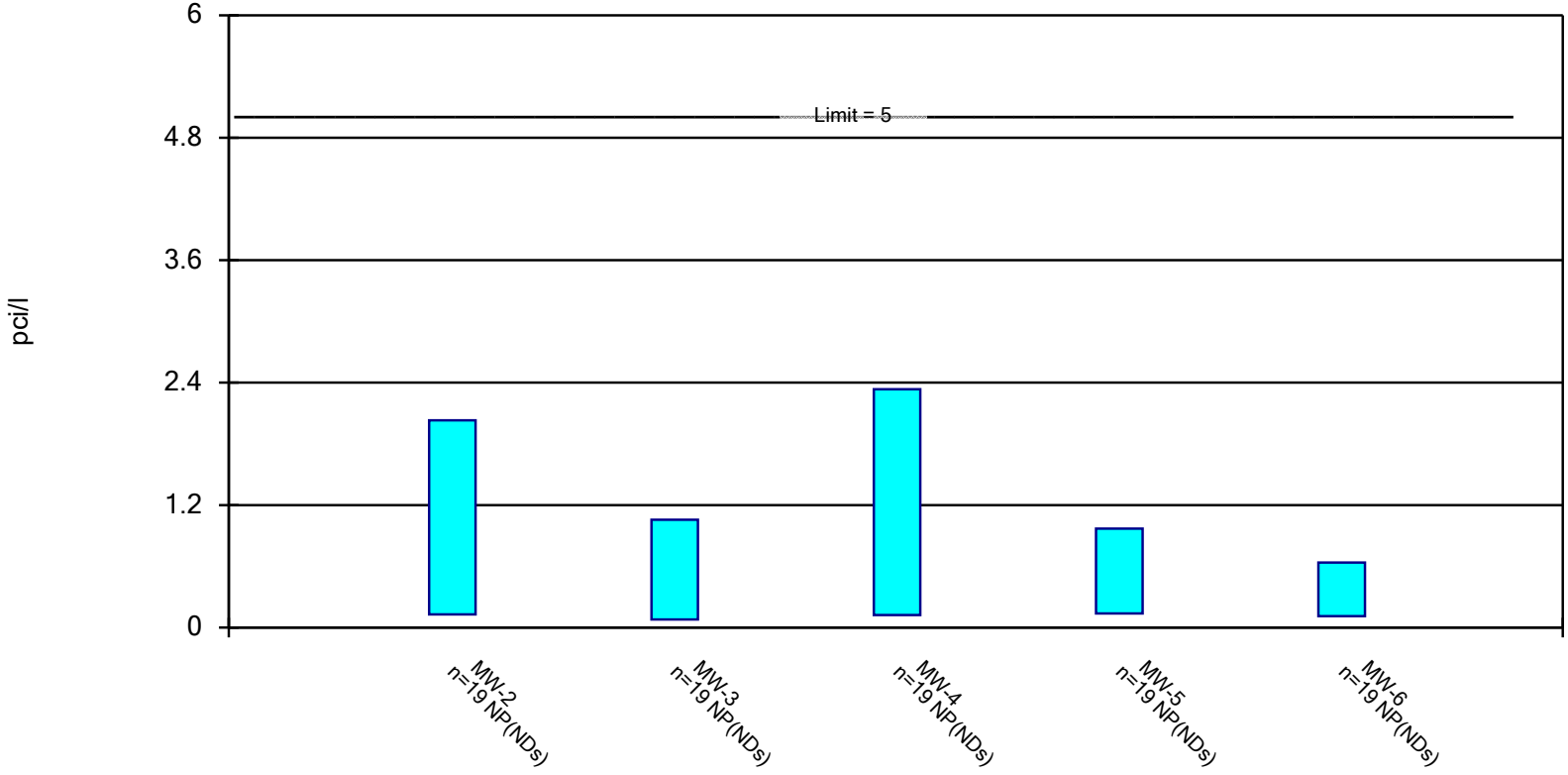

Constituent: Radium Combined Analysis Run 1/25/2026 2:46 PM

Sammis Plant Client: ETEM Remediation One Data: Sammis Sanitas to December 2024

Non-Parametric Confidence Interval

Compliance Limit is not exceeded. Per-well alpha = 0.01.

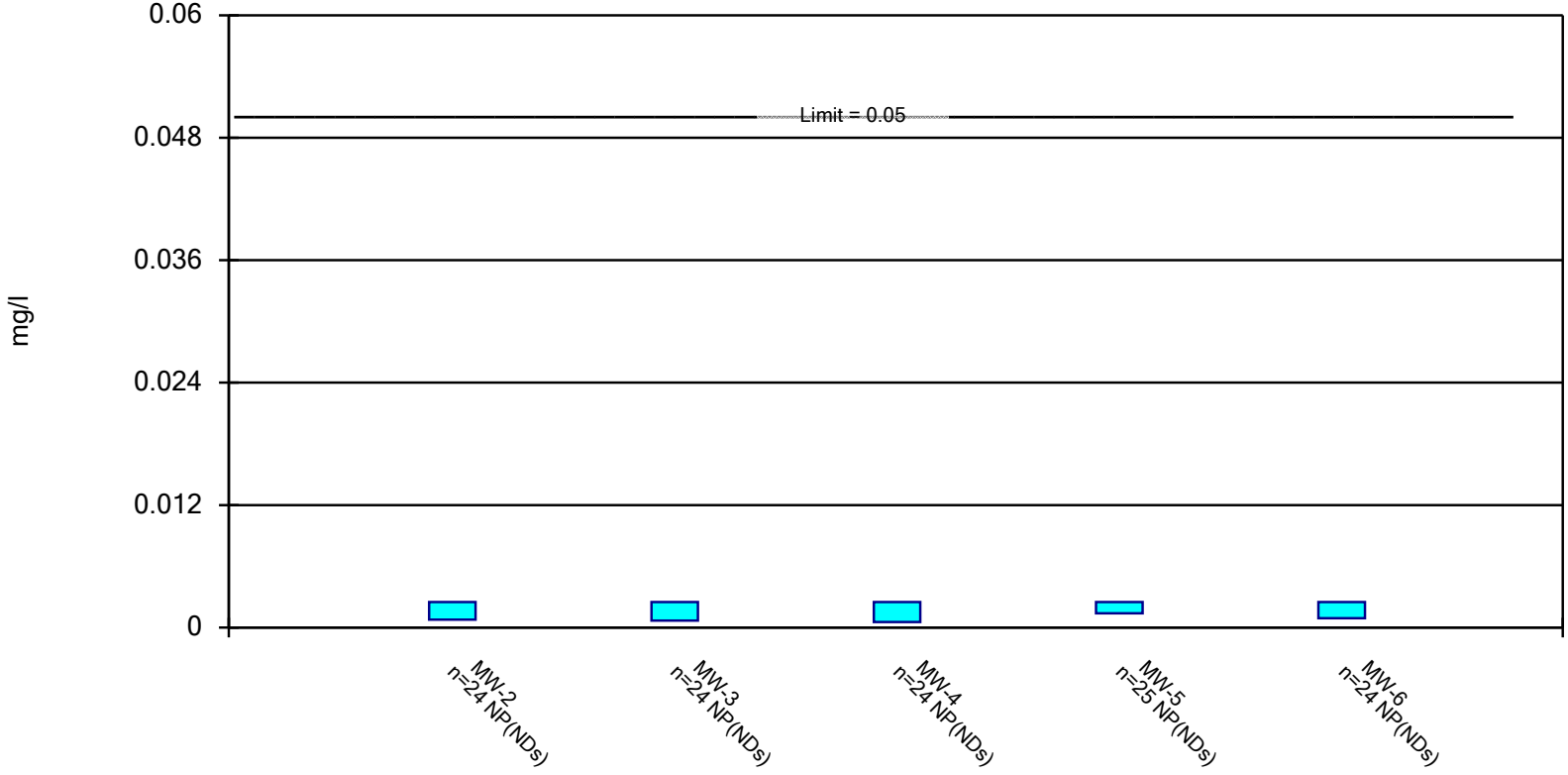

Constituent: Selenium Analysis Run 1/25/2026 2:46 PM

Sammis Plant Client: ETEM Remediation One Data: Sammis Sanitas to December 2024

Non-Parametric Confidence Interval

Compliance Limit is not exceeded. Per-well alpha = 0.01.

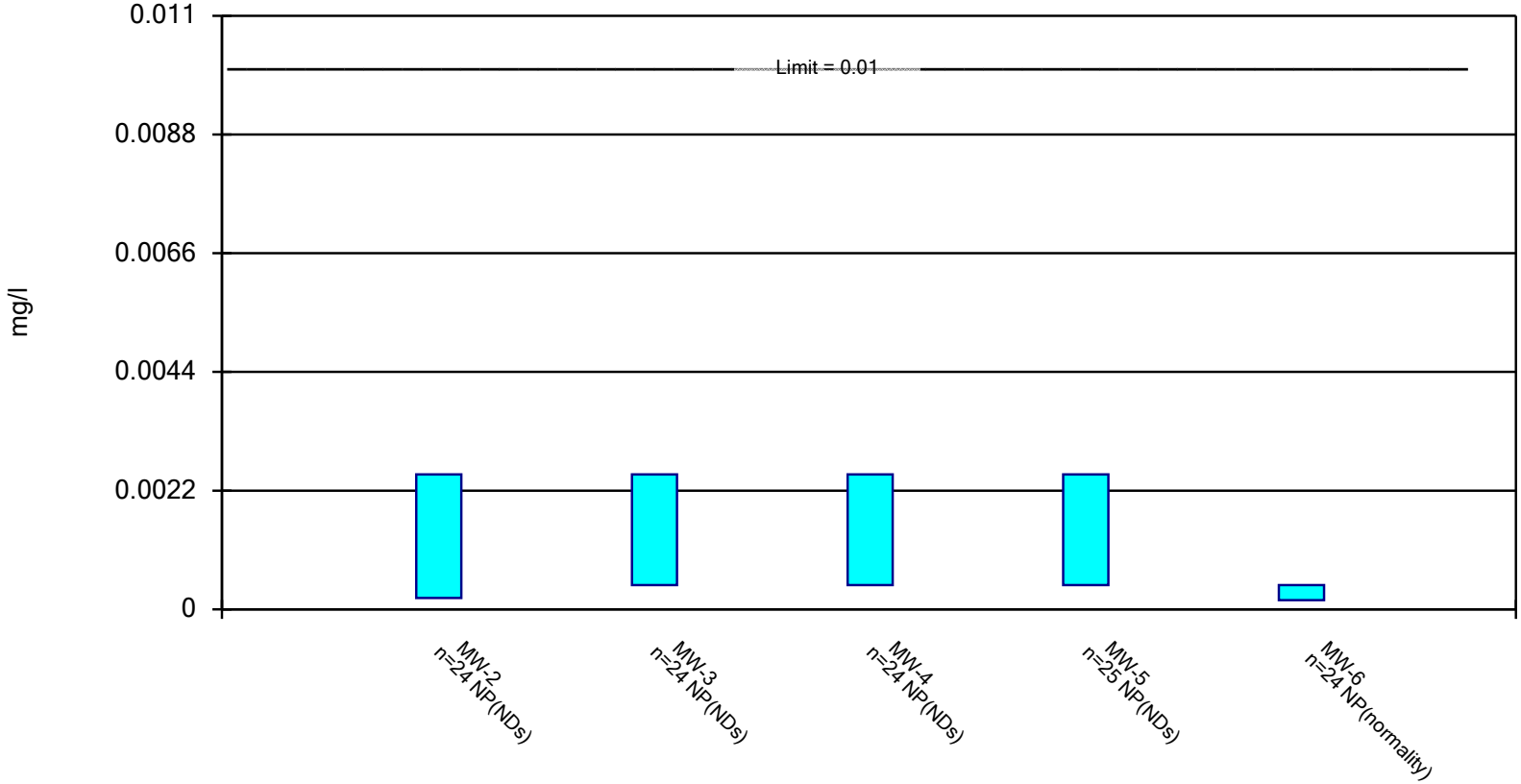

Constituent: Thallium Analysis Run 1/25/2026 2:46 PM

Sammis Plant Client: ETEM Remediation One Data: Sammis Sanitas to December 2024

Confidence Interval

LCL GWPS SSL

Sammis Plant Client: ETEM Remediation One Data: Sammis Sanitas to December 2024 Printed 1/25/2026, 2:47 PM

Constituent	Well	Upper Lim.	Lower Lim.	Compliance	Sig.	N	%NDs	Transform	Alpha	Method
Antimony (mg/l)	MW-2	0.0025	0.00045	0.01	No	24	95.83	No	0.01	NP (NDs)
Antimony (mg/l)	MW-3	0.0025	0.00045	0.01	No	24	100	No	0.01	NP (NDs)
Antimony (mg/l)	MW-4	0.0025	0.00045	0.01	No	24	95.83	No	0.01	NP (NDs)
Antimony (mg/l)	MW-5	0.0025	0.00045	0.01	No	25	96	No	0.01	NP (NDs)
Antimony (mg/l)	MW-6	0.0025	0.00045	0.01	No	24	91.67	No	0.01	NP (NDs)
Arsenic (mg/l)	MW-2	0.0008177	0.0003832	0.024	No	24	0	x^(1/3)	0.01	Param.
Arsenic (mg/l)	MW-3	0.000498	0.00023	0.024	No	24	20.83	No	0.01	NP (normality)
Arsenic (mg/l)	MW-4	0.002	0.00022	0.024	No	24	45.83	No	0.01	NP (normality)
Arsenic (mg/l)	MW-5	0.00036	0.00021	0.024	No	25	4	No	0.01	NP (normality)
Arsenic (mg/l)	MW-6	0.000875	0.00024	0.024	No	24	29.17	No	0.01	NP (normality)
Barium (mg/l)	MW-2	0.04285	0.03554	2	No	24	0	No	0.01	Param.
Barium (mg/l)	MW-3	0.04	0.03503	2	No	24	0	No	0.01	Param.
Barium (mg/l)	MW-4	0.03897	0.03515	2	No	24	0	No	0.01	Param.
Barium (mg/l)	MW-5	0.02253	0.01881	2	No	25	0	sqrt(x)	0.01	Param.
Barium (mg/l)	MW-6	0.014	0.012	2	No	24	4.167	No	0.01	NP (normality)
Beryllium (mg/l)	MW-2	0.001	0.0005	0.004	No	24	95.83	No	0.01	NP (NDs)
Beryllium (mg/l)	MW-3	0.001	0.0005	0.004	No	24	100	No	0.01	NP (NDs)
Beryllium (mg/l)	MW-4	0.001	0.00013	0.004	No	24	95.83	No	0.01	NP (NDs)
Beryllium (mg/l)	MW-5	0.001	0.0005	0.004	No	25	100	No	0.01	NP (NDs)
Beryllium (mg/l)	MW-6	0.001	0.00026	0.004	No	24	91.67	No	0.01	NP (NDs)
Cadmium (mg/l)	MW-2	0.001	0.00045	0.006	No	24	91.67	No	0.01	NP (NDs)
Cadmium (mg/l)	MW-3	0.001	0.00045	0.006	No	24	95.83	No	0.01	NP (NDs)
Cadmium (mg/l)	MW-4	0.001	0.00045	0.006	No	24	91.67	No	0.01	NP (NDs)
Cadmium (mg/l)	MW-5	0.0003707	0.0002061	0.006	No	25	24	x^(1/3)	0.01	Param.
Cadmium (mg/l)	MW-6	0.0005308	0.0003157	0.006	No	24	4.167	x^(1/3)	0.01	Param.
Chromium (mg/l)	MW-2	0.00303	0.0024	0.1	No	24	58.33	No	0.01	NP (NDs)
Chromium (mg/l)	MW-3	0.0025	0.00207	0.1	No	24	91.67	No	0.01	NP (NDs)
Chromium (mg/l)	MW-4	0.00375	0.00127	0.1	No	24	79.17	No	0.01	NP (NDs)
Chromium (mg/l)	MW-5	0.0025	0.0011	0.1	No	25	72	No	0.01	NP (NDs)
Chromium (mg/l)	MW-6	0.0025	0.0012	0.1	No	24	83.33	No	0.01	NP (NDs)
Cobalt (mg/l)	MW-2	0.0025	0.0013	0.029	No	24	75	No	0.01	NP (NDs)
Cobalt (mg/l)	MW-3	0.0025	0.00015	0.029	No	24	95.83	No	0.01	NP (NDs)
Cobalt (mg/l)	MW-4	0.0025	0.00023	0.029	No	24	70.83	No	0.01	NP (NDs)
Cobalt (mg/l)	MW-5	0.004966	0.003164	0.029	No	25	0	x^(1/3)	0.01	Param.
Cobalt (mg/l)	MW-6	0.016	0.008477	0.029	No	24	0	No	0.01	NP (normality)
Fluoride (mg/l)	MW-2	0.23	0.198	4	No	25	16	No	0.01	NP (normality)
Fluoride (mg/l)	MW-3	0.243	0.204	4	No	25	8	No	0.01	NP (normality)
Fluoride (mg/l)	MW-4	0.332	0.276	4	No	25	0	No	0.01	NP (normality)
Fluoride (mg/l)	MW-5	0.308	0.241	4	No	25	8	No	0.01	NP (normality)
Fluoride (mg/l)	MW-6	0.113	0.083	4	No	25	36	No	0.01	NP (normality)
Lead (mg/l)	MW-2	0.0025	0.0013	0.015	No	24	66.67	No	0.01	NP (NDs)
Lead (mg/l)	MW-3	0.0025	0.0013	0.015	No	24	95.83	No	0.01	NP (NDs)
Lead (mg/l)	MW-4	0.0025	0.0013	0.015	No	24	95.83	No	0.01	NP (NDs)
Lead (mg/l)	MW-5	0.0025	0.00125	0.015	No	25	88	No	0.01	NP (NDs)
Lead (mg/l)	MW-6	0.0025	0.0013	0.015	No	24	100	No	0.01	NP (NDs)
Lithium (mg/l)	MW-2	0.0125	0.00255	0.04	No	24	66.67	No	0.01	NP (NDs)
Lithium (mg/l)	MW-3	0.0125	0.0025	0.04	No	24	75	No	0.01	NP (NDs)
Lithium (mg/l)	MW-4	0.0125	0.0025	0.04	No	24	75	No	0.01	NP (NDs)
Lithium (mg/l)	MW-5	0.0125	0.0022	0.04	No	25	76	No	0.01	NP (NDs)
Lithium (mg/l)	MW-6	0.0125	0.0025	0.04	No	24	95.83	No	0.01	NP (NDs)

Confidence Interval

Sammis Plant Client: ETEM Remediation One Data: Sammis Sanitas to December 2024 Printed 1/25/2026, 2:47 PM

Constituent	Well	Upper Lim.	Lower Lim.	Compliance	Sig.	N	%NDs	Transform	Alpha	Method
Mercury (mg/l)	MW-2	0.0001	0.00008	0.002	No	24	87.5	No	0.01	NP (NDs)
Mercury (mg/l)	MW-3	0.00014	0.00008	0.002	No	24	87.5	No	0.01	NP (NDs)
Mercury (mg/l)	MW-4	0.00014	0.00008	0.002	No	24	91.67	No	0.01	NP (NDs)
Mercury (mg/l)	MW-5	0.00019	0.00008	0.002	No	25	84	No	0.01	NP (NDs)
Mercury (mg/l)	MW-6	0.00014	0.00008	0.002	No	24	87.5	No	0.01	NP (NDs)
Molybdenum (mg/l)	MW-2	0.00081	0.00047	0.1	No	24	20.83	No	0.01	NP (normality)
Molybdenum (mg/l)	MW-3	0.00103	0.000517	0.1	No	24	25	No	0.01	NP (normality)
Molybdenum (mg/l)	MW-4	0.0025	0.000474	0.1	No	24	79.17	No	0.01	NP (NDs)
Molybdenum (mg/l)	MW-5	0.0025	0.0017	0.1	No	25	96	No	0.01	NP (NDs)
Molybdenum (mg/l)	MW-6	0.0025	0.00094	0.1	No	24	87.5	No	0.01	NP (NDs)
Radium Combined (pci/l)	MW-2	2.03	0.1283	5	No	19	63.16	No	0.01	NP (NDs)
Radium Combined (pci/l)	MW-3	1.057	0.07885	5	No	19	63.16	No	0.01	NP (NDs)
Radium Combined (pci/l)	MW-4	2.335	0.1225	5	No	19	63.16	No	0.01	NP (NDs)
Radium Combined (pci/l)	MW-5	0.97	0.1375	5	No	19	52.63	No	0.01	NP (NDs)
Radium Combined (pci/l)	MW-6	0.636	0.1109	5	No	19	63.16	No	0.01	NP (NDs)
Selenium (mg/l)	MW-2	0.0025	0.00078	0.05	No	24	75	No	0.01	NP (NDs)
Selenium (mg/l)	MW-3	0.0025	0.00068	0.05	No	24	95.83	No	0.01	NP (NDs)
Selenium (mg/l)	MW-4	0.0025	0.00054	0.05	No	24	95.83	No	0.01	NP (NDs)
Selenium (mg/l)	MW-5	0.0025	0.001396	0.05	No	25	88	No	0.01	NP (NDs)
Selenium (mg/l)	MW-6	0.0025	0.00092	0.05	No	24	58.33	No	0.01	NP (NDs)
Thallium (mg/l)	MW-2	0.0025	0.00021	0.01	No	24	91.67	No	0.01	NP (NDs)
Thallium (mg/l)	MW-3	0.0025	0.00045	0.01	No	24	100	No	0.01	NP (NDs)
Thallium (mg/l)	MW-4	0.0025	0.00045	0.01	No	24	95.83	No	0.01	NP (NDs)
Thallium (mg/l)	MW-5	0.0025	0.00045	0.01	No	25	92	No	0.01	NP (NDs)
Thallium (mg/l)	MW-6	0.00045	0.00017	0.01	No	24	41.67	No	0.01	NP (normality)

LCL GWPS SSL